


v&v Valli&Valli



Part of ASSA ABLOY

DESIGNER DOOR HARDWARE **2021**





Index

Presto	pag. 18
4 You	pag. 19
Finishes	pag. 20
Valli&Valli Door Levers	pag. 22
Affordable Luxury Door Levers	pag. 56
Door Knobs	pag. 70
European version and slim rosette options	pag. 84
Door Pulls	pag. 88
Handlesets	pag. 106
Coat Hooks	pag. 116
Pocket Doors	pag. 120
Door Stoppers	pag. 138
Mortise Locks	pag. 142
Deadlock	pag. 154
Deadbolts	pag. 158
Privacy Bolts	pag. 164
Thumb turn options	pag. 168
Escutcheon with Deadbolts	pag. 170
Multi-Point trim	pag. 174
Miscellaneous parts	pag. 184
List of door thicknesses	pag. 200
Certifications	pag. 204
General sales terms and conditions	pag. 208

Valli&Valli is synonymous with the **pursuit of beauty**, in every project and in all details; It involves a study of balance, harmony, material, design, aesthetics, function, technology and crafts. It is a combination of performance, reliability, shape, durability and quality. We believe deeply in these values, which we maintain with our **innovative engineering process** that transmutes an industrial conception into an infinite array of customisations of materials, finishes and colours. **Innovation is the key** to adopting a comprehensive approach to products and their intended use. Each lever is **made in Italy** using selected metals and raw materials, drawing on the strength of the Assa Abloy Group which has been enhancing Valli&Valli's technological strength and all-Italian excellence since 2008.

Technology & Innovation

Having a choice means exploring, enjoying freedom of **thought and expression**. Having a choice means enhancing your personality and making your **style tangible**.

Valli&Valli expresses these concepts by offering a wide range of choices, **34 finishes** providing a wealth of possibilities which adapt to every style and project.

Personality & Tailor-made

Hand made & Made in Italy

Successful after more than **85 years of history** rooted in Italian tradition, Valli&Valli is where the artisan rubs shoulders with industry. Looking to the future with fresh eyes, the company is **inspired by art**, landscapes, and the wonders of this world. This is Valli&Valli's mindset. The company is based in the heart of Brianza, a fertile trendsetting land that excels in international design. During the post-war period, Valli&Valli was the first to see the **lever as a unique piece of sculpture** to be held and touched.

In 1968, it was the first to distance itself from simple, direct lines, and in its Medicea range completely **revolutionised** the design of levers. This innovative product broke all sales records and became the **world's most imitated lever**. Valli&Valli was the first to cross the oceans and spread the excellence of the **Italian-made** lever worldwide.

Sensitivity & Sustainability

We do not just pay lip service to **protecting the environment**.

We have a profound, all-round commitment, encompassing the process from the initial idea to the finished product so that every item is unique and protected.

This involves the diligent study of **ergonomics**, of the interaction between people and the lever's daily use.

Safeguarding health, which results in the development of **antimicrobial products** which ensure that every action is accompanied by peace of mind.

With environmental sustainability as our corporate mission, we are driving a change for a **cleaner world**.

It is fully compatible with sustainable architecture and all those involved in developing an aware and responsible design.



H 165

Serie **Germana**
design Valli Workshop
page 24



H 174

Serie **Altair**
design Valli Workshop
page 25



H 176

Serie **Spiga**
design Valli Workshop
page 26



H 198

Serie **Mizar**
design Eero Aarnio
page 27



H 1003

Serie **Croco**
design Matteo Thun
page 28



H 1016

Serie **Nabucco**
design Valli Workshop
page 29



H 1018

Serie **Otello**
design Marius Schreyer Design
page 30



H 1022

Serie **Ernani**
design Valli Workshop
page 31



H 1024

Serie **Lolita**
design Valli Workshop
page 32



H 1026

Serie **Dido**
design Antonio Bullo
page 33



H 1027

Serie **Dafne**
design Studio Carlesi Design
page 34



H 1039

Serie **Fedra**
design Jean-Baptiste
Sibertin Blanc
page 35



H 1040

Serie **Siberia**
design Gabriele & Oscar Buratti
page 36



H 1044 U

Serie **Oberon**
design Vincent Van Duysen
page 37



H 1045

Serie **Bess**
design Yoshimi Kono
page 38



H 1046

Serie **Nais**
design Valli Workshop
page 39



Fast shipment levers, see page 18 for further details.



H 1049

Serie **Divara**
design Valli Workshop
page 40



H 1050

Serie **Giasone**
design Valli Workshop
page 41



H 1052

Serie **Supersonic**
design Mikhail Leykin
page 42



H 1054

Serie **W.W.**
design Valli Workshop
page 43



H 1055

Serie **Words**
design Franco Poli
page 44



H 1056

Serie **Quadra**
design Valli Workshop
page 45



H 1057

Serie **Retrò**
design Valli Workshop
page 46



H 1060

Serie **Alina**
design Skidmore,
Owings and Merrill
page 47



H 1061

Serie **Cenerentola**
design Luciana Di Virgilio
e Gianni Veneziano
page 48



H 1062

Serie **Carmen**
design Valli Workshop
page 49



H 1066

Serie **Zeus**
design Bertone Design
page 50



H 1067

Serie **Rose**
design Valli Workshop
page 51



H 1068

Serie **Moon**
design Pembroke & Ives
page 52



H 1748

Serie **Estrella**
design Valli Workshop
page 53



H 4730

Serie **White**
design Valli Workshop
page 54



H 4742

Serie **Coral**
design Valli Workshop
page 55

Affordable Luxury Door Levers



H 163

Serie **Sarissa**
design Valli Workshop
page 58



H 192

Serie **Prunus**
design Valli Workshop
page 59



H 414

Serie **Amber**
design Valli Workshop
page 60



H 415

Serie **Scarlet**
design Valli Workshop
page 61



H 416

Serie **Garnet**
design Valli Workshop
page 62



H 419

Serie **Bordeaux**
design Valli Workshop
page 63



H 1004

Serie **Antares**
design Valli Workshop
page 64



H 1037

Serie **Teseo**
design Valli Workshop
page 65



H 1043

Serie **Alcina**
design Matteo Thun
page 66



H 1044

Serie **Oberon**
design Vincent Van Duysen
page 67



H 1058

Serie **Amica**
design Valli Workshop
page 68



Fast shipment levers, see page 18 for further details.

Door Knobs



K 1054

Serie **W.W.**
design Valli Workshop
page 72



K 1055

Serie **Words**
design Valli Workshop
page 73



K 1056

Serie **Quadra**
design Valli Workshop
page 74



K 1060

Serie **Alina**
Skidmore,
Owings and Merrill
page 75



K 1061

Serie **Cenerentola**
design Luciana Di Virgilio
e Gianni Veneziano
page 76



K 1067

Serie **Rose**
design Valli Workshop
page 77



K 1155

design Valli Workshop
page 78



K 1160

design Valli Workshop
page 79



K 1168

Serie **Giasone**
design Valli Workshop
page 80



K 1170

design Valli Workshop
page 81



K 1171

design Valli Workshop
page 82



K 1730

design Valli Workshop
page 83

Door Pulls



K 1054

Serie **W.W.**
design Valli Workshop
page 90



K 1055

Serie **Words**
design Valli Workshop
page 91



K 1056

Serie **Quadra**
design Valli Workshop
page 92



K 1060

Serie **Alina**
design Skidmore,
Owings & Merrill
page 93




K 1061

Serie **Cenerentola**
design Luciana Di Virgilio
e Gianni Veneziano
page 94



K 1066

Serie **Zeus**
design Bertone Design
page 95



K 1067

Serie **Rose**
design Valli Workshop
page 96



K 1068

Serie **Moon**
design Pembroke & Ives
page 97



K 1188

design Valli Workshop
page 98



K 1210

Serie **Mizar**
design Eero Aarnio
page 99



K 1219

design Valli Workshop
page 100



K 1224

design Valli Workshop
page 101

Door Pulls



K 1226

Serie **Fedra**
design Jean-Baptiste
Sibertin Blanc
page 102



K 1228

Serie **Bess**
design Yoshimi Kono
page 103



K 1231

design Valli Workshop
page 104



K 1235

design Valli Workshop
page 105

Handlesets



K 1810

design Valli Workshop
page 108



K 1868

design Valli Workshop
page 110



K 1869

design Valli Workshop
page 112



K 1870

design Valli Workshop
page 114

Coat Hooks



E 180

design Cini Boeri
page 118



E 182

design Valli Workshop
page 118



E 183

design Valli Workshop
page 119

Pocket Doors



K 1186

design Valli Workshop
page 122



K 1195

Serie **Bess**
design Valli Workshop
page 123



K 1202

Serie **Trittico**
design Valli Workshop
page 124




K 1203

Serie **Trittico**
design Valli Workshop
page 125



K 1204

Serie **Tancredi**
design Valli Workshop
page 126



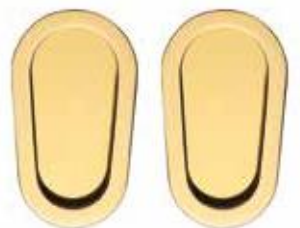
K 1206

Serie **Tancredi**
design Valli Workshop
page 127



K 1211

Serie **Orfeide**
design Scrigno
page 128



K 1212

Serie **Orfeide**
design Scrigno
page 129



K 1215

design Valli Workshop
page 130-133



K 1230

Serie **Bess**
design Yoshimi Kono
page 134



K 1232

Serie **Bess**
design Yoshimi Kono
page 135



K 4200

design Valli Workshop
page 136

Pocket Doors



K 4202

design Valli Workshop
page 137

Door Stoppers



L 190

design Valli Workshop
page 140



L 192

design Valli Workshop
page 140



L 198

design Valli Workshop
page 141



L 490 Stainless

design Valli Workshop
page 141

1 LEVER / KNOB MODEL

Choose from our collection of levers / knobs (ex. H 1062 or K 1067).

2 TRIM OPTION

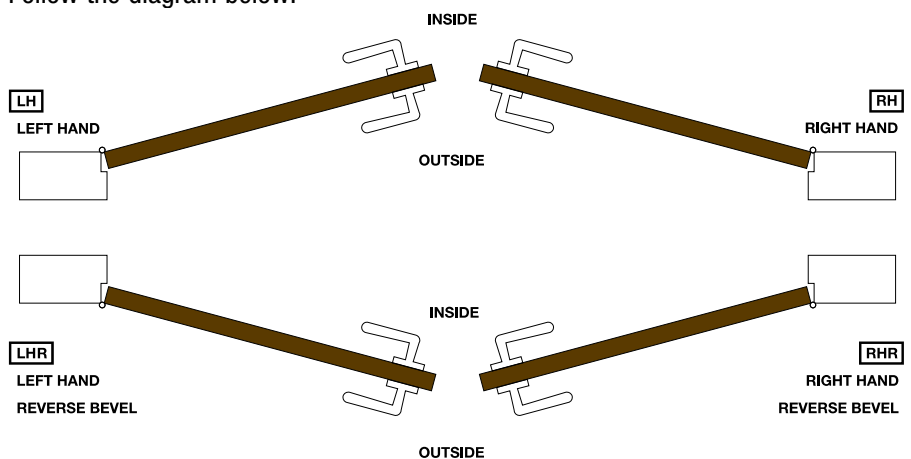
Choose among the options at page 16 and 17.

3 FUNCTION

PGE Passage
 PCY Privacy
 DMY Dummy
 ML-XXX Mortise lock (Different functions available. Check details at page 145)
 101 Deadbolt single cylinder
 102 Deadbolt double cylinder
 105 Privacy bolt

4 HANDING

RH, LH, RHR or LHR.
 The hand of the door is always determined from the outside.
 Follow the diagram below.



5 FINISH

Standard finishes are indicated on each lever page. Special finishes are available upon request for an upcharge. Choose one of the finishes at pages 20-21.

6 BACKSET

Choose between these standard options:
 2.3/8" or 2.3/4" for tubular application
 2.1/2" or 2.3/4" for mortise application

7 DOOR THICKNESS

To be specified. 1.3/4" is considered standard.
 Up to 3" thick door available (Upcharges apply).

8 MISCELLANEOUS

Note any special keying information, or special instruction.

Examples:	1	2	3	4	5	6	7	8
Tubular set	H 1068	RE	PCY	RH	26	2.3/8"	1.3/4"	Full lip strike
Mortise lock	H 1066	RS50	ML-F	LHR	16	2.3/4"	2.1/4"	KA Cylinders
Deadbolt / Privacy bolt	105	RQ	-	-	26D	2.3/4"	1.3/4"	Less exterior
Multi-Point	See specification details at page 176							

STANDARD CONFIGURATIONS

The configuration on each catalog page is considered STANDARD. If the requested configuration is not included, it might be produced upon special request and for the upcharges at page 15. Tubular latches standard backsets: 2.3/4" and 2.3/8" Mortise lock standard backsets: 2.3/4" and 2.1/2". Standard door thickness: 1.3/4".

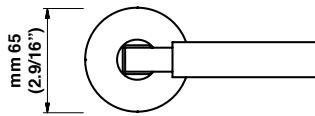
The tubular sets are supplied with T-strikes. Full lip strikes can be supplied upon request at no extra charge.

1 KEYING CHARGES:	KA – keyed alike (5 pins) – NO CHARGE KA is not available on Multi-Point cylinders.
2 DROP SHIP CHARGES:	\$5.00 NET applies to drop ship orders.
3 RUSH DELIVERY CHARGES:	\$30.00 NET applies to all orders requested to be shipped within 48 hours.
4 FINISHES:	<i>Split finishes:</i> + \$ 20.00 NET to the highest priced finish indicated. <i>Non-standard finishes:</i> + \$ 100.00 NET to the highest priced finish for levers, deadbolts, privacy bolts, pulls, multi point and pocket door trims + \$ 50.00 NET to the highest priced finish for single dummies and deadlocks <i>Anti-microbial finishes (BIOCOTE details at page 21):</i> + \$ 150.00 NET to the highest priced finish for levers, deadbolts, privacy bolts, pulls, multi point and pocket door trims + \$ 70.00 NET to the highest priced finish for single dummies and deadlocks
5 BACKSET:	<i>Narrow mortise lock backset (< 2.1/2"):</i> + \$ 250.00 LIST to the price of the standard sets Special backset request: Call for details and pricing
6 UPSIDE DOWN MORTISE LOCK:	+ \$ 100.00 LIST to the price of the standard mortise lock sets
7 MAGNETIC LOCKS:	<i>Tubular latches:</i> + \$30.00 LIST to the price of the standard sets <i>American mortise locks:</i> + \$200.00 LIST for no thumb-turn functions + \$250.00 LIST for thumb-turn functions
8 DOOR THICKNESS:	<i>Tubular latches and bolts:</i> 2.1/4" Thick door: + \$ 50.00 LIST 2.1/2" Thick door: + \$ 70.00 LIST 3" Thick door: + \$ 90.00 LIST <i>Mortise lock and multi-point (Multi-point only accommodates up to 2.1/4" thick door):</i> 2.1/4" Thick door: + \$ 70.00 LIST 2.1/2" Thick door: + \$ 90.00 LIST 3" Thick door: + \$ 120.00 LIST > 3" Thick door: + \$150.00 LIST
9 NON-STANDARD ROSETTES:	<i>Single Dummy</i> Non-listed RQ and RQS (square rosette): + \$ 55.00 LIST to the RP/RPS price <i>Full set</i> Non-listed RQ and RQS (square rosette): + \$ 110.00 LIST to the RP/RPS price RS = Small European rosettes – Same price as standard American rosettes RS /Round rosettes (45mm, 50mm, 55mm) – Same price as RP RSQ /Square rosettes (45mm, 50mm, 55mm) – Same price as RQ Privacy function on small rosette = Requires the purchase of a Passage set and an additional Privacy Bolt RSB = Slim rosettes – full pricing at page 87 RE = Rectangular rosettes (for tubular latches only) + \$ 30.00 LIST to the RQ prices
10 NON-STANDARD PLATES AND THUMB PIECES:	Narrow plates NEP, NES, NER and NERS = Same price as standard plates EP, EPS, ER, ERS Thumb piece change on ER/Rectangular plate and EP/Oval plate (ex. use of the K1225): + \$ 100.00 LIST
11 DUMMY SET ADAPTOR (for 2.1/8" pre-drilled doors only):	X003/1 back to back application: + \$ 75.00 LIST to DMY price X003/2 single application: + \$ 90.00 LIST to DMY price
12 STRIKE PLATES:	ASA Strike plates: + \$ 60.00 LIST Custom strike plates available upon request. Call for pricing.

Trim options - Rosettes

Any lever/knob in the catalog can be matched with any type of rosette, choose from the options below:

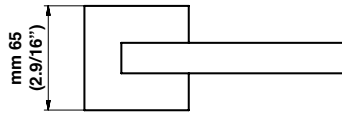
1. Configurations for pre-drilled doors (2.1/8" bore)



Round 65mm (2.9/16")

RP / Round rosette brass


RPS / Round rosette stainless steel



Square 65mm (2.9/16")

RQ / Square rosette brass

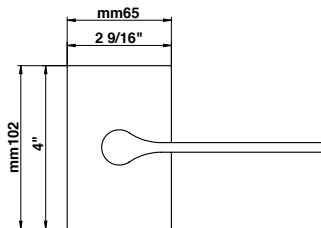
RQS / Square rosette stainless steel



Traditional 65mm (2.9/16")

RT / Traditional rosette brass

(Only available in brass material)

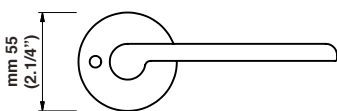


Rectangular 65x102 mm (2.9/16"x4")

RE / Rectangular rosette brass

(Only available in brass material)

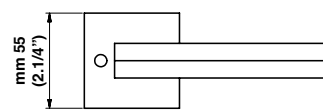
2. Configurations for non pre-drilled doors



Round 55mm (2.1/4")

RS55 / Round rosette brass

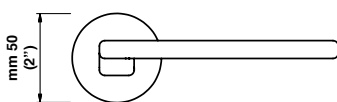
(Fits a privacy pin)



Square 55mm (2.1/4")

RSQ55 / Square rosette brass

(Fits a privacy pin)



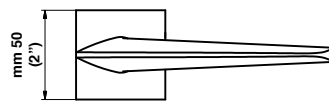
Round 50mm (2")

RS50 / Round rosette brass

RSB¹ / Round slim rosette brass

RSS / Round rosette stainless steel

(Requires privacy bolt)



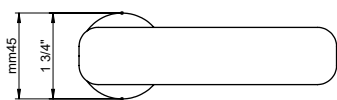
Square 50mm (2")

RSQ50 / Square rosette brass

RSBQ¹ / Square slim rosette brass

RSSQ / Square rosette stainless steel

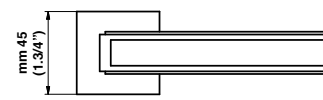
(Requires privacy bolt)



Round 45mm (1.3/4")

RS45 / Round rosette brass

(Requires privacy bolt)



Square 45mm (1.3/4")

RSQ45 / Square rosette brass


(Requires privacy bolt)

¹ Slim rosettes details at page 87

Trim options - Escutcheon Plates

Any lever/knob in the catalog can be matched with any type of escutcheon plate, choose from the options below:

1. Standard size plates



EP Oval Escutcheon

Solid brass

Oval escutcheon shown
with thumbturn



ET Traditional Escutcheon

Solid brass

Traditional escutcheon shown
with thumbturn



ER Rectangular Escutcheon Solid brass

ERS Rectangular Escutcheon Stainless steel

Rectangular escutcheon shown
with thumbturn

2. Narrow plates




**NEP Narrow Oval
Escutcheon**

Solid brass




**NER Narrow Rectangular
Escutcheon**

Solid brass



**NES Narrow
Escutcheon**

Stainless steel



**NERS Narrow Rectangular
Escutcheon**

Stainless steel

Valli&Valli has selected some of its most popular levers in its collection to be **continuously in stock** for fast shipment.

These levers are recognized throughout the catalog by the PRESTO logo indicated on corresponding page.

The levers of the PRESTO Collection are meant to ship **within 3-5 business days** from the order confirmation. Contact our customer service for more information.

The PRESTO items are available under the following conditions:

- Maximum 10 sets per order. Contact our customer service for any request higher than this quantity.
- Available functions: Tubular passage, privacy and dummy (mix of different functions per order).
Entry mortise lock 2.3/4" backset
- Presto stock is available in the following standard finishes only: 14, 15, 26 & 26D and 32D (as indicated per lever page).



H 416

Serie **Garnet**
design Valli Workshop
page 62



H 1044

Serie **Oberon**
design Vincent Van Duysen
page 67



H 1045

Serie **Bess**
design Yoshimi Kono
page 38



H 1046

Serie **Nais**
design Valli Workshop
page 39



H 1049

Serie **Divara**
design Valli Workshop
page 40



H 1054

Serie **W.W.**
design Valli Workshop
page 43



H 1748

Serie **Estrella**
design Valli Workshop
page 53

Valli&Valli is proud to present a new service of lever customization for both finishes and designs.

Any lever in this catalog can be customized to customers' request and it will be especially manufactured **4 YOU**.

Our custom services are grouped in 3 categories:

1 SPECIAL FINISHES FROM THE VALLI&VALLI RANGE

Any lever made of solid brass in this catalog can be customized to a different non-standard finish from the list at pages 20-21.

Average lead time: 8-10 weeks from the order confirmation.

Upcharge of \$100.00 NET to the most expensive standard finish of the same lever.

2 SPECIAL FINISHES FROM A THIRD PARTY FINISH SAMPLE

Special finishes not included on pages 20-21, can also be produced under the following conditions:

- Approval of a finish sample by the R&D department in Italy
- Approval of the upcharges to be discussed at the time of the request

Average production lead time: 8-10 weeks from the confirmation of the order

Price to be agreed based on the requested finish.

3 CUSTOM DESIGN ALTERATION AND NEW CREATION

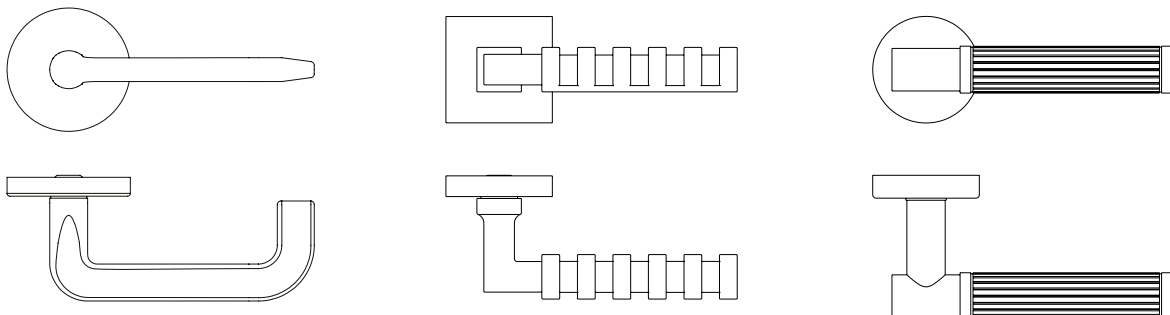
Custom lever designs or design modification (ex. Hammered lever grips, wooden or leather inserts, etc.) can be produced upon request, with a Minimum Order Quantity.

Any custom design is subject to the following:

- Design submittal
- Technical evaluation by the R&D department in Italy
- Approval of the technical drawings by the customer
- Approval of the sample. The customer will be charged for any expenses related to the samples' production and tooling.

Average production lead time: 10-12 weeks from the confirmation of the order Price varies based on the requested design.

Please see below some examples of custom designs created at Valli&Valli.




Ask our customer service for other special custom designs already produced for large buildings and private houses across all USA.

Face and strike

Levers and knobs

26 / POLISHED CHROME	26 / POLISHED CHROME - C
26D / SATIN CHROME	26D / SATIN CHROME - CA
03 / POLISHED BRASS	★ 03 / POLISHED BRASS - A
03 / POLISHED BRASS	03-PVD / POLISHED BRASS PVD - A-PVD
03D / SATIN BRASS	★ 03D / SATIN BRASS - AB
03D / SATIN BRASS	03D-PVD / SATIN BRASS PVD - AB-PVD
03D / SATIN BRASS	★ 03M / MATT BRASS - AC
03 / POLISHED BRASS	17 / OROLUX (BRASS FINISH) - AD
06 / ANTIQUE BRASS	★ 24D / ANTIQUE SATIN GOLD - AE
03 / POLISHED BRASS	UNLACQUERED BRASS - B
03D / SATIN BRASS	★ ANTIQUE NATURAL BRASS - BA
06 / ANTIQUE BRASS	★ ANTIQUE BRASS - BB
06B / BRUNITO	★ 06B / BRUNITO - BC
06 / ANTIQUE BRASS	★ 06A / ANTICATO - BD
26 / POLISHED CHROME	26-PVD / POLISHED CHROME PVD - C-PVD
26D / SATIN CHROME	26D-PVD / SATIN CHROME PVD - CA-PVD
17A / POLISHED BLACK NICKEL	★ 17A / POLISHED BLACK NICKEL - L



15 / SATIN NICKEL	★ 18 / SATIN BLACK NICKEL - DC
15 / SATIN NICKEL	32D / SATIN STAINLESS STEEL - N2
14 / POLISHED NICKEL	★ 14 / POLISHED NICKEL - D
15 / SATIN NICKEL	★ 15 / SATIN NICKEL - DA
15 / SATIN NICKEL	★ 15A / ANTIQUE NICKEL - DB
06B / BRUNITO	10S-PVD / SATIN BRONZE PVD - E-PVD
06B / BRUNITO	★ 10S / SATIN BRONZE - E
06 / ANTIQUE BRASS	BRONZE PVD - EE-PVD
06B / BRUNITO	★ 06M / MATT BRONZE - EA
06B / BRUNITO	★ 56 / DARK BRONZE - ED
14 / POLISHED NICKEL	32 / POLISHED STAINLESS STEEL - N1
16 / DULL BLACK	★ 16 / DULL BLACK - F
22M / MATT WHITE	★ 22M / MATT WHITE - FB
15 / SATIN NICKEL	55 / TITANIUM PVD - H
SATIN COPPER	★ MATT COPPER - IA
POLISHED COPPER	POLISHED PURE COPPER - R1
SATIN COPPER	SATIN PURE COPPER - R2

★ In cooperation with **BioCote®**, we offer a specific anti-microbial surface treatment that ensures protection of the levers against bacteria colonies. This transparent anti-microbial treatment is available on request on the selected finishes marked with the star. Lead time varies based on the finish selected. For prices please check the upcharges at page 15.



Valli&Valli Door Levers



H 165 Serie Germana

design Valli Workshop
Material: Brass

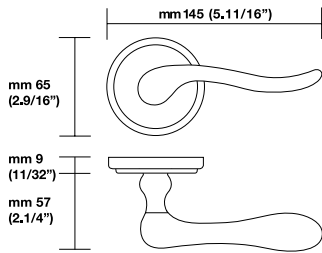
GROUP II Matching elements

- Pg 142** Mortise lock functions
- Pg 158** Deadbolts
- Pg 164** Privacy Bolts
- Pg 170** Escutcheons with deadbolts
- Pg 174** Multi-Point Trim functions

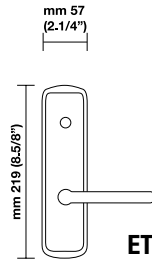
Window lever available in the same design
Call for pricing



Sizes/Misure



Escutcheon options/Opzioni



Conversions from metric to U.S. measurements are approximate.

Retail Price

Finish	Round	Square	PGE	PCY	DMY R/L Single	ML-F ENTRY
03	RT	RQ	\$ 340.00	\$ 360.00	\$ 157.00	\$ 960.00
			\$ 450.00	\$ 470.00	\$ 212.00	\$ 1,088.00
03D	RT	RQ	\$ 340.00	\$ 360.00	\$ 157.00	\$ 960.00
			\$ 450.00	\$ 470.00	\$ 212.00	\$ 1,088.00
06A	RT	RQ	\$ 355.00	\$ 371.00	\$ 166.00	\$ 960.00
			\$ 465.00	\$ 481.00	\$ 221.00	\$ 1,088.00

The options listed above are considered standard.
Non-standard options are available upon request.

For more options on **Rosettes and Escutcheon plates** see pages 16-17.

For more options on **Finishes** see pages 20-21.

RE = Rectangular rosettes available for tubular latch application only. Add + \$ 30.00 LIST to the price of the RQ

Upcharges apply for the following special options:

- Extra thick door (> 2")
- Non-standard rosettes (rosettes not listed above)
- Non-standard finishes (finishes not listed above)
- Split finishes

See page 15 for pricing. Exclusions may apply.

H 174 Serie Altair

design Valli Workshop
Material: Brass

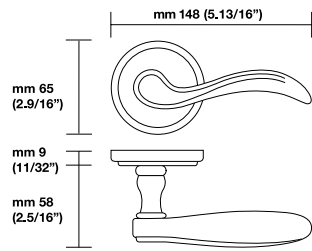
GROUP II Matching elements

- Pg 142** Mortise lock functions
- Pg 158** Deadbolts
- Pg 164** Privacy Bolts
- Pg 170** Escutcheons with deadbolts
- Pg 174** Multi-Point Trim functions

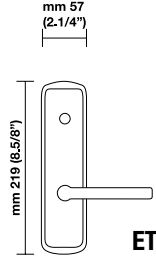
Window lever available in the same design
Call for pricing



Sizes/Misure



Escutcheon options/Opzioni



Conversions from metric to U.S. measurements are approximate.

Retail Price

Finish	Round	Square	PGE	PCY	DMY R/L Single	ML-F ENTRY
	RT		\$ 416.00	\$ 438.00	\$ 196.00	\$ 960.00
03		RQ	\$ 523.00	\$ 553.00	\$ 258.00	\$ 1,088.00

The options listed above are considered standard.
Non-standard options are available upon request.

For more options on **Rosettes and Escutcheon plates** see pages 16-17.
For more options on **Finishes** see pages 20-21.

RE = Rectangular rosettes available for tubular latch application only. Add + \$ 30.00 LIST to the price of the RQ

Upcharges apply for the following special options:

- Extra thick door (> 2")
 - Non-standard rosettes (rosettes not listed above)
 - Non-standard finishes (finishes not listed above)
 - Split finishes
- See page 15 for pricing. Exclusions may apply.

H 176 Serie Spiga

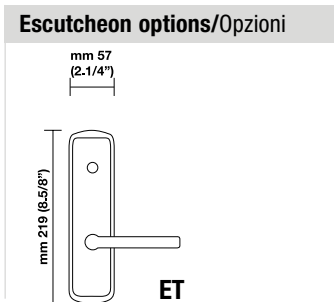
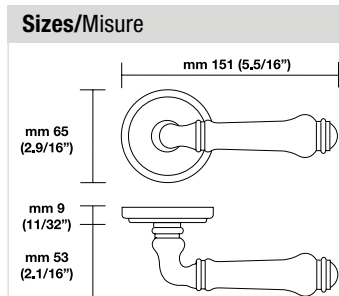
design Valli Workshop
Material: Brass



GROUP II Matching elements

- Pg 142** Mortise lock functions
- Pg 158** Deadbolts
- Pg 164** Privacy Bolts
- Pg 170** Escutcheons with deadbolts
- Pg 174** Multi-Point Trim functions

Window lever available in the same design
Call for pricing



Conversions from metric to U.S. measurements are approximate.

Retail Price

Finish	Round	Square	PGE	PCY	DMY R/L Single	ML-F ENTRY
03/White	RT		\$ 403.00	\$ 425.00	\$ 191.00	\$ 960.00
		RQ	\$ 513.00	\$ 535.00	\$ 246.00	\$ 1,088.00
06B/Ivory	RT		\$ 419.00	\$ 447.00	\$ 199.00	\$ 960.00
		RQ	\$ 529.00	\$ 557.00	\$ 254.00	\$ 1,088.00

Note: The insert is made of porcelain, not suitable for commercial use.

For more options on **Rosettes and Escutcheon plates** see pages 16-17.

For more options on **Finishes** see pages 20-21.

RE = Rectangular rosettes available for tubular latch application only. Add + \$ 30.00 LIST to the price of the RQ

Upcharges apply for the following special options:

- Extra thick door (> 2")
- Non-standard rosettes (rosettes not listed above)
- Non-standard finishes (finishes not listed above)
- Split finishes

See page 15 for pricing. Exclusions may apply.

The options listed above are considered standard. Non-standard options are available upon request.

H 198 Serie Mizar

design Eero Aarnio
Material: Brass

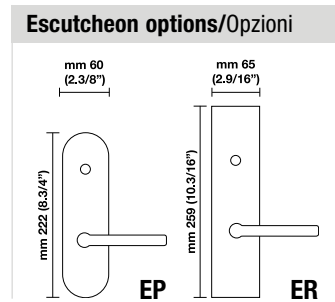
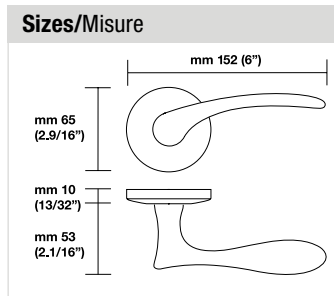


GROUP I Matching elements

- Pg 142** Mortise lock functions
- Pg 158** Deadbolts
- Pg 164** Privacy Bolts
- Pg 170** Escutcheons with deadbolts
- Pg 174** Multi-Point Trim functions

Window lever available in the same design
Call for pricing

European version rosette



Conversions from metric to U.S. measurements are approximate.



See page 87
for details

Retail Price

Finish	Round	Square	PGE	PCY	DMY R/L Single	ML-F ENTRY
03	RP	RQ	\$ 311.00	\$ 334.00	\$ 145.00	\$ 889.00
03D	RP	RQ	\$ 421.00	\$ 444.00	\$ 200.00	\$ 1,018.00
06A	RP	RQ	\$ 311.00	\$ 334.00	\$ 145.00	\$ 889.00
14	RP	RQ	\$ 421.00	\$ 444.00	\$ 200.00	\$ 1,018.00
15	RP	RQ	\$ 349.00	\$ 371.00	\$ 166.00	\$ 889.00
26D	RP	RQ	\$ 459.00	\$ 481.00	\$ 221.00	\$ 1,018.00
	RP	RQ	\$ 347.00	\$ 367.00	\$ 164.00	\$ 889.00
	RP	RQ	\$ 457.00	\$ 477.00	\$ 219.00	\$ 1,018.00
	RP	RQ	\$ 335.00	\$ 347.00	\$ 155.00	\$ 889.00
	RP	RQ	\$ 445.00	\$ 457.00	\$ 210.00	\$ 1,018.00
	RP	RQ	\$ 326.00	\$ 342.00	\$ 153.00	\$ 889.00
	RP	RQ	\$ 436.00	\$ 452.00	\$ 208.00	\$ 1,018.00

Finish	Oval	Rectangular	PGE	PCY	DMY R/L Single	DMY R/L Pair	ML-F ENTRY
26D	EP	ER	\$ 481.00	\$ 504.00	\$ 235.00	\$ 421.00	\$ 832.00
	EP	ER	\$ 527.00	\$ 551.00	\$ 258.00	\$ 468.00	\$ 865.00

For more options on **Rosettes and Escutcheon plates** see pages 16-17.

For more options on **Finishes** see pages 20-21.

RE = Rectangular rosettes available for tubular latch application only. Add + \$ 30.00 LIST to the price of the RQ

Upcharges apply for the following special options:

- Extra thick door (> 2")
- Non-standard rosettes (rosettes not listed above)
- Non-standard finishes (finishes not listed above)
- Split finishes

See page 15 for pricing. Exclusions may apply.

The options listed above are considered standard.
Non-standard options are available upon request.

H 1003 Serie Croco

design Matteo Thun
Material: Brass

GROUP I Matching elements

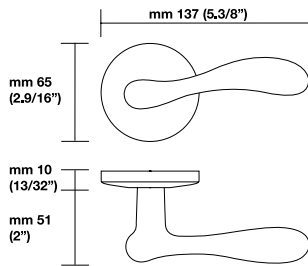
- Pg 142** Mortise lock functions
- Pg 158** Deadbolts
- Pg 164** Privacy Bolts
- Pg 170** Escutcheons with deadbolts
- Pg 174** Multi-Point Trim functions

Window lever available in the same design
Call for pricing

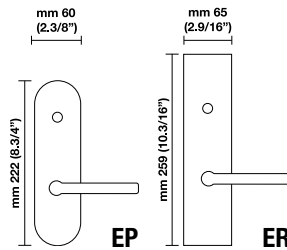


European version rosette

Sizes/Misure



Escutcheon options/Opzioni



Conversions from metric to U.S. measurements are approximate.



See page 87
for details

Retail Price

Finish	Round	Square	PGE	PCY	DMY R/L Single	ML-F ENTRY
03	RP	RQ	\$ 287.00	\$ 304.00	\$ 132.00	\$ 889.00
03D	RP	RQ	\$ 397.00	\$ 414.00	\$ 187.00	\$ 1,018.00
06A	RP	RQ	\$ 287.00	\$ 305.00	\$ 132.00	\$ 889.00
14	RP	RQ	\$ 397.00	\$ 414.00	\$ 187.00	\$ 1,018.00
15	RP	RQ	\$ 316.00	\$ 343.00	\$ 149.00	\$ 889.00
26/26D*	RP	RQ	\$ 426.00	\$ 453.00	\$ 204.00	\$ 1,018.00
	RP	RQ	\$ 316.00	\$ 343.00	\$ 149.00	\$ 889.00
	RP	RQ	\$ 426.00	\$ 453.00	\$ 204.00	\$ 1,018.00
	RP	RQ	\$ 307.00	\$ 322.00	\$ 140.00	\$ 889.00
	RP	RQ	\$ 417.00	\$ 432.00	\$ 195.00	\$ 1,018.00
	RP	RQ	\$ 303.00	\$ 316.00	\$ 139.00	\$ 889.00
	RP	RQ	\$ 413.00	\$ 426.00	\$ 194.00	\$ 1,018.00

Finish	Oval	Rectangular	PGE	PCY	DMY R/L Single	DMY R/L Pair	ML-F ENTRY
26/26D*	EP	ER	\$ 481.00	\$ 504.00	\$ 235.00	\$ 421.00	\$ 832.00
	EP	ER	\$ 527.00	\$ 551.00	\$ 258.00	\$ 468.00	\$ 865.00

* The shank portion is polished while the length of the lever is satin. The rosette/escutcheon is polished.

For more options on **Rosettes and Escutcheon plates** see pages 16-17.

For more options on **Finishes** see pages 20-21.

RE = Rectangular rosettes available for tubular latch application only. Add + \$ 30.00 LIST to the price of the RQ

Upcharges apply for the following special options:

- Extra thick door (> 2")
- Non-standard rosettes (rosettes not listed above)
- Non-standard finishes (finishes not listed above)
- Split finishes

See page 15 for pricing. Exclusions may apply.

The options listed above are considered standard. Non-standard options are available upon request.

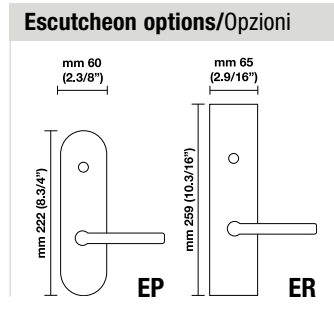
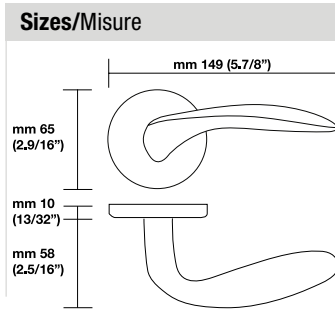
H 1016 Serie Nabucco

design Valli Workshop
Material: Brass

GROUP II Matching elements

- Pg 142** Mortise lock functions
- Pg 158** Deadbolts
- Pg 164** Privacy Bolts
- Pg 170** Escutcheons with deadbolts
- Pg 174** Multi-Point Trim functions

Window lever available in the same design
Call for pricing



Conversions from metric to U.S. measurements are approximate.

Retail Price

Finish	Round	Square	PGE	PCY	DMY R/L Single	ML-F ENTRY
06A	RP	RQ	\$ 348.00	\$ 382.00	\$ 168.00	\$ 960.00
			\$ 458.00	\$ 492.00	\$ 223.00	\$ 1,088.00
14	RP	RQ	\$ 382.00	\$ 414.00	\$ 186.00	\$ 960.00
			\$ 492.00	\$ 524.00	\$ 241.00	\$ 1,088.00
15	RP	RQ	\$ 366.00	\$ 394.00	\$ 176.00	\$ 960.00
			\$ 476.00	\$ 504.00	\$ 231.00	\$ 1,088.00
26D	RP	RQ	\$ 333.00	\$ 362.00	\$ 159.00	\$ 960.00
			\$ 443.00	\$ 472.00	\$ 214.00	\$ 1,088.00

Finish	Oval	Rectangular	PGE	PCY	DMY R/L Single	DMY R/L Pair	ML-F ENTRY
26D	EP	ER	\$ 551.00	\$ 586.00	\$ 271.00	\$ 508.00	\$ 901.00
			\$ 597.00	\$ 609.00	\$ 294.00	\$ 539.00	\$ 935.00

The options listed above are considered standard.
Non-standard options are available upon request.

For more options on **Rosettes and Escutcheon plates** see pages 16-17.
For more options on **Finishes** see pages 20-21.

RE = Rectangular rosettes available for tubular latch application only. Add + \$ 30.00 LIST to the price of the RQ

Upcharges apply for the following special options:

- Extra thick door (> 2")
- Non-standard rosettes (rosettes not listed above)
- Non-standard finishes (finishes not listed above)
- Split finishes

See page 15 for pricing. Exclusions may apply.

H 1018 Serie Otello

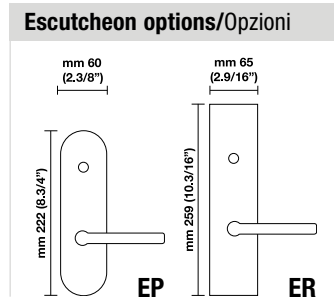
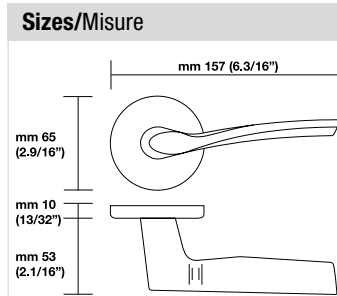
design Marius Schreyer Design
Material: Brass



GROUP II Matching elements

- Pg 142** Mortise lock functions
- Pg 158** Deadbolts
- Pg 164** Privacy Bolts
- Pg 170** Escutcheons with deadbolts
- Pg 174** Multi-Point Trim functions

Window lever available in the same design
Call for pricing



Conversions from metric to U.S. measurements are approximate.

Retail Price

Finish	Round	Square	PGE	PCY	DMY R/L Single	ML-F ENTRY
	RP		\$ 359.00	\$ 380.00	\$ 172.00	\$ 960.00
26/26D*		RQ	\$ 469.00	\$ 490.00	\$ 227.00	\$ 1,088.00

Finish	Oval	Rectangular	PGE	PCY	DMY R/L Single	DMY R/L Pair	ML-F ENTRY
	EP		\$ 551.00	\$ 586.00	\$ 271.00	\$ 508.00	\$ 901.00
26/26D*		ER	\$ 597.00	\$ 609.00	\$ 294.00	\$ 539.00	\$ 935.00

* The base and shank portions are polished, while the length of the grip is satin. The rosette/escutcheon is polished.

The options listed above are considered standard.
Non-standard options are available upon request.

For more options on **Rosettes and Escutcheon plates** see pages 16-17.
For more options on **Finishes** see pages 20-21.

RE = Rectangular rosettes available for tubular latch application only. Add + \$ 30.00 LIST to the price of the RQ

Upcharges apply for the following special options:

- Extra thick door (> 2")
- Non-standard rosettes (rosettes not listed above)
- Non-standard finishes (finishes not listed above)
- Split finishes

See page 15 for pricing. Exclusions may apply.

H 1022 Serie Ernani

design Valli Workshop
Material: Brass

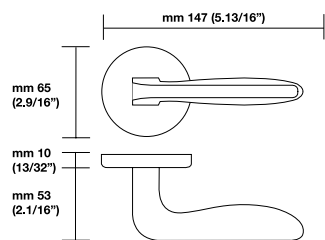
GROUP I Matching elements

- Pg 142** Mortise lock functions
- Pg 158** Deadbolts
- Pg 164** Privacy Bolts
- Pg 170** Escutcheons with deadbolts
- Pg 174** Multi-Point Trim functions

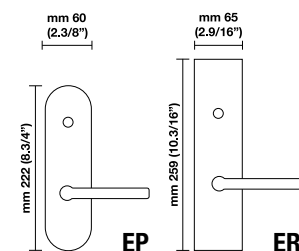
Window lever available in the same design
Call for pricing



Sizes/Misure



Escutcheon options/Opzioni



Conversions from metric to U.S. measurements are approximate.



See page 87
for details

Retail Price

Finish	Round	Square	PGE	PCY	DMY R/L Single	ML-F ENTRY
03/03D*	RP		\$ 359.00	\$ 381.00	\$ 171.00	\$ 889.00
		RQ	\$ 469.00	\$ 491.00	\$ 226.00	\$ 1,018.00
26D/26*	RP		\$ 348.00	\$ 363.00	\$ 163.00	\$ 889.00
		RQ	\$ 458.00	\$ 473.00	\$ 218.00	\$ 1,018.00

Finish	Oval	Rectangular	PGE	PCY	DMY R/L Single	DMY R/L Pair	ML-F ENTRY
26D/26*	EP		\$ 481.00	\$ 504.00	\$ 235.00	\$ 421.00	\$ 832.00
		ER	\$ 527.00	\$ 551.00	\$ 258.00	\$ 468.00	\$ 865.00

* In the 03/03D version, the front and side edge of the lever are satin, while the rest of the lever is polished. The rosette/escutcheon is polished.
In the 26/26D version, the front and side edge of the lever are polished, while the rest of the lever is satin. The rosette/escutcheon is satin.

The options listed above are considered standard.
Non-standard options are available upon request.

For more options on **Rosettes and Escutcheon plates**
see pages 16-17.
For more options on **Finishes** see pages 20-21.

RE = Rectangular rosettes available for tubular latch
application only. Add + \$ 30.00 LIST to the price of the RQ

Upcharges apply for the following special options:

- Extra thick door (> 2")
- Non-standard rosettes (rosettes not listed above)
- Non-standard finishes (finishes not listed above)
- Split finishes

See page 15 for pricing. Exclusions may apply.

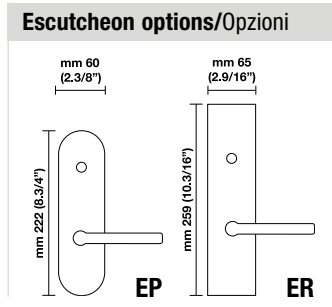
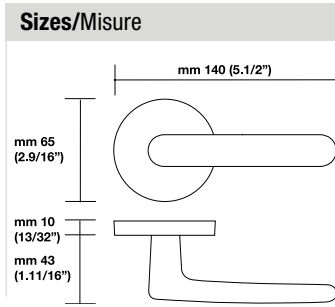
H 1024 Serie Lolita

design Valli Workshop
Material: Brass

GROUP I Matching elements

- Pg 142** Mortise lock functions
- Pg 158** Deadbolts
- Pg 164** Privacy Bolts
- Pg 170** Escutcheons with deadbolts
- Pg 174** Multi-Point Trim functions

Window lever available in the same design
Call for pricing



Conversions from metric to U.S. measurements are approximate.



See page 87
for details

Retail Price

Finish	Round	Square	PGE	PCY	DMY R/L Single	ML-F ENTRY
03	RP	RQ	\$ 261.00	\$ 287.00	\$ 120.00	\$ 889.00
			\$ 371.00	\$ 397.00	\$ 175.00	\$ 1,018.00
26	RP		\$ 255.00	\$ 270.00	\$ 115.00	\$ 889.00
		RQ	\$ 365.00	\$ 380.00	\$ 170.00	\$ 1,018.00
26D	RP		\$ 268.00	\$ 285.00	\$ 124.00	\$ 889.00
		RQ	\$ 378.00	\$ 395.00	\$ 179.00	\$ 1,018.00

Finish	Oval	Rectangular	PGE	PCY	DMY R/L Single	DMY R/L Pair	ML-F ENTRY
26	EP	ER	\$ 481.00	\$ 504.00	\$ 235.00	\$ 421.00	\$ 832.00
			\$ 527.00	\$ 551.00	\$ 258.00	\$ 468.00	\$ 865.00
26D	EP		\$ 481.00	\$ 504.00	\$ 235.00	\$ 421.00	\$ 832.00
		ER	\$ 527.00	\$ 551.00	\$ 258.00	\$ 468.00	\$ 865.00

The options listed above are considered standard.
Non-standard options are available upon request.

For more options on **Rosettes and Escutcheon plates**
see pages 16-17.

For more options on **Finishes** see pages 20-21.

RE = Rectangular rosettes available for tubular latch
application only. Add + \$ 30.00 LIST to the price of the RQ

Upcharges apply for the following special options:

- Extra thick door (> 2")
- Non-standard rosettes (rosettes not listed above)
- Non-standard finishes (finishes not listed above)
- Split finishes

See page 15 for pricing. Exclusions may apply.

H 1026 Serie Dido

design Antonio Bullo
Material: Brass

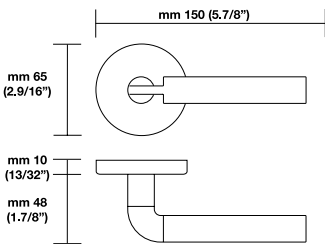
GROUP II Matching elements

- Pg 142** Mortise lock functions
- Pg 158** Deadbolts
- Pg 164** Privacy Bolts
- Pg 170** Escutcheons with deadbolts
- Pg 174** Multi-Point Trim functions

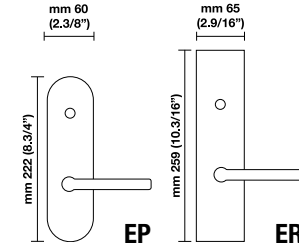
Window lever available in the same design
Call for pricing



Sizes/Misure



Escutcheon options/Opzioni



Conversions from metric to U.S. measurements are approximate.



See page 87
for details

Retail Price

Finish	Round	Square	PGE	PCY	DMY R/L Single	ML-F ENTRY
03D/03*	RP		\$ 346.00	\$ 382.00	\$ 169.00	\$ 960.00
		RQ	\$ 456.00	\$ 492.00	\$ 225.00	\$ 1,088.00
26D/26*	RP		\$ 352.00	\$ 384.00	\$ 169.00	\$ 960.00
		RQ	\$ 462.00	\$ 513.00	\$ 225.00	\$ 1,088.00

Finish	Oval	Rectangular	PGE	PCY	DMY R/L Single	DMY R/L Pair	ML-F ENTRY
	EP		\$ 551.00	\$ 586.00	\$ 271.00	\$ 508.00	\$ 901.00
26D/26*		ER	\$ 597.00	\$ 609.00	\$ 294.00	\$ 539.00	\$ 935.00

* The curved shank portion is polished, while the base and length of the grip are satin. The rosette/escutcheon is satin.

For more options on **Rosettes and Escutcheon plates** see pages 16-17.
For more options on **Finishes** see pages 20-21.

RE = Rectangular rosettes available for tubular latch application only. Add + \$ 30.00 LIST to the price of the RQ

Upcharges apply for the following special options:

- Extra thick door (> 2")
- Non-standard rosettes (rosettes not listed above)
- Non-standard finishes (finishes not listed above)
- Split finishes

See page 15 for pricing. Exclusions may apply.

The options listed above are considered standard.
Non-standard options are available upon request.

H 1027 Serie Dafne

design Studio Carlesi Design
Material: Brass

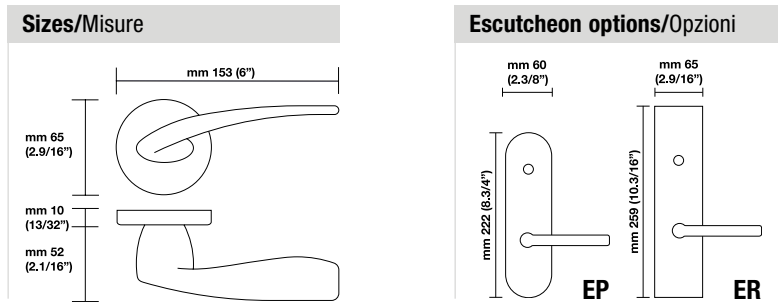
GROUP II Matching elements

- Pg 142 Mortise lock functions
- Pg 158 Deadbolts
- Pg 164 Privacy Bolts
- Pg 170 Escutcheons with deadbolts
- Pg 174 Multi-Point Trim functions

Window lever available in the same design
Call for pricing



European version rosette



Conversions from metric to U.S. measurements are approximate.

Retail Price

Finish	Round	Square	PGE	PCY	DMY R/L Single	ML-F ENTRY
03	RP	RQ	\$ 341.00	\$ 624.00 ¹	\$ 159.00	\$ 960.00
			\$ 451.00	\$ 734.00 ¹	\$ 214.00	\$ 1,088.00
26D	RP	RQ	\$ 349.00	\$ 674.00 ¹	\$ 162.00	\$ 960.00
			\$ 459.00	\$ 784.00 ¹	\$ 217.00	\$ 1,088.00

¹ It does not fit a privacy pin, supplied with 105 Privacy Bolt

Finish	Oval	Rectangular	PGE	PCY	DMY R/L Single	DMY R/L Pair	ML-F ENTRY
	EP		\$ 551.00	\$ 586.00	\$ 271.00	\$ 508.00	\$ 901.00
26D		ER	\$ 597.00	\$ 609.00	\$ 294.00	\$ 539.00	\$ 935.00

The options listed above are considered standard.
Non-standard options are available upon request.

For more options on **Rosettes and Escutcheon plates** see pages 16-17.

For more options on **Finishes** see pages 20-21.

RE = Rectangular rosettes available for tubular latch application only. Add + \$ 30.00 LIST to the price of the RQ

Upcharges apply for the following special options:

- Extra thick door (> 2")
- Non-standard rosettes (rosettes not listed above)
- Non-standard finishes (finishes not listed above)
- Split finishes

See page 15 for pricing. Exclusions may apply.

H 1039 Serie Fedra

design Jean-Baptiste Sibertin Blanc
Material: Brass

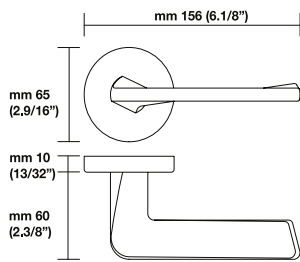
GROUP III Matching elements

- Pg 142** Mortise lock functions
- Pg 158** Deadbolts
- Pg 164** Privacy Bolts
- Pg 170** Escutcheons with deadbolts
- Pg 174** Multi-Point Trim functions

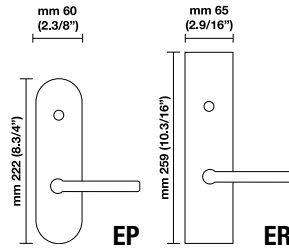
Window lever available in the same design
Call for pricing



Sizes/Misure



Escutcheon options/Opzioni



Conversions from metric to U.S. measurements are approximate.



See page 87
for details

Retail Price

Finish	Round	Square	PGE	PCY	DMY R/L Single	ML-F ENTRY
14	RP	RQ	\$ 350.00	\$ 386.00	\$ 170.00	\$ 1,158.00
			\$ 460.00	\$ 496.00	\$ 225.00	\$ 1,286.00
15	RP	RQ	\$ 350.00	\$ 386.00	\$ 170.00	\$ 1,158.00
			\$ 460.00	\$ 496.00	\$ 225.00	\$ 1,286.00
26/26D*	RP	RQ	\$ 311.00	\$ 344.00	\$ 150.00	\$ 1,158.00
			\$ 421.00	\$ 454.00	\$ 205.00	\$ 1,286.00

Finish	Oval	Rectangular	PGE	PCY	DMY R/L Single	DMY R/L Pair	ML-F ENTRY
	EP		\$ 749.00	\$ 762.00	\$ 375.00	\$ 691.00	\$ 1,111.00
26/26D*		ER	\$ 795.00	\$ 808.00	\$ 398.00	\$ 738.00	\$ 1,135.00

* The front and side edges are polished, while the top and bottom surfaces are satin. The rosette/escutcheon is satin.

The options listed above are considered standard.
Non-standard options are available upon request.

For more options on **Rosettes and Escutcheon plates**
see pages 16-17.
For more options on **Finishes** see pages 20-21.

RE = Rectangular rosettes available for tubular latch
application only. Add + \$ 30.00 LIST to the price of the RQ

Upcharges apply for the following special options:

- Extra thick door (> 2")
- Non-standard rosettes (rosettes not listed above)
- Non-standard finishes (finishes not listed above)
- Split finishes

See page 15 for pricing. Exclusions may apply.

H 1040 Serie Siberia

design Gabriele & Oscar Buratti
Material: Brass

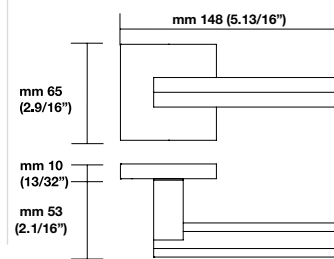
GROUP III Matching elements

- Pg 142** Mortise lock functions
- Pg 158** Deadbolts
- Pg 164** Privacy Bolts
- Pg 170** Escutcheons with deadbolts
- Pg 174** Multi-Point Trim functions

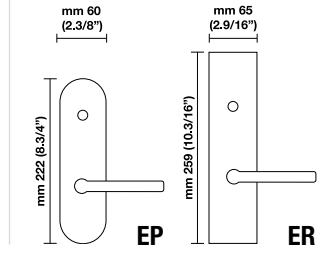
Window lever available in the same design
Call for pricing



Sizes/Misure



Escutcheon options/Opzioni



Conversions from metric to U.S. measurements are approximate.



See page 87
for details

Retail Price

Finish	Round	Square	PGE	PCY	DMY R/L Single	ML-F ENTRY
10S	RP	RQ	\$ 640.00	\$ 663.00	\$ 320.00	\$ 1,158.00
			\$ 754.00	\$ 788.00	\$ 387.00	\$ 1,286.00
15	RP	RQ	\$ 640.00	\$ 663.00	\$ 320.00	\$ 1,158.00
			\$ 754.00	\$ 788.00	\$ 387.00	\$ 1,286.00
26	RP	RQ	\$ 640.00	\$ 663.00	\$ 320.00	\$ 1,158.00
			\$ 754.00	\$ 788.00	\$ 387.00	\$ 1,286.00

Finish	Oval	Rectangular	PGE	PCY	DMY R/L Single	DMY R/L Pair	ML-F ENTRY
26	EP	ER	\$ 749.00	\$ 762.00	\$ 375.00	\$ 691.00	\$ 1,111.00
			\$ 795.00	\$ 808.00	\$ 398.00	\$ 738.00	\$ 1,135.00

The options listed above are considered standard.
Non-standard options are available upon request.

For more options on **Rosettes and Escutcheon plates**
see pages 16-17.

For more options on **Finishes** see pages 20-21.

RE = Rectangular rosettes available for tubular latch
application only. Add + \$ 30.00 LIST to the price of the RQ

Upcharges apply for the following special options:

- Extra thick door (> 2")
- Non-standard rosettes (rosettes not listed above)
- Non-standard finishes (finishes not listed above)
- Split finishes

See page 15 for pricing. Exclusions may apply.

H 1044 U Serie Oberon

design Vincent Van Duysen
Material: Brass

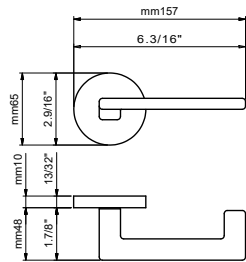
GROUP II Matching elements

- Pg 142** Mortise lock functions
- Pg 158** Deadbolts
- Pg 164** Privacy Bolts
- Pg 170** Escutcheons with deadbolts
- Pg 174** Multi-Point Trim functions

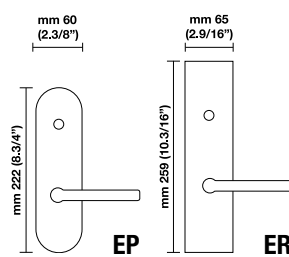
Window lever available in the same design
Call for pricing



Sizes/Misure



Escutcheon options/Opzioni



Conversions from metric to U.S. measurements are approximate.

Retail Price

Finish	Round	Square	PGE	PCY	DMY R/L Single	ML-F ENTRY
14	RP	RQ	\$ 424.00	\$ 441.00	\$ 199.00	\$ 960.00
			\$ 556.00	\$ 573.00	\$ 274.00	\$ 1,088.00
15	RP	RQ	\$ 410.00	\$ 428.00	\$ 194.00	\$ 960.00
			\$ 530.00	\$ 548.00	\$ 267.00	\$ 1,088.00
16	RP	RQ	\$ 410.00	\$ 426.00	\$ 194.00	\$ 960.00
			\$ 530.00	\$ 548.00	\$ 267.00	\$ 1,088.00
26	RP	RQ	\$ 380.00	\$ 388.00	\$ 195.00	\$ 960.00
			\$ 489.00	\$ 499.00	\$ 243.00	\$ 1,088.00
26D	RP	RQ	\$ 398.00	\$ 411.00	\$ 189.00	\$ 960.00
			\$ 532.00	\$ 524.00	\$ 262.00	\$ 1,088.00

Finish	Oval	Rectangular	PGE	PCY	DMY R/L Single	DMY R/L Pair	ML-F ENTRY
26	EP	ER	\$ 551.00	\$ 586.00	\$ 271.00	\$ 508.00	\$ 901.00
			\$ 597.00	\$ 609.00	\$ 294.00	\$ 539.00	\$ 935.00
26D	EP	ER	\$ 551.00	\$ 586.00	\$ 271.00	\$ 508.00	\$ 901.00
			\$ 597.00	\$ 609.00	\$ 294.00	\$ 539.00	\$ 935.00

For more options on **Rosettes and Escutcheon plates** see pages 16-17.

For more options on **Finishes** see pages 20-21.

RE = Rectangular rosettes available for tubular latch application only. Add + \$ 30.00 LIST to the price of the RQ

Upcharges apply for the following special options:

- Extra thick door (> 2")
- Non-standard rosettes (rosettes not listed above)
- Non-standard finishes (finishes not listed above)
- Split finishes

See page 15 for pricing. Exclusions may apply.

The options listed above are considered standard.
Non-standard options are available upon request.

H 1045 Serie **Bess**

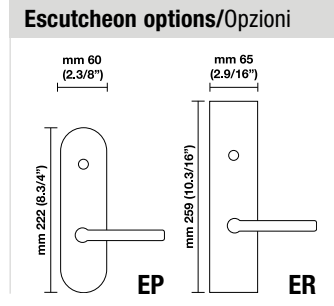
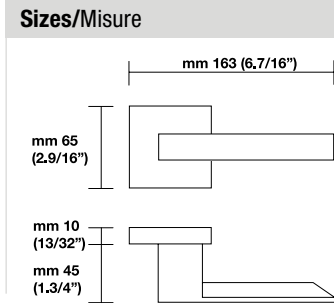
design Yoshimi Kono
Material: Nikrall zamak alloy UNI 3717



GROUP II Matching elements

- Pg 142** Mortise lock functions
- Pg 158** Deadbolts
- Pg 164** Privacy Bolts
- Pg 170** Escutcheons with deadbolts
- Pg 174** Multi-Point Trim functions

Window lever available in the same design
Call for pricing



See page 18
for details



See page 87
for details

Conversions from metric to U.S. measurements are approximate.

Retail Price

Finish	Round	Square	PGE	PCY	DMY R/L Single	ML-F ENTRY
14	RP	RQ	\$ 424.00	\$ 441.00	\$ 199.00	\$ 960.00
			\$ 556.00	\$ 568.00	\$ 274.00	\$ 1,088.00
15	RP	RQ	\$ 410.00	\$ 428.00	\$ 194.00	\$ 960.00
			\$ 530.00	\$ 541.00	\$ 267.00	\$ 1,088.00
17A	RP	RQ	\$ 424.00	\$ 441.00	\$ 199.00	\$ 960.00
			\$ 556.00	\$ 568.00	\$ 274.00	\$ 1,088.00
26	RP	RQ	\$ 380.00	\$ 388.00	\$ 178.00	\$ 960.00
			\$ 489.00	\$ 505.00	\$ 243.00	\$ 1,088.00
26D	RP	RQ	\$ 398.00	\$ 411.00	\$ 189.00	\$ 960.00
			\$ 532.00	\$ 518.00	\$ 262.00	\$ 1,088.00

Finish	Oval	Rectangular	PGE	PCY	DMY R/L Single	DMY R/L Pair	ML-F ENTRY
26	EP	ER	\$ 551.00	\$ 586.00	\$ 271.00	\$ 508.00	\$ 901.00
			\$ 597.00	\$ 609.00	\$ 294.00	\$ 539.00	\$ 935.00
26D	EP	ER	\$ 551.00	\$ 586.00	\$ 271.00	\$ 508.00	\$ 901.00
			\$ 597.00	\$ 609.00	\$ 294.00	\$ 539.00	\$ 935.00

For more options on **Rosettes and Escutcheon plates** see pages 16-17.

For more options on **Finishes** see pages 20-21.

RE = Rectangular rosettes available for tubular latch application only. Add + \$ 30.00 LIST to the price of the RQ

Upcharges apply for the following special options:

- Extra thick door (> 2")
- Non-standard rosettes (rosettes not listed above)
- Non-standard finishes (finishes not listed above)
- Split finishes

See page 15 for pricing. Exclusions may apply.

The options listed above are considered standard.
Non-standard options are available upon request.

H 1046 Serie Nais

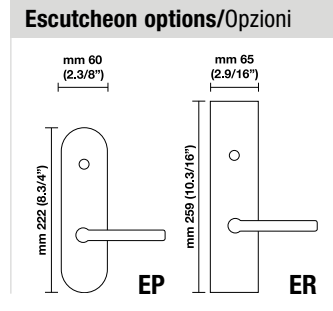
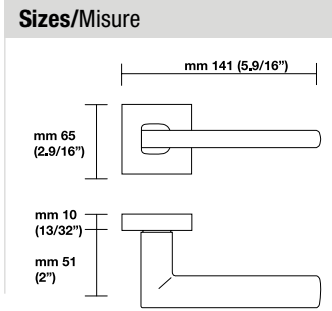
design Valli Workshop
Material: Brass



GROUP II Matching elements

- Pg 142** Mortise lock functions
- Pg 158** Deadbolts
- Pg 164** Privacy Bolts
- Pg 170** Escutcheons with deadbolts
- Pg 174** Multi-Point Trim functions

Window lever available in the same design
Call for pricing



See page 18
for details



See page 87
for details

Conversions from metric to U.S. measurements are approximate.

Retail Price

Finish	Round	Square	PGE	PCY	DMY R/L Single	ML-F ENTRY
14	RP	RQ	\$ 333.00	\$ 353.00	\$ 157.00	\$ 960.00
			\$ 467.00	\$ 479.00	\$ 231.00	\$ 1,088.00
15	RP	RQ	\$ 327.00	\$ 342.00	\$ 152.00	\$ 960.00
			\$ 443.00	\$ 461.00	\$ 225.00	\$ 1,088.00
16	RP	RQ	\$ 307.00	\$ 324.00	\$ 143.00	\$ 960.00
			\$ 428.00	\$ 444.00	\$ 218.00	\$ 1,088.00
26	RP	RQ	\$ 302.00	\$ 312.00	\$ 137.00	\$ 960.00
			\$ 408.00	\$ 424.00	\$ 203.00	\$ 1,088.00
26D	RP	RQ	\$ 307.00	\$ 324.00	\$ 143.00	\$ 960.00
			\$ 428.00	\$ 444.00	\$ 218.00	\$ 1,088.00

Finish	Oval	Rectangular	PGE	PCY	DMY R/L Single	DMY R/L Pair	ML-F ENTRY
26	EP	ER	\$ 551.00	\$ 586.00	\$ 271.00	\$ 508.00	\$ 901.00
			\$ 597.00	\$ 609.00	\$ 294.00	\$ 539.00	\$ 935.00
26D	EP	ER	\$ 551.00	\$ 586.00	\$ 271.00	\$ 508.00	\$ 901.00
			\$ 597.00	\$ 609.00	\$ 294.00	\$ 539.00	\$ 935.00

For more options on **Rosettes and Escutcheon plates** see pages 16-17.

For more options on **Finishes** see pages 20-21.

RE = Rectangular rosettes available for tubular latch application only. Add + \$ 30.00 LIST to the price of the RQ

Upcharges apply for the following special options:

- Extra thick door (> 2")
- Non-standard rosettes (rosettes not listed above)
- Non-standard finishes (finishes not listed above)
- Split finishes

See page 15 for pricing. Exclusions may apply.

The options listed above are considered standard.
Non-standard options are available upon request.

H 1049 Serie Divara

design Valli Workshop
Material: Brass

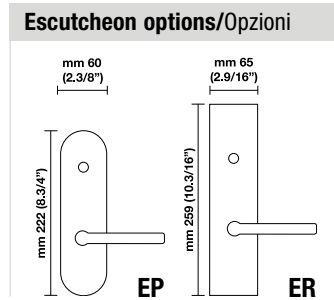
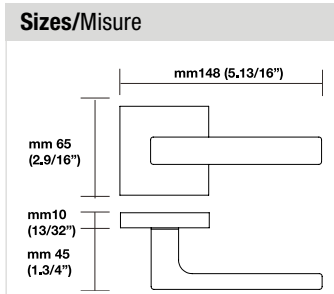
GROUP II Matching elements

- Pg 142** Mortise lock functions
- Pg 158** Deadbolts
- Pg 164** Privacy Bolts
- Pg 170** Escutcheons with deadbolts
- Pg 174** Multi-Point Trim functions

Window lever available in the same design
Call for pricing



European version rosette



See page 18
for details



See page 87
for details

Conversions from metric to U.S. measurements are approximate.

Retail Price

Finish	Round	Square	PGE	PCY	DMY R/L Single	ML-F ENTRY
16	RP	RQ	\$ 347.00	\$ 374.00	\$ 165.00	\$ 960.00
17A	RP	RQ	\$ 402.00	\$ 434.00	\$ 192.00	\$ 960.00
26	RP	RQ	\$ 363.00	\$ 390.00	\$ 174.00	\$ 960.00
26D	RP	RQ	\$ 367.00	\$ 395.00	\$ 175.00	\$ 960.00
			\$ 468.00	\$ 492.00	\$ 237.00	\$ 1,088.00
			\$ 544.00	\$ 571.00	\$ 275.00	\$ 1,088.00
			\$ 477.00	\$ 507.00	\$ 239.00	\$ 1,088.00
			\$ 495.00	\$ 520.00	\$ 251.00	\$ 1,088.00

Finish	Oval	Rectangular	PGE	PCY	DMY R/L Single	DMY R/L Pair	ML-F ENTRY
26	EP	ER	\$ 551.00	\$ 586.00	\$ 271.00	\$ 504.00	\$ 901.00
26D	EP	ER	\$ 551.00	\$ 586.00	\$ 271.00	\$ 504.00	\$ 901.00
			\$ 597.00	\$ 609.00	\$ 294.00	\$ 539.00	\$ 935.00
			\$ 597.00	\$ 609.00	\$ 294.00	\$ 539.00	\$ 935.00

The options listed above are considered standard.
Non-standard options are available upon request.

For more options on **Rosettes and Escutcheon plates**
see pages 16-17.
For more options on **Finishes** see pages 20-21.

RE = Rectangular rosettes available for tubular latch
application only. Add + \$ 30.00 LIST to the price of the RQ

Upcharges apply for the following special options:

- Extra thick door (> 2")
- Non-standard rosettes (rosettes not listed above)
- Non-standard finishes (finishes not listed above)
- Split finishes

See page 15 for pricing. Exclusions may apply.

H 1050 Serie Giasone

design Valli Workshop
Material: Brass

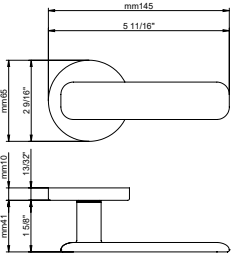
GROUP I Matching elements

- Pg 142** Mortise lock functions
- Pg 158** Deadbolts
- Pg 164** Privacy Bolts
- Pg 170** Escutcheons with deadbolts
- Pg 174** Multi-Point Trim functions

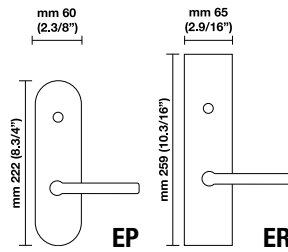
Window lever available in the same design
Call for pricing



Sizes/Misure



Escutcheon options/Opzioni



Conversions from metric to U.S. measurements are approximate.



See page 87
for details

Retail Price

Finish	Round	Square	PGE	PCY	DMY R/L Single	ML-F ENTRY
26	RP		\$ 346.00	\$ 377.00	\$ 174.00	\$ 889.00
		RQ	\$ 464.00	\$ 492.00	\$ 242.00	\$ 1,018.00
26D	RP		\$ 346.00	\$ 377.00	\$ 174.00	\$ 889.00
		RQ	\$ 476.00	\$ 501.00	\$ 255.00	\$ 1,018.00

Finish	Oval	Rectangular	PGE	PCY	DMY R/L Single	DMY R/L Pair	ML-F ENTRY
26	EP		\$ 481.00	\$ 504.00	\$ 235.00	\$ 421.00	\$ 832.00
		ER	\$ 527.00	\$ 551.00	\$ 258.00	\$ 468.00	\$ 865.00
26D	EP		\$ 481.00	\$ 504.00	\$ 235.00	\$ 421.00	\$ 832.00
		ER	\$ 527.00	\$ 551.00	\$ 258.00	\$ 468.00	\$ 865.00

For more options on **Rosettes and Escutcheon plates** see pages 16-17.

For more options on **Finishes** see pages 20-21.

RE = Rectangular rosettes available for tubular latch application only. Add + \$ 30.00 LIST to the price of the RQ

Upcharges apply for the following special options:

- Extra thick door (> 2")
- Non-standard rosettes (rosettes not listed above)
- Non-standard finishes (finishes not listed above)
- Split finishes

See page 15 for pricing. Exclusions may apply.

The options listed above are considered standard.
Non-standard options are available upon request.

H 1052 Serie Supersonic

design Mikhail Leykin
Material: Brass

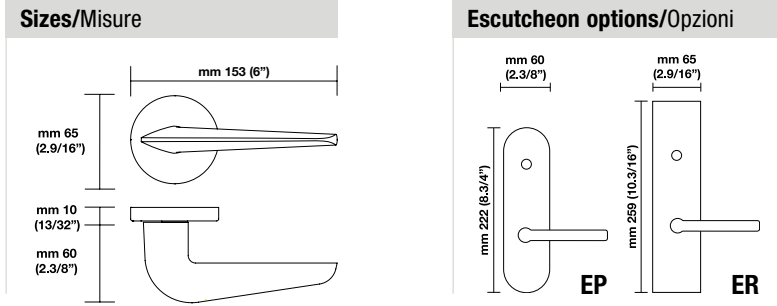


GROUP II Matching elements

- Pg 142** Mortise lock functions
- Pg 158** Deadbolts
- Pg 164** Privacy Bolts
- Pg 170** Escutcheons with deadbolts
- Pg 174** Multi-Point Trim functions

Window lever available in the same design
Call for pricing

European version



Conversions from metric to U.S. measurements are approximate.



See page 87
for details

Retail Price

Finish	Round	Square	PGE	PCY	DMY R/L Single	ML-F ENTRY
06M	RP	RQ	\$ 441.00	\$ 663.00 ¹	\$ 218.00	\$ 960.00
			\$ 551.00	\$ 793.00 ¹	\$ 273.00	\$ 1,088.00
16	RP	RQ	\$ 366.00	\$ 663.00 ¹	\$ 175.00	\$ 960.00
			\$ 476.00	\$ 793.00 ¹	\$ 230.00	\$ 1,088.00
26	RP	RQ	\$ 372.00	\$ 617.00 ¹	\$ 183.00	\$ 960.00
			\$ 482.00	\$ 747.00 ¹	\$ 238.00	\$ 1,088.00
26D	RP	RQ	\$ 389.00	\$ 671.00 ¹	\$ 192.00	\$ 960.00
			\$ 499.00	\$ 791.00 ¹	\$ 247.00	\$ 1,088.00

¹ It does not fit a privacy pin, supplied with 105 Privacy Bolt

Finish	Oval	Rectangular	PGE	PCY	DMY R/L Single	DMY R/L Pair	ML-F ENTRY
26	EP	ER	\$ 551.00	\$ 586.00	\$ 271.00	\$ 504.00	\$ 901.00
			\$ 597.00	\$ 609.00	\$ 294.00	\$ 539.00	\$ 935.00
26D	EP	ER	\$ 551.00	\$ 586.00	\$ 271.00	\$ 504.00	\$ 901.00
			\$ 597.00	\$ 609.00	\$ 294.00	\$ 539.00	\$ 935.00

For more options on **Rosettes and Escutcheon plates** see pages 16-17.

For more options on **Finishes** see pages 20-21.

RE = Rectangular rosettes available for tubular latch application only. Add + \$ 30.00 LIST to the price of the RQ

Upcharges apply for the following special options:

- Extra thick door (> 2")
- Non-standard rosettes (rosettes not listed above)
- Non-standard finishes (finishes not listed above)
- Split finishes

See page 15 for pricing. Exclusions may apply.

The options listed above are considered standard.
Non-standard options are available upon request.

H 1054 Serie W.W.

design Valli Workshop
Material: Brass

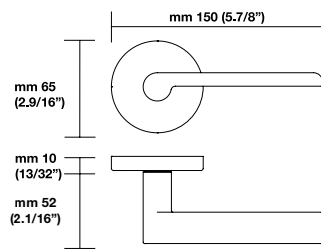


GROUP II Matching elements

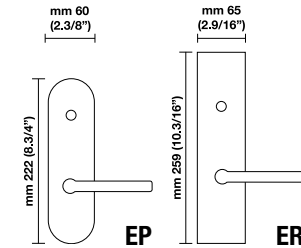
- Pg 142** Mortise lock functions
- Pg 158** Deadbolts
- Pg 164** Privacy Bolts
- Pg 170** Escutcheons with deadbolts
- Pg 174** Multi-Point Trim functions

Window lever available in the same design
Call for pricing

Sizes/Misure



Escutcheon options/Opzioni



See page 18
for details



See page 87
for details

Conversions from metric to U.S. measurements are approximate.

Retail Price

Finish	Round	Square	PGE	PCY	DMY R/L Single	ML-F ENTRY
03M	RP	RQ	\$ 427.00	\$ 451.00	\$ 212.00	\$ 960.00
			\$ 513.00	\$ 546.00	\$ 265.00	\$ 1,088.00
15	RP	RQ	\$ 404.00	\$ 427.00	\$ 200.00	\$ 960.00
			\$ 518.00	\$ 553.00	\$ 274.00	\$ 1,088.00
16	RP	RQ	\$ 369.00	\$ 399.00	\$ 179.00	\$ 960.00
			\$ 482.00	\$ 517.00	\$ 249.00	\$ 1,088.00
26	RP	RQ	\$ 369.00	\$ 399.00	\$ 179.00	\$ 960.00
			\$ 482.00	\$ 517.00	\$ 249.00	\$ 1,088.00

Finish	Oval	Rectangular	PGE	PCY	DMY R/L Single	DMY R/L Pair	ML-F ENTRY
26	EP	ER	\$ 551.00	\$ 586.00	\$ 271.00	\$ 504.00	\$ 901.00
			\$ 597.00	\$ 609.00	\$ 294.00	\$ 539.00	\$ 935.00

For more options on **Rosettes and Escutcheon plates** see pages 16-17.

For more options on **Finishes** see pages 20-21.

RE = Rectangular rosettes available for tubular latch application only. Add + \$ 30.00 LIST to the price of the RQ

Upcharges apply for the following special options:

- Extra thick door (> 2")
- Non-standard rosettes (rosettes not listed above)
- Non-standard finishes (finishes not listed above)
- Split finishes

See page 15 for pricing. Exclusions may apply.

The options listed above are considered standard.
Non-standard options are available upon request.

H 1055 Serie Words

design Franco Poli
Material: Brass + Aluminum

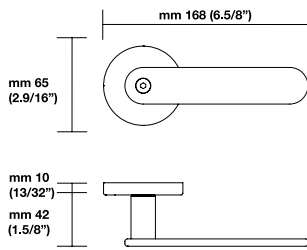


GROUP II Matching elements

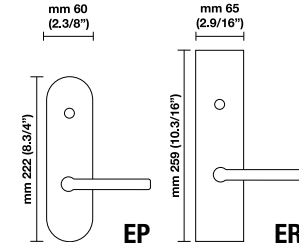
- Pg 142** Mortise lock functions
- Pg 158** Deadbolts
- Pg 164** Privacy Bolts
- Pg 170** Escutcheons with deadbolts
- Pg 174** Multi-Point Trim functions

Window lever available in the same design
Call for pricing

Sizes/Misure



Escutcheon options/Opzioni



Conversions from metric to U.S. measurements are approximate.



See page 87
for details

Retail Price

Finish	Round	Square	PGE	PCY	DMY R/L Single	ML-F ENTRY
■ 26/16*	RP	RQ	\$ 631.00	\$ 650.00	\$ 376.00	\$ 960.00
			\$ 735.00	\$ 779.00	\$ 451.00	\$ 1,088.00
■ 26D/16*	RP	RQ	\$ 631.00	\$ 650.00	\$ 376.00	\$ 960.00
			\$ 735.00	\$ 779.00	\$ 451.00	\$ 1,088.00

Finish	Oval	Rectangular	PGE	PCY	DMY R/L Single	DMY R/L Pair	ML-F ENTRY
■ 26/16*	EP	ER	\$ 551.00	\$ 586.00	\$ 271.00	\$ 504.00	\$ 901.00
			\$ 597.00	\$ 609.00	\$ 294.00	\$ 539.00	\$ 935.00
■ 26D/16*	EP	ER	\$ 551.00	\$ 586.00	\$ 271.00	\$ 504.00	\$ 901.00
			\$ 597.00	\$ 609.00	\$ 294.00	\$ 539.00	\$ 935.00

* The lever has a black insert and a black shank. It can be personalized with engravings for a maximum of 10 letters or numbers. Upcharges will apply. Call customer service for details.

The options listed above are considered standard. Non-standard options are available upon request.

For more options on **Rosettes and Escutcheon plates** see pages 16-17.

For more options on **Finishes** see pages 20-21.

RE = Rectangular rosettes available for tubular latch application only. Add + \$ 30.00 LIST to the price of the RQ

Upcharges apply for the following special options:

- Extra thick door (> 2")
- Non-standard rosettes (rosettes not listed above)
- Non-standard finishes (finishes not listed above)
- Split finishes

See page 15 for pricing. Exclusions may apply.

H 1056 Serie Quadra

design Valli Workshop
Material: Nikrall Zamak alloy UNI 3717

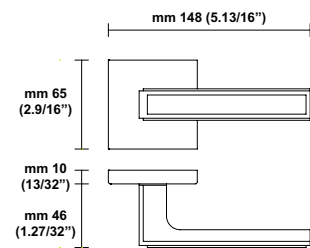
GROUP II Matching elements

- Pg 142** Mortise lock functions
- Pg 158** Deadbolts
- Pg 164** Privacy Bolts
- Pg 170** Escutcheons with deadbolts
- Pg 174** Multi-Point Trim functions

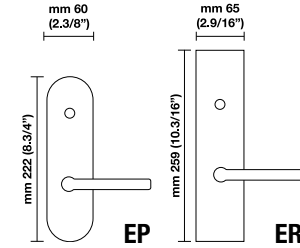
Window lever available in the same design
Call for pricing



Sizes/Misure



Escutcheon options/Opzioni



Conversions from metric to U.S. measurements are approximate.



See page 87
for details

Retail Price

Finish	Round	Square	PGE	PCY	DMY R/L Single	ML-F ENTRY
26	RP	RQ	\$ 373.00	\$ 396.00	\$ 183.00	\$ 960.00
26D	RP	RQ	\$ 460.00	\$ 494.00	\$ 237.00	\$ 1,088.00
			\$ 394.00	\$ 417.00	\$ 215.00	\$ 960.00
			\$ 481.00	\$ 504.00	\$ 247.00	\$ 1,088.00

Finish	Oval	Rectangular	PGE	PCY	DMY R/L Single	DMY R/L Pair	ML-F ENTRY
26	EP	ER	\$ 551.00	\$ 586.00	\$ 271.00	\$ 504.00	\$ 901.00
26D	EP	ER	\$ 597.00	\$ 609.00	\$ 294.00	\$ 539.00	\$ 935.00
			\$ 551.00	\$ 586.00	\$ 271.00	\$ 504.00	\$ 901.00
			\$ 597.00	\$ 609.00	\$ 294.00	\$ 539.00	\$ 935.00

The options listed above are considered standard.
Non-standard options are available upon request.

For more options on **Rosettes and Escutcheon plates**
see pages 16-17.
For more options on **Finishes** see pages 20-21.

RE = Rectangular rosettes available for tubular latch
application only. Add + \$ 30.00 LIST to the price of the RQ

Upcharges apply for the following special options:

- Extra thick door (> 2")
- Non-standard rosettes (rosettes not listed above)
- Non-standard finishes (finishes not listed above)
- Split finishes

 See page 15 for pricing. Exclusions may apply.

H 1057 Serie Retrò

design Valli Workshop
Material: Brass

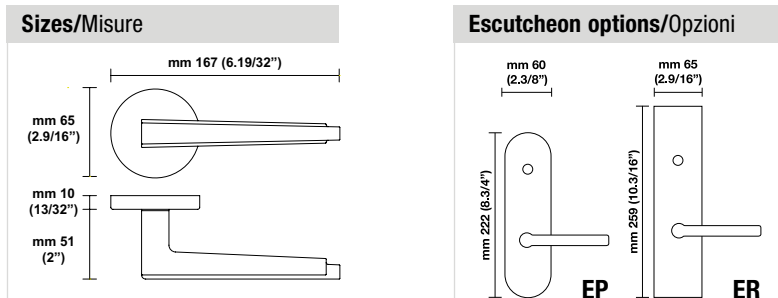
GROUP II Matching elements

- Pg 142** Mortise lock functions
- Pg 158** Deadbolts
- Pg 164** Privacy Bolts
- Pg 170** Escutcheons with deadbolts
- Pg 174** Multi-Point Trim functions

Window lever available in the same design
Call for pricing



European version rosette



Conversions from metric to U.S. measurements are approximate.

Retail Price

Finish	Round	Square	PGE	PCY	DMY R/L Single	ML-F ENTRY
03	RP		\$ 326.00	\$ 347.00	\$ 178.00	\$ 960.00
		RQ	\$ 362.00	\$ 380.00	\$ 240.00	\$ 1,088.00
03M	RP		\$ 367.00	\$ 385.00	\$ 180.00	\$ 960.00
		RQ	\$ 473.00	\$ 508.00	\$ 244.00	\$ 1,088.00
26	RP		\$ 368.00	\$ 386.00	\$ 180.00	\$ 960.00
		RQ	\$ 473.00	\$ 508.00	\$ 244.00	\$ 1,088.00

Finish	Oval	Rectangular	PGE	PCY	DMY R/L Single	DMY R/L Pair	ML-F ENTRY
26	EP		\$ 551.00	\$ 586.00	\$ 271.00	\$ 504.00	\$ 901.00
		ER	\$ 597.00	\$ 609.00	\$ 294.00	\$ 539.00	\$ 935.00

The options listed above are considered standard.
Non-standard options are available upon request.

For more options on **Rosettes and Escutcheon plates** see pages 16-17.
For more options on **Finishes** see pages 20-21.

RE = Rectangular rosettes available for tubular latch application only. Add + \$ 30.00 LIST to the price of the RQ

Upcharges apply for the following special options:

- Extra thick door (> 2")
- Non-standard rosettes (rosettes not listed above)
- Non-standard finishes (finishes not listed above)
- Split finishes

See page 15 for pricing. Exclusions may apply.

H 1060 Serie Alina

design Valli Workshop Skidmore, Owings & Merrill
Material: **Brass**

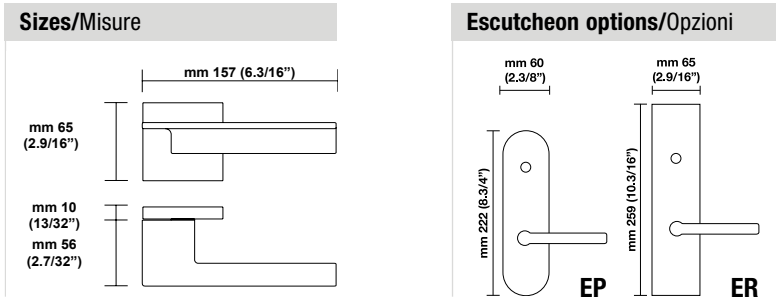
GROUP III Matching elements

- Pg 142** Mortise lock functions
- Pg 158** Deadbolts
- Pg 164** Privacy Bolts
- Pg 170** Escutcheons with deadbolts
- Pg 174** Multi-Point Trim functions

Window lever available in the same design
Call for pricing



European version



Conversions from metric to U.S. measurements are approximate.



See page 87
for details

Retail Price

Finish	Round	Square	PGE	PCY	DMY R/L Single	ML-F ENTRY
16		RQ	\$ 487.00	\$ 496.00	\$ 234.00	\$ 1,286.00
26		RQ	\$ 512.00	\$ 524.00	\$ 245.00	\$ 1,286.00
26D		RQ	\$ 512.00	\$ 524.00	\$ 245.00	\$ 1,286.00

Note: Due to the special design of this lever, the RP/Round rosette is available only on a special request. Call for pricing.

Finish	Oval	Rectangular	PGE	PCY	DMY R/L Single	DMY R/L Pair	ML-F ENTRY
	EP		\$ 749.00	\$ 762.00	\$ 375.00	\$ 691.00	\$ 1,111.00
26		ER	\$ 795.00	\$ 808.00	\$ 398.00	\$ 738.00	\$ 1,135.00
	EP		\$ 749.00	\$ 762.00	\$ 375.00	\$ 691.00	\$ 1,111.00
26D		ER	\$ 795.00	\$ 808.00	\$ 398.00	\$ 738.00	\$ 1,135.00

The options listed above are considered standard.
Non-standard options are available upon request.

For more options on **Rosettes and Escutcheon plates**
see pages 16-17.
For more options on **Finishes** see pages 20-21.

RE = Rectangular rosettes available for tubular latch
application only. Add + \$ 30.00 LIST to the price of the RQ

Upcharges apply for the following special options:

- Extra thick door (> 2")
- Non-standard rosettes (rosettes not listed above)
- Non-standard finishes (finishes not listed above)
- Split finishes

See page 15 for pricing. Exclusions may apply.

H 1061 Serie Cenerentola

design Luciana Di Virgilio e Gianni Veneziano
Material: Brass

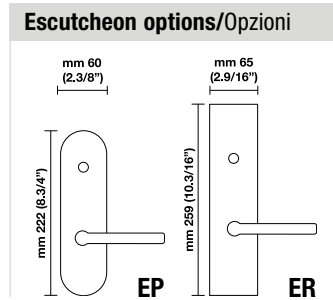
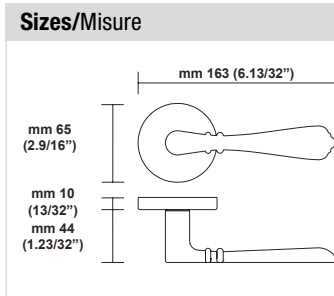
GROUP II Matching elements

- Pg 142** Mortise lock functions
- Pg 158** Deadbolts
- Pg 164** Privacy Bolts
- Pg 170** Escutcheons with deadbolts
- Pg 174** Multi-Point Trim functions

Window lever available in the same design
Call for pricing



European version rosette



Conversions from metric to U.S. measurements are approximate.



See page 87
for details

Retail Price

Finish	Round	Square	PGE	PCY	DMY R/L Single	ML-F ENTRY
03D	RP	RQ	\$ 455.00	\$ 477.00	\$ 226.00	\$ 960.00
			\$ 546.00	\$ 579.00	\$ 282.00	\$ 1,088.00
06M	RP	RQ	\$ 455.00	\$ 477.00	\$ 226.00	\$ 960.00
			\$ 546.00	\$ 579.00	\$ 282.00	\$ 1,088.00
17A	RP	RQ	\$ 483.00	\$ 506.00	\$ 240.00	\$ 960.00
			\$ 552.00	\$ 614.00	\$ 299.00	\$ 1,088.00

The options listed above are considered standard.
Non-standard options are available upon request.

For more options on **Rosettes and Escutcheon plates**
see pages 16-17.
For more options on **Finishes** see pages 20-21.

RE = Rectangular rosettes available for tubular latch
application only. Add + \$ 30.00 LIST to the price of the RQ

Upcharges apply for the following special options:

- Extra thick door (> 2")
- Non-standard rosettes (rosettes not listed above)
- Non-standard finishes (finishes not listed above)
- Split finishes

See page 15 for pricing. Exclusions may apply.

H 1062 Serie Carmen

design Valli Workshop
Material: Brass

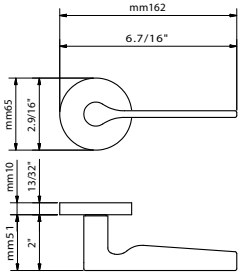
GROUP II Matching elements

- Pg 142** Mortise lock functions
- Pg 158** Deadbolts
- Pg 164** Privacy Bolts
- Pg 170** Escutcheons with deadbolts
- Pg 174** Multi-Point Trim functions

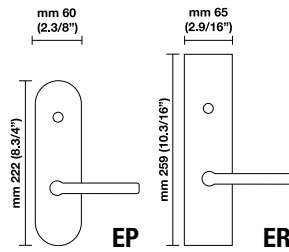
Window lever available in the same design
Call for pricing



Sizes/Misure



Escutcheon options/Opzioni



Conversions from metric to U.S. measurements are approximate.



See page 87
for details

Retail Price

Finish	Round	Square	PGE	PCY	DMY R/L Single	ML-F ENTRY
15	RP	RQ	\$ 350.00	\$ 386.00	\$ 170.00	\$ 960.00
			\$ 460.00	\$ 496.00	\$ 225.00	\$ 1,088.00
16	RP	RQ	\$ 330.00	\$ 364.00	\$ 160.00	\$ 960.00
			\$ 440.00	\$ 474.00	\$ 200.00	\$ 1,088.00
26D	RP	RQ	\$ 350.00	\$ 386.00	\$ 170.00	\$ 960.00
			\$ 460.00	\$ 496.00	\$ 225.00	\$ 1,088.00
56	RP	RQ	\$ 350.00	\$ 386.00	\$ 170.00	\$ 960.00
			\$ 460.00	\$ 496.00	\$ 225.00	\$ 1,088.00

Finish	Oval	Rectangular	PGE	PCY	DMY R/L Single	DMY R/L Pair	ML-F ENTRY
26D	EP	ER	\$ 551.00	\$ 586.00	\$ 271.00	\$ 504.00	\$ 901.00
			\$ 597.00	\$ 609.00	\$ 294.00	\$ 539.00	\$ 935.00

For more options on **Rosettes and Escutcheon plates** see pages 16-17.
For more options on **Finishes** see pages 20-21.

RE = Rectangular rosettes available for tubular latch application only. Add + \$ 30.00 LIST to the price of the RQ

Upcharges apply for the following special options:
 • Extra thick door (> 2")
 • Non-standard rosettes (rosettes not listed above)
 • Non-standard finishes (finishes not listed above)
 • Split finishes
 See page 15 for pricing. Exclusions may apply.

The options listed above are considered standard.
Non-standard options are available upon request.

H 1066 Serie Zeus

design Bertone Design
Material: Brass

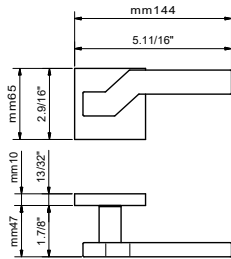
GROUP II Matching elements

- Pg 142** Mortise lock functions
- Pg 158** Deadbolts
- Pg 164** Privacy Bolts
- Pg 170** Escutcheons with deadbolts
- Pg 174** Multi-Point Trim functions

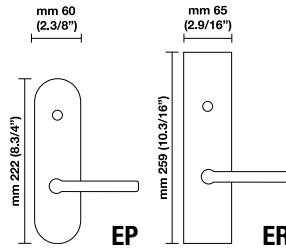
Window lever available in the same design
Call for pricing



Sizes/Misure



Escutcheon options/Opzioni



Conversions from metric to U.S. measurements are approximate.



See page 87
for details

Retail Price

Finish	Round	Square	PGE	PCY	DMY R/L Single	ML-F ENTRY
03M	RP	RQ	\$ 455.00	\$ 477.00	\$ 226.00	\$ 960.00
			\$ 546.00	\$ 579.00	\$ 282.00	\$ 1,088.00
15	RP	RQ	\$ 483.00	\$ 506.00	\$ 240.00	\$ 960.00
			\$ 552.00	\$ 614.00	\$ 299.00	\$ 1,088.00
26	RP	RQ	\$ 455.00	\$ 477.00	\$ 226.00	\$ 960.00
			\$ 546.00	\$ 579.00	\$ 282.00	\$ 1,088.00

Finish	Oval	Rectangular	PGE	PCY	DMY R/L Single	DMY R/L Pair	ML-F ENTRY
26	EP	ER	\$ 551.00	\$ 586.00	\$ 271.00	\$ 508.00	\$ 901.00
			\$ 597.00	\$ 609.00	\$ 294.00	\$ 539.00	\$ 935.00

For more options on **Rosettes and Escutcheon plates** see pages 16-17.

For more options on **Finishes** see pages 20-21.

RE = Rectangular rosettes available for tubular latch application only. Add + \$ 30.00 LIST to the price of the RQ

Upcharges apply for the following special options:

- Extra thick door (> 2")
- Non-standard rosettes (rosettes not listed above)
- Non-standard finishes (finishes not listed above)
- Split finishes

See page 15 for pricing. Exclusions may apply.

The options listed above are considered standard.
Non-standard options are available upon request.

H 1067 Serie Rose

design Valli Workshop
Material: **Pure copper**

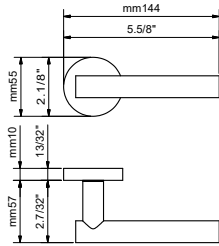
GROUP III Matching elements

- Pg 142** Mortise lock functions
- Pg 158** Deadbolts
- Pg 164** Privacy Bolts
- Pg 170** Escutcheons with deadbolts
- Pg 174** Multi-Point Trim functions

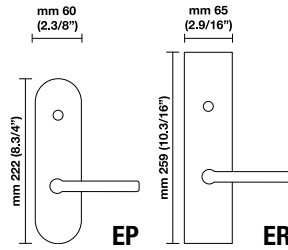
Window lever available in the same design
Call for pricing



Sizes/Misure



Escutcheon options/Opzioni



Conversions from metric to U.S. measurements are approximate.

Retail Price

Finish	Round	Square	PGE	PCY	DMY R/L Single	ML-F ENTRY
R1*	RS55		\$ 552.00	\$ 554.00	\$ 554.00	\$ 1,158.00
R2*	RS55		\$ 513.00	\$ 536.00	\$ 266.00	\$ 1,158.00

* The pure copper finishes R1 and R2 are living finishes. Over time they will age or darken depending on usage.

Note: The 55 mm rosette (2.1/8") is not suitable for pre-drilled doors with 2.1/8" bore. For alternative options, contact the customer service.
Due to technical limitations with pure copper material, the version with square rosette cannot be manufactured.

The options listed above are considered standard.
Non-standard options are available upon request.

For more options on **Rosettes and Escutcheon plates** see pages 16-17.

For more options on **Finishes** see pages 20-21.

Upcharges apply for the following special options:

- Extra thick door (> 2")
 - Non-standard rosettes (rosettes not listed above)
 - Non-standard finishes (finishes not listed above)
 - Split finishes
- See page 15 for pricing. Exclusions may apply.

H 1068 Serie Moon

design Pembroke & Ives
Material: Brass

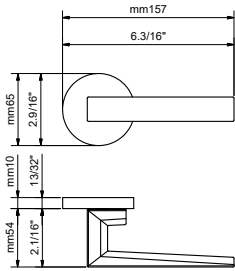
GROUP III Matching elements

- Pg 142** Mortise lock functions
- Pg 158** Deadbolts
- Pg 164** Privacy Bolts
- Pg 170** Escutcheons with deadbolts
- Pg 174** Multi-Point Trim functions

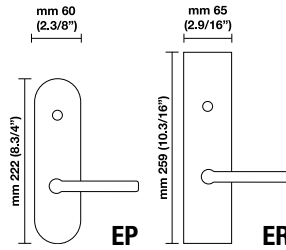
Window lever available in the same design
Call for pricing



Sizes/Misure



Escutcheon options/Opzioni



Conversions from metric to U.S. measurements are approximate.



See page 87
for details

Retail Price

Finish	Round	Square	PGE	PCY	DMY R/L Single	ML-F ENTRY
03/03D*	RP	RQ	\$ 530.00	\$ 554.00	\$ 269.00	\$ 1,158.00
15	RP	RQ	\$ 734.00	\$ 758.00	\$ 373.00	\$ 1,286.00
16	RP	RQ	\$ 513.00	\$ 536.00	\$ 266.00	\$ 1,158.00
17A	RP	RQ	\$ 618.00	\$ 653.00	\$ 327.00	\$ 1,286.00
26/26D*	RP	RQ	\$ 530.00	\$ 554.00	\$ 269.00	\$ 1,158.00
			\$ 734.00	\$ 758.00	\$ 373.00	\$ 1,286.00

Finish	Oval	Rectangular	PGE	PCY	DMY R/L Single	DMY R/L Pair	ML-F ENTRY
26/26D*	EP	ER	\$ 749.00	\$ 762.00	\$ 375.00	\$ 691.00	\$ 1,111.00
			\$ 795.00	\$ 808.00	\$ 398.00	\$ 738.00	\$ 1,135.00

* The lever is satin on its front and side edge, while the rest is polished. The rosette/escutcheon is polished.

For more options on **Rosettes and Escutcheon plates** see pages 16-17.

For more options on **Finishes** see pages 20-21.

RE = Rectangular rosettes available for tubular latch application only. Add + \$ 30.00 LIST to the price of the RQ

Upcharges apply for the following special options:

- Extra thick door (> 2")
- Non-standard rosettes (rosettes not listed above)
- Non-standard finishes (finishes not listed above)
- Split finishes

See page 15 for pricing. Exclusions may apply.

The options listed above are considered standard. Non-standard options are available upon request.

H 1748 Serie Estrella

design Valli Workshop
Material: Brass

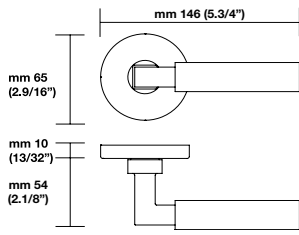
GROUP III Matching elements

- Pg 142** Mortise lock functions
- Pg 158** Deadbolts
- Pg 164** Privacy Bolts
- Pg 170** Escutcheons with deadbolts
- Pg 174** Multi-Point Trim functions

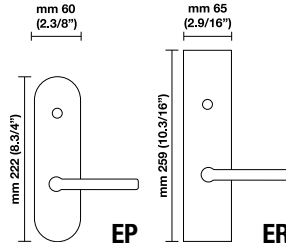
Window lever available in the same design
Call for pricing



Sizes/Misure



Escutcheon options/Opzioni



See page 18
for details



See page 87
for details

Conversions from metric to U.S. measurements are approximate.

Retail Price

Finish	Round	Square	PGE	PCY	DMY R/L Single	ML-F ENTRY
06B	RP	RQ	\$ 552.00	\$ 554.00	\$ 269.00	\$ 1,158.00
			\$ 734.00	\$ 758.00	\$ 373.00	\$ 1,286.00
14	RP	RQ	\$ 552.00	\$ 554.00	\$ 269.00	\$ 1,158.00
			\$ 734.00	\$ 758.00	\$ 373.00	\$ 1,286.00
15	RP	RQ	\$ 513.00	\$ 536.00	\$ 266.00	\$ 1,158.00
			\$ 618.00	\$ 653.00	\$ 327.00	\$ 1,286.00
26	RP	RQ	\$ 552.00	\$ 554.00	\$ 269.00	\$ 1,158.00
			\$ 734.00	\$ 758.00	\$ 373.00	\$ 1,286.00
26D	RP	RQ	\$ 513.00	\$ 536.00	\$ 266.00	\$ 1,158.00
			\$ 618.00	\$ 653.00	\$ 327.00	\$ 1,286.00

Finish	Oval	Rectangular	PGE	PCY	DMY R/L Single	DMY R/L Pair	ML-F ENTRY
26	EP	ER	\$ 749.00	\$ 762.00	\$ 375.00	\$ 691.00	\$ 1,111.00
			\$ 795.00	\$ 808.00	\$ 398.00	\$ 738.00	\$ 1,135.00
26D	EP	ER	\$ 749.00	\$ 762.00	\$ 375.00	\$ 691.00	\$ 1,111.00
			\$ 795.00	\$ 808.00	\$ 398.00	\$ 738.00	\$ 1,135.00

For more options on **Rosettes and Escutcheon plates** see pages 16-17.

For more options on **Finishes** see pages 20-21.

RE = Rectangular rosettes available for tubular latch application only. Add + \$ 30.00 LIST to the price of the RQ

Upcharges apply for the following special options:

- Extra thick door (> 2")
- Non-standard rosettes (rosettes not listed above)
- Non-standard finishes (finishes not listed above)
- Split finishes

See page 15 for pricing. Exclusions may apply.

The options listed above are considered standard.
Non-standard options are available upon request.

H 4730 Serie White

design Valli Workshop
Material: **Nikrall Zamak alloy UNI 3717**

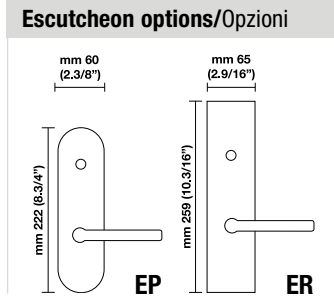
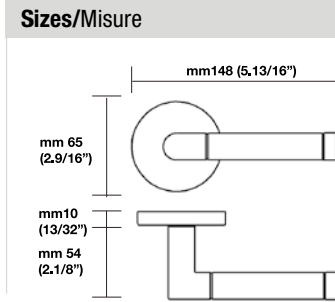


European version rosette

GROUP I Matching elements

- Pg 142** Mortise lock functions
- Pg 158** Deadbolts
- Pg 164** Privacy Bolts
- Pg 170** Escutcheons with deadbolts
- Pg 174** Multi-Point Trim functions

Window lever available in the same design
Call for pricing



Conversions from metric to U.S. measurements are approximate.



See page 87
for details

Retail Price

Finish	Round	Square	PGE	PCY	DMY R/L Single	ML-F ENTRY
	RP		\$ 315.00	\$ 329.00	\$ 147.00	\$ 889.00
26/32D*		RQ	\$ 425.00	\$ 439.00	\$ 202.00	\$ 1,018.00

Finish	Oval	Rectangular	PGE	PCY	DMY R/L Single	DMY R/L Pair	ML-F ENTRY
	EP		\$ 481.00	\$ 504.00	\$ 235.00	\$ 421.00	\$ 832.00
26/32D*		ER	\$ 527.00	\$ 551.00	\$ 258.00	\$ 468.00	\$ 865.00

* The shank and the end cap portions are polished while the grip is satin and made of stainless steel. The rosette/escutcheon is polished.

For more options on **Rosettes and Escutcheon plates** see pages 16-17.

For more options on **Finishes** see pages 20-21.

RE = Rectangular rosettes available for tubular latch application only. Add + \$ 30.00 LIST to the price of the RQ

Upcharges apply for the following special options:

- Extra thick door (> 2")
- Non-standard rosettes (rosettes not listed above)
- Non-standard finishes (finishes not listed above)
- Split finishes

See page 15 for pricing. Exclusions may apply.

The options listed above are considered standard. Non-standard options are available upon request.

H 4742 Serie Coral

design Valli Workshop

Material: Nikrall Zamak alloy UNI 3717+Stainless steel AISI 304

GROUP I

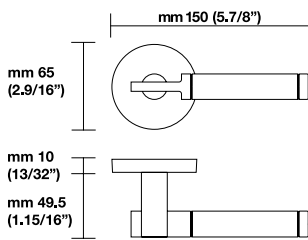
Matching elements

- Pg 142** Mortise lock functions
- Pg 158** Deadbolts
- Pg 164** Privacy Bolts
- Pg 170** Escutcheons with deadbolts
- Pg 174** Multi-Point Trim functions

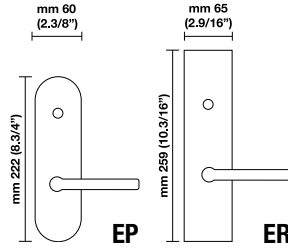
Window lever available in the same design
Call for pricing



Sizes/Misure



Escutcheon options/Opzioni



Conversions from metric to U.S. measurements are approximate.



See page 87
for details

Retail Price

Finish	Round	Square	PGE	PCY	DMY R/L Single	ML-F ENTRY
	RP		\$ 315.00	\$ 329.00	\$ 125.00	\$ 889.00
■ 26/32D*		RQ	\$ 425.00	\$ 439.00	\$ 202.00	\$ 983.00

Finish	Oval	Rectangular	PGE	PCY	DMY R/L Single	DMY R/L Pair	ML-F ENTRY
	EP		\$ 481.00	\$ 504.00	\$ 235.00	\$ 421.00	\$ 832.00
■ 26/32D*		ER	\$ 527.00	\$ 551.00	\$ 258.00	\$ 468.00	\$ 865.00

* The base, the shank, and the end cap portions are polished while the grip is satin and made of stainless steel. The rosette/escutcheon is polished.

For more options on **Rosettes and Escutcheon plates** see pages 16-17.

For more options on **Finishes** see pages 20-21.

RE = Rectangular rosettes available for tubular latch application only. Add + \$ 30.00 LIST to the price of the RQ

Upcharges apply for the following special options:

- Extra thick door (> 2")
- Non-standard rosettes (rosettes not listed above)
- Non-standard finishes (finishes not listed above)
- Split finishes

See page 15 for pricing. Exclusions may apply.

The options listed above are considered standard. Non-standard options are available upon request.



Affordable Luxury Door Levers



H 163 Serie Sarissa

design Valli Workshop
Material: Brass

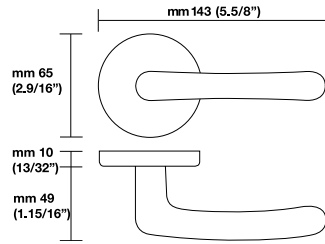
GROUP IV Matching elements

- Pg 142** Mortise lock functions
- Pg 158** Deadbolts
- Pg 164** Privacy Bolts
- Pg 170** Escutcheons with deadbolts
- Pg 174** Multi-Point Trim functions

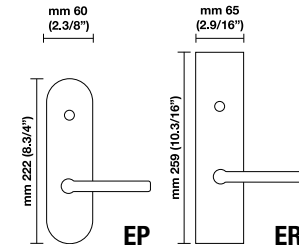
Window lever available in the same design
Call for pricing



Sizes/Misure



Escutcheon options/Opzioni



Conversions from metric to U.S. measurements are approximate.



See page 87
for details

Retail Price

Finish	Round	Square	PGE	PCY	DMY R/L Single	ML-F ENTRY
26	RP		\$ 206.00	\$ 209.00	\$ 104.00	\$ 855.00
		RQ	\$ 297.00	\$ 299.00	\$ 159.00	\$ 983.00
26D	RP		\$ 206.00	\$ 209.00	\$ 104.00	\$ 855.00
		RQ	\$ 297.00	\$ 299.00	\$ 159.00	\$ 983.00

Finish	Oval	Rectangular	PGE	PCY	DMY R/L Single	DMY R/L Pair	ML-F ENTRY
26	EP		\$ 445.00	\$ 457.00	\$ 235.00	\$ 398.00	\$ 795.00
		ER	\$ 516.00	\$ 527.00	\$ 247.00	\$ 445.00	\$ 832.00
26D	EP		\$ 445.00	\$ 457.00	\$ 235.00	\$ 398.00	\$ 795.00
		ER	\$ 516.00	\$ 527.00	\$ 247.00	\$ 445.00	\$ 832.00

The options listed above are considered standard.
Non-standard options are available upon request.

For more options on **Rosettes and Escutcheon plates**
see pages 16-17.

For more options on **Finishes** see pages 20-21.

RE = Rectangular rosettes available for tubular latch
application only. Add + \$ 30.00 LIST to the price of the RQ

Upcharges apply for the following special options:

- Extra thick door (> 2")
- Non-standard rosettes (rosettes not listed above)
- Non-standard finishes (finishes not listed above)
- Split finishes

See page 15 for pricing. Exclusions may apply.

H 192 Serie Prunus

design Valli Workshop
Material: Brass

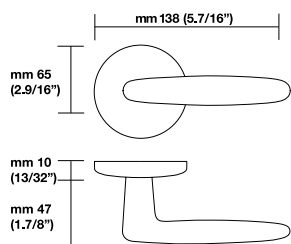


GROUP IV Matching elements

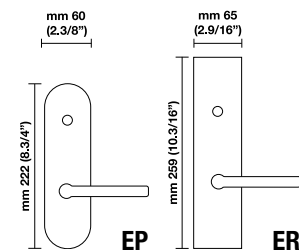
- Pg 142** Mortise lock functions
- Pg 158** Deadbolts
- Pg 164** Privacy Bolts
- Pg 170** Escutcheons with deadbolts
- Pg 174** Multi-Point Trim functions

Window lever available in the same design
Call for pricing

Sizes/Misure



Escutcheon options/Opzioni





Conversions from metric to U.S. measurements are approximate.



See page 87
for details

Retail Price

Finish	Round	Square	PGE	PCY	DMY R/L Single	ML-F ENTRY
						
	RP		\$ 206.00	\$ 209.00	\$ 104.00	\$ 855.00
15		RQ	\$ 297.00	\$ 299.00	\$ 159.00	\$ 983.00

The options listed above are considered standard.
Non-standard options are available upon request.

For more options on **Rosettes and Escutcheon plates**
see pages 16-17.
For more options on **Finishes** see pages 20-21.

RE = Rectangular rosettes available for tubular latch
application only. Add + \$ 30.00 LIST to the price of the RQ

Upcharges apply for the following special options:

- Extra thick door (> 2")
- Non-standard rosettes (rosettes not listed above)
- Non-standard finishes (finishes not listed above)
- Split finishes

See page 15 for pricing. Exclusions may apply.

H 414 Serie Amber

design Valli Workshop
Material: **Stainless steel AISI 304**

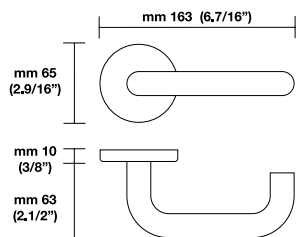


GROUP INOX Matching elements

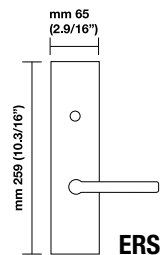
- Pg 142** Mortise lock functions
- Pg 158** Deadbolts
- Pg 164** Privacy Bolts
- Pg 170** Escutcheons with deadbolts
- Pg 174** Multi-Point Trim functions

Window lever available in the same design
Call for pricing

Sizes/Misure



Escutcheon options/Opzioni



Conversions from metric to U.S. measurements are approximate.

Retail Price

Finish	Round	Square	PGE	PCY	DMY R/L Single	ML-F ENTRY
	RPS		\$ 181.00	\$ 198.00	\$ 94.00	\$ 1,088.00
32D		RQS	\$ 281.00	\$ 299.00	\$ 149.00	\$ 1,111.00

Finish	Oval	Rectangular	PGE	PCY	DMY R/L Single	DMY R/L Pair	ML-F ENTRY
32D		ERS	\$ 539.00	\$ 574.00	\$ 271.00	\$ 481.00	\$ 925.00

The options listed above are considered standard.
Non-standard options are available upon request.

For more options on **Rosettes and Escutcheon plates**
see pages 16-17.
For more options on **Finishes** see pages 20-21.

Upcharges apply for the following special options:

- Extra thick door (> 2")
 - Non-standard rosettes (rosettes not listed above)
 - Non-standard finishes (finishes not listed above)
 - Split finishes
- See page 15 for pricing. Exclusions may apply.

H 415 Serie Scarlet

design Valli Workshop
Material: **Stainless steel AISI 304**

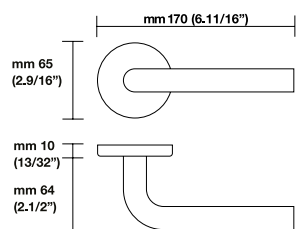
GROUP INOX Matching elements

- Pg 142** Mortise lock functions
- Pg 158** Deadbolts
- Pg 164** Privacy Bolts
- Pg 170** Escutcheons with deadbolts
- Pg 174** Multi-Point Trim functions

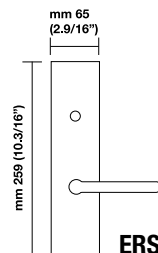
Window lever available in the same design
Call for pricing



Sizes/Misure



Escutcheon options/Opzioni



Conversions from metric to U.S. measurements are approximate.

Retail Price

Finish	Round	Square	PGE	PCY	DMY R/L Single	ML-F ENTRY
	RPS		\$ 181.00	\$ 198.00	\$ 94.00	\$ 1,088.00
32D		RQS	\$ 281.00	\$ 299.00	\$ 149.00	\$ 1,111.00

Finish	Oval	Rectangular	PGE	PCY	DMY R/L Single	DMY R/L Pair	ML-F ENTRY
		ERS	\$ 539.00	\$ 574.00	\$ 271.00	\$ 481.00	\$ 925.00

The options listed above are considered standard.
Non-standard options are available upon request.

For more options on **Rosettes and Escutcheon plates**
see pages 16-17.
For more options on **Finishes** see pages 20-21.

Upcharges apply for the following special options:

- Extra thick door (> 2")
- Non-standard rosettes (rosettes not listed above)
- Non-standard finishes (finishes not listed above)
- Split finishes

See page 15 for pricing. Exclusions may apply.

H 416 Serie Garnet

design Valli Workshop
Material: **Stainless steel AISI 304**



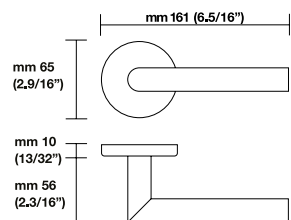
GROUP INOX Matching elements

- Pg 142** Mortise lock functions
- Pg 158** Deadbolts
- Pg 164** Privacy Bolts
- Pg 170** Escutcheons with deadbolts
- Pg 174** Multi-Point Trim functions

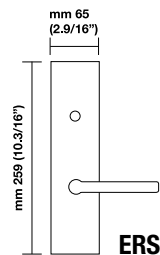
Window lever available in the same design
Call for pricing

European version rosette

Sizes/Misure



Escutcheon options/Opzioni



Conversions from metric to U.S. measurements are approximate.



See page 18
for details

Retail Price

Finish	Round	Square	PGE	PCY	DMY R/L Single	ML-F ENTRY
	RPS		\$ 181.00	\$ 198.00	\$ 94.00	\$ 1,088.00
32D		RQS	\$ 281.00	\$ 299.00	\$ 149.00	\$ 1,111.00

Finish	Oval	Rectangular	PGE	PCY	DMY R/L Single	DMY R/L Pair	ML-F ENTRY
		ERS	\$ 539.00	\$ 574.00	\$ 271.00	\$ 481.00	\$ 925.00
32D							

The options listed above are considered standard.
Non-standard options are available upon request.

For more options on **Rosettes and Escutcheon plates**
see pages 16-17.

For more options on **Finishes** see pages 20-21.

Upcharges apply for the following special options:

- Extra thick door (> 2")
- Non-standard rosettes (rosettes not listed above)
- Non-standard finishes (finishes not listed above)
- Split finishes

See page 15 for pricing. Exclusions may apply.

H 419 Serie Bordeaux

design Valli Workshop
Material: **Stainless steel AISI 304**

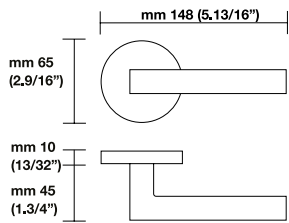
GROUP INOX Matching elements

- Pg 142** Mortise lock functions
- Pg 158** Deadbolts
- Pg 164** Privacy Bolts
- Pg 170** Escutcheons with deadbolts
- Pg 174** Multi-Point Trim functions

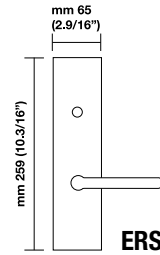
Window lever available in the same design
Call for pricing



Sizes/Misure



Escutcheon options/Opzioni



Conversions from metric to U.S. measurements are approximate.

Retail Price

Finish	Round	Square	PGE	PCY	DMY R/L Single	ML-F ENTRY
	RPS		\$ 206.00	\$ 209.00	\$ 104.00	\$ 1,088.00
32D		RQS	\$ 281.00	\$ 299.00	\$ 162.00	\$ 1,111.00

Finish	Oval	Rectangular	PGE	PCY	DMY R/L Single	DMY R/L Pair	ML-F ENTRY
		ERS	\$ 539.00	\$ 574.00	\$ 271.00	\$ 481.00	\$ 925.00

The options listed above are considered standard.
Non-standard options are available upon request.

For more options on **Rosettes and Escutcheon plates** see pages 16-17.
For more options on **Finishes** see pages 20-21.

Upcharges apply for the following special options:

- Extra thick door (> 2")
 - Non-standard rosettes (rosettes not listed above)
 - Non-standard finishes (finishes not listed above)
 - Split finishes
- See page 15 for pricing. Exclusions may apply.

H 1004 Serie Antares

design Valli Workshop
Material: Brass

GROUP IV Matching elements

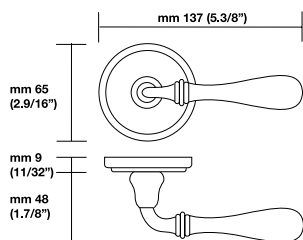
- Pg 142** Mortise lock functions
- Pg 158** Deadbolts
- Pg 164** Privacy Bolts
- Pg 170** Escutcheons with deadbolts
- Pg 174** Multi-Point Trim functions

Window lever available in the same design
Call for pricing

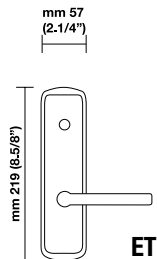


European version rosette

Sizes/Misure



Escutcheon options/Opzioni



Conversions from metric to U.S. measurements are approximate.

Retail Price

Finish	Round	Square	PGE	PCY	DMY R/L Single	ML-F ENTRY
03D	RT	RQ	\$ 206.00	\$ 209.00	\$ 104.00	\$ 855.00
			\$ 297.00	\$ 299.00	\$ 159.00	\$ 983.00
06B	RT	RQ	\$ 206.00	\$ 209.00	\$ 104.00	\$ 855.00
			\$ 367.00	\$ 299.00	\$ 159.00	\$ 983.00

The options listed above are considered standard.
Non-standard options are available upon request.

For more options on **Rosettes and Escutcheon plates** see pages 16-17.

For more options on **Finishes** see pages 20-21.

RE = Rectangular rosettes available for tubular latch application only. Add + \$ 30.00 LIST to the price of the RQ

Upcharges apply for the following special options:

- Extra thick door (> 2")
- Non-standard rosettes (rosettes not listed above)
- Non-standard finishes (finishes not listed above)
- Split finishes

See page 15 for pricing. Exclusions may apply.

H 1037 Serie Teseo

design Valli Workshop
Material: Brass

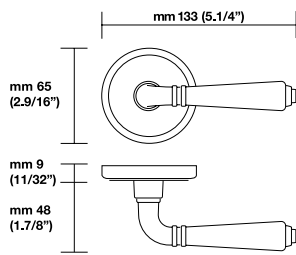
GROUP IV Matching elements

- Pg 142** Mortise lock functions
- Pg 158** Deadbolts
- Pg 164** Privacy Bolts
- Pg 170** Escutcheons with deadbolts
- Pg 174** Multi-Point Trim functions

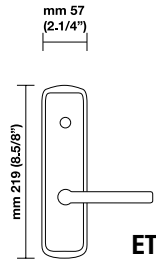
Window lever available in the same design
Call for pricing



Sizes/Misure



Escutcheon options/Opzioni



Conversions from metric to U.S. measurements are approximate.

Retail Price

Finish	Round	Square	PGE	PCY	DMY R/L Single	ML-F ENTRY
03	RT	RQ	\$ 206.00	\$ 209.00	\$ 104.00	\$ 855.00
			\$ 297.00	\$ 299.00	\$ 159.00	\$ 983.00
14	RT	RQ	\$ 206.00	\$ 209.00	\$ 104.00	\$ 855.00
			\$ 297.00	\$ 299.00	\$ 159.00	\$ 983.00
15	RT	RQ	\$ 206.00	\$ 209.00	\$ 104.00	\$ 855.00
			\$ 297.00	\$ 299.00	\$ 159.00	\$ 983.00

The options listed above are considered standard.
Non-standard options are available upon request.

For more options on **Rosettes and Escutcheon plates**
see pages 16-17.
For more options on **Finishes** see pages 20-21.

RE = Rectangular rosettes available for tubular latch
application only. Add + \$ 30.00 LIST to the price of the RQ

Upcharges apply for the following special options:

- Extra thick door (> 2")
 - Non-standard rosettes (rosettes not listed above)
 - Non-standard finishes (finishes not listed above)
 - Split finishes
- See page 15 for pricing. Exclusions may apply.

H 1043 Serie Alcina

design Matteo Thun
Material: Nikrall zamak alloy UNI 3717

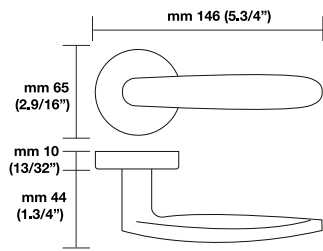
GROUP IV Matching elements

- Pg 142** Mortise lock functions
- Pg 158** Deadbolts
- Pg 164** Privacy Bolts
- Pg 170** Escutcheons with deadbolts
- Pg 174** Multi-Point Trim functions

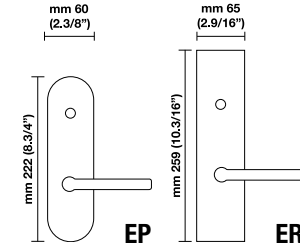
Window lever available in the same design
Call for pricing



Sizes/Misure



Escutcheon options/Opzioni



Conversions from metric to U.S. measurements are approximate.



See page 87
for details

Retail Price

Finish	Round	Square	PGE	PCY	DMY R/L Single	ML-F ENTRY
15	RP	RQ	\$ 206.00	\$ 209.00	\$ 104.00	\$ 855.00
			\$ 297.00	\$ 299.00	\$ 159.00	\$ 983.00
26/26D*	RP	RQ	\$ 206.00	\$ 209.00	\$ 104.00	\$ 855.00
			\$ 297.00	\$ 299.00	\$ 159.00	\$ 983.00

Finish	Oval	Rectangular	PGE	PCY	DMY R/L Single	DMY R/L Pair	ML-F ENTRY
26/26D*	EP	ER	\$ 445.00	\$ 457.00	\$ 235.00	\$ 398.00	\$ 795.00
			\$ 516.00	\$ 527.00	\$ 247.00	\$ 445.00	\$ 832.00

* The lever is satin on its front face only, while the shank and the rest of the lever is polished. The rosette/escutcheon is polished.

For more options on **Rosettes and Escutcheon plates** see pages 16-17.

For more options on **Finishes** see pages 20-21.

RE = Rectangular rosettes available for tubular latch application only. Add + \$ 30.00 LIST to the price of the RQ

Upcharges apply for the following special options:

- Extra thick door (> 2")
- Non-standard rosettes (rosettes not listed above)
- Non-standard finishes (finishes not listed above)
- Split finishes

See page 15 for pricing. Exclusions may apply.

The options listed above are considered standard.
Non-standard options are available upon request.

H 1044 Serie Oberon

design Vincent Van Duysen
Material: Nikrall zamak alloy UNI 3717

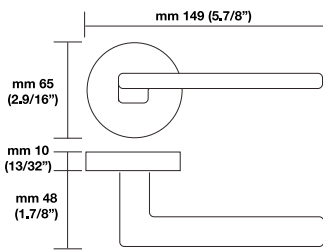
GROUP IV Matching elements

- Pg 142** Mortise lock functions
- Pg 158** Deadbolts
- Pg 164** Privacy Bolts
- Pg 170** Escutcheons with deadbolts
- Pg 174** Multi-Point Trim functions

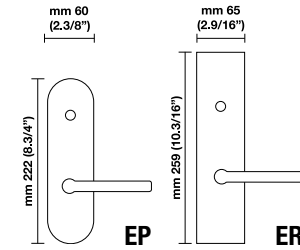
Window lever available in the same design
Call for pricing



Sizes/Misure



Escutcheon options/Opzioni



See page 18
for details



See page 87
for details

Conversions from metric to U.S. measurements are approximate.

Retail Price

Finish	Round	Square	PGE	PCY	DMY R/L Single	ML-F ENTRY
14	RP	RQ	\$ 196.00	\$ 199.00	\$ 102.00	\$ 855.00
			\$ 297.00	\$ 299.00	\$ 159.00	\$ 983.00
15	RP	RQ	\$ 196.00	\$ 199.00	\$ 102.00	\$ 855.00
			\$ 297.00	\$ 299.00	\$ 159.00	\$ 983.00
16	RP	RQ	\$ 196.00	\$ 199.00	\$ 102.00	\$ 855.00
			\$ 297.00	\$ 299.00	\$ 159.00	\$ 983.00
26	RP	RQ	\$ 196.00	\$ 199.00	\$ 102.00	\$ 855.00
			\$ 297.00	\$ 299.00	\$ 159.00	\$ 983.00
26D	RP	RQ	\$ 196.00	\$ 199.00	\$ 102.00	\$ 855.00
			\$ 297.00	\$ 299.00	\$ 159.00	\$ 983.00

Finish	Oval	Rectangular	PGE	PCY	DMY R/L Single	DMY R/L Pair	ML-F ENTRY
26	EP	ER	\$ 445.00	\$ 457.00	\$ 235.00	\$ 398.00	\$ 795.00
			\$ 516.00	\$ 527.00	\$ 247.00	\$ 445.00	\$ 832.00
26D	EP	ER	\$ 445.00	\$ 457.00	\$ 235.00	\$ 398.00	\$ 795.00
			\$ 516.00	\$ 527.00	\$ 247.00	\$ 445.00	\$ 832.00

For more options on **Rosettes and Escutcheon plates** see pages 16-17.

For more options on **Finishes** see pages 20-21.

RE = Rectangular rosettes available for tubular latch application only. Add + \$ 30.00 LIST to the price of the RQ

Upcharges apply for the following special options:

- Extra thick door (> 2")
- Non-standard rosettes (rosettes not listed above)
- Non-standard finishes (finishes not listed above)
- Split finishes

See page 15 for pricing. Exclusions may apply.

The options listed above are considered standard.
Non-standard options are available upon request.

H 1058 Serie Amica

design Valli Workshop
Material: Nikrall zamak alloy UNI 3717

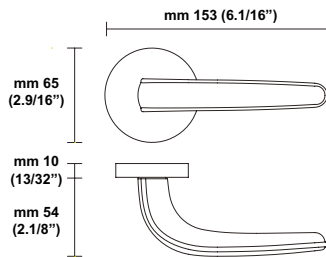
GROUP IV Matching elements

- Pg 142** Mortise lock functions
- Pg 158** Deadbolts
- Pg 164** Privacy Bolts
- Pg 170** Escutcheons with deadbolts
- Pg 174** Multi-Point Trim functions

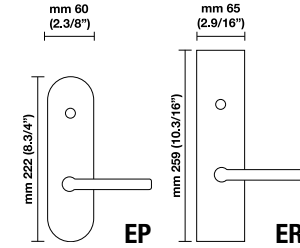
Window lever available in the same design
Call for pricing



Sizes/Misure



Escutcheon options/Opzioni



Conversions from metric to U.S. measurements are approximate.



See page 87
for details

Retail Price

Finish	Round	Square	PGE	PCY	DMY R/L Single	ML-F ENTRY
22M	RP	RQ	\$ 206.00	\$ 209.00	\$ 104.00	\$ 855.00
			\$ 297.00	\$ 299.00	\$ 167.00	\$ 983.00
26/26D*	RP	RQ	\$ 206.00	\$ 209.00	\$ 104.00	\$ 855.00
			\$ 297.00	\$ 299.00	\$ 167.00	\$ 983.00

Finish	Oval	Rectangular	PGE	PCY	DMY R/L Single	DMY R/L Pair	ML-F ENTRY
26/26D*	EP	ER	\$ 445.00	\$ 457.00	\$ 235.00	\$ 398.00	\$ 795.00
			\$ 516.00	\$ 527.00	\$ 247.00	\$ 445.00	\$ 832.00

* The lever is satin on its front facing edge only, while the rest is polished. The rosette/escutcheon is polished.

For more options on **Rosettes and Escutcheon plates** see pages 16-17.

For more options on **Finishes** see pages 20-21.

RE = Rectangular rosettes available for tubular latch application only. Add + \$ 30.00 LIST to the price of the RQ

Upcharges apply for the following special options:

- Extra thick door (> 2")
- Non-standard rosettes (rosettes not listed above)
- Non-standard finishes (finishes not listed above)
- Split finishes

See page 15 for pricing. Exclusions may apply.

The options listed above are considered standard. Non-standard options are available upon request.







Door Knobs



K 1054 Serie W.W

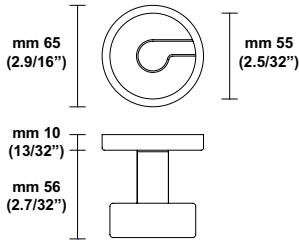
design Valli Workshop
Material: **Aluminum**

GROUP III Matching elements

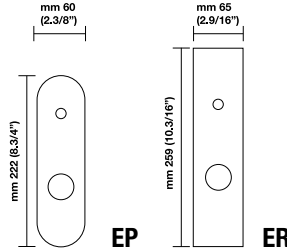
- Pg 142** Mortise lock functions
- Pg 158** Deadbolts
- Pg 164** Privacy Bolts
- Pg 170** Escutcheons with deadbolts



Sizes/Misure



Escutcheon options/Opzioni



Conversions from metric to U.S. measurements are approximate.



See page 87
for details

Retail Price

Finish	Round	Square	PGE	PCY	DMY R/L Single	ML-F ENTRY
03M	RP	RQ	\$ 486.00	\$ 510.00	\$ 240.00	\$ 1,158.00
			\$ 562.00	\$ 569.00	\$ 268.00	\$ 1,286.00
15	RP	RQ	\$ 488.00	\$ 509.00	\$ 241.00	\$ 1,158.00
			\$ 597.00	\$ 628.00	\$ 312.00	\$ 1,286.00
16	RP	RQ	\$ 459.00	\$ 482.00	\$ 227.00	\$ 1,158.00
			\$ 532.00	\$ 538.00	\$ 253.00	\$ 1,286.00
26	RP	RQ	\$ 471.00	\$ 488.00	\$ 231.00	\$ 1,158.00
			\$ 575.00	\$ 606.00	\$ 294.00	\$ 1,286.00

Finish	Oval	Rectangular	PGE	PCY	DMY R/L Single	DMY R/L Pair	ML-F ENTRY
26	EP	ER	\$ 749.00	\$ 762.00	\$ 375.00	\$ 691.00	\$ 1,111.00
			\$ 795.00	\$ 808.00	\$ 398.00	\$ 738.00	\$ 1,135.00

The options listed above are considered standard.
Non-standard options are available upon request.

For more options on **Rosettes and Escutcheon plates** see pages 16-17.
For more options on **Finishes** see pages 20-21.

RE = Rectangular rosettes available for tubular latch application only. Add + \$ 30.00 LIST to the price of the RQ

Upcharges apply for the following special options:

- Extra thick door (> 2")
- Non-standard rosettes (rosettes not listed above)
- Non-standard finishes (finishes not listed above)
- Split finishes

See page 15 for pricing. Exclusions may apply.

K 1055 Serie Words

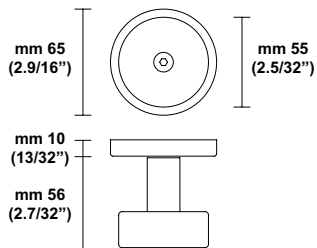
design Valli Workshop
Material: **Aluminum**

GROUP III Matching elements

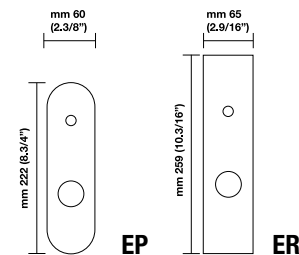
- Pg 142** Mortise lock functions
- Pg 158** Deadbolts
- Pg 164** Privacy Bolts
- Pg 170** Escutcheons with deadbolts



Sizes/Misure



Escutcheon options/Opzioni



Conversions from metric to U.S. measurements are approximate.



See page 87
for details

Retail Price

Finish	Round	Square	PGE	PCY	DMY R/L Single	ML-F ENTRY
■	RP		\$ 426.00	\$ 443.00	\$ 209.00	\$ 1,158.00
■	26/16*	RQ	\$ 530.00	\$ 563.00	\$ 271.00	\$ 1,286.00
■	RP		\$ 430.00	\$ 448.00	\$ 213.00	\$ 1,158.00
■	26D/16*	RQ	\$ 545.00	\$ 575.00	\$ 286.00	\$ 1,286.00

Finish	Oval	Rectangular	PGE	PCY	DMY R/L Single	DMY R/L Pair	ML-F ENTRY
■	EP		\$ 749.00	\$ 762.00	\$ 375.00	\$ 691.00	\$ 1,111.00
■	26/16*	ER	\$ 795.00	\$ 808.00	\$ 398.00	\$ 738.00	\$ 1,135.00
■	EP		\$ 749.00	\$ 762.00	\$ 375.00	\$ 691.00	\$ 1,111.00
■	26D/16*	ER	\$ 795.00	\$ 808.00	\$ 398.00	\$ 738.00	\$ 1,135.00

* The knob has a black insert and the shank is also black.

For more options on **Rosettes and Escutcheon plates** see pages 16-17.

For more options on **Finishes** see pages 20-21.

RE = Rectangular rosettes available for tubular latch application only. Add + \$ 30.00 LIST to the price of the RQ

Upcharges apply for the following special options:

- Extra thick door (> 2")
- Non-standard rosettes (rosettes not listed above)
- Non-standard finishes (finishes not listed above)
- Split finishes

See page 15 for pricing. Exclusions may apply.

The options listed above are considered standard. Non-standard options are available upon request.

K 1056 Serie Quadra

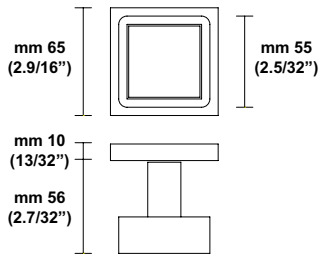
design Valli Workshop
Material: Brass



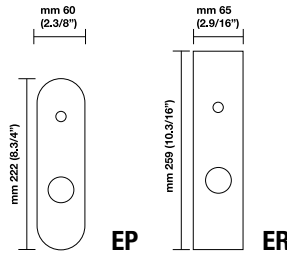
GROUP III Matching elements

- Pg 142** Mortise lock functions
- Pg 158** Deadbolts
- Pg 164** Privacy Bolts
- Pg 170** Escutcheons with deadbolts

Sizes/Misure



Escutcheon options/Opzioni



Conversions from metric to U.S. measurements are approximate.



See page 87
for details

Retail Price

Finish	Round	Square	PGE	PCY	DMY R/L Single	ML-F ENTRY
26	RP		\$ 514.00	\$ 536.00	\$ 252.00	\$ 1,158.00
		RQ	\$ 624.00	\$ 646.00	\$ 307.00	\$ 1,286.00
26D	RP		\$ 514.00	\$ 536.00	\$ 252.00	\$ 1,158.00
		RQ	\$ 624.00	\$ 646.00	\$ 307.00	\$ 1,286.00

Finish	Oval	Rectangular	PGE	PCY	DMY R/L Single	DMY R/L Pair	ML-F ENTRY
26	EP		\$ 749.00	\$ 762.00	\$ 375.00	\$ 691.00	\$ 1,111.00
		ER	\$ 795.00	\$ 808.00	\$ 398.00	\$ 738.00	\$ 1,135.00
26D	EP		\$ 749.00	\$ 762.00	\$ 375.00	\$ 691.00	\$ 1,111.00
		ER	\$ 795.00	\$ 808.00	\$ 398.00	\$ 738.00	\$ 1,135.00

The options listed above are considered standard.
Non-standard options are available upon request.

For more options on **Rosettes and Escutcheon plates** see pages 16-17.

For more options on **Finishes** see pages 20-21.

RE = Rectangular rosettes available for tubular latch application only. Add + \$ 30.00 LIST to the price of the RQ

Upcharges apply for the following special options:

- Extra thick door (> 2")
- Non-standard rosettes (rosettes not listed above)
- Non-standard finishes (finishes not listed above)
- Split finishes

See page 15 for pricing. Exclusions may apply.

K 1060 Serie Alina

design Skidmore, Owings & Merrill
Material: Brass

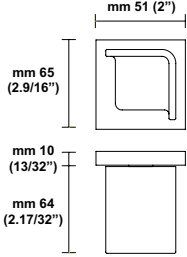
GROUP III Matching elements

- Pg 142** Mortise lock functions
- Pg 158** Deadbolts
- Pg 164** Privacy Bolts
- Pg 170** Escutcheons with deadbolts

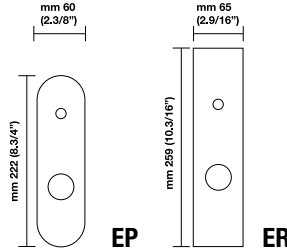


European version rosette

Sizes/Misure



Escutcheon options/Opzioni



Conversions from metric to U.S. measurements are approximate.



See page 87
for details

Retail Price

Finish	Round	Square	PGE	PCY	DMY R/L Single	ML-F ENTRY
16	RP	RQ	\$ 422.00	\$ 642.00 ¹	\$ 222.00	\$ 1,158.00
26	RP	RQ	\$ 527.00	\$ 747.00 ¹	\$ 232.00	\$ 1,158.00
26D	RP	RQ	\$ 555.00	\$ 775.00 ¹	\$ 245.00	\$ 1,286.00
			\$ 527.00	\$ 747.00 ¹	\$ 232.00	\$ 1,158.00
			\$ 555.00	\$ 775.00 ¹	\$ 245.00	\$ 1,286.00

¹ It does not fit a privacy pin, supplied with 105 Privacy Bolt

Finish	Oval	Rectangular	PGE	PCY	DMY R/L Single	DMY R/L Pair	ML-F ENTRY
26		ER	\$ 795.00	\$ 808.00	\$ 398.00	\$ 738.00	\$ 1,135.00
26D		ER	\$ 795.00	\$ 808.00	\$ 398.00	\$ 738.00	\$ 1,135.00

Note: Due to the special design of this knob, the EP/Oval escutcheon plate option is not available on this lever.

The options listed above are considered standard.
Non-standard options are available upon request.

For more options on **Rosettes and Escutcheon plates**
see pages 16-17.
For more options on **Finishes** see pages 20-21.

RE = Rectangular rosettes available for tubular latch
application only. Add + \$ 30.00 LIST to the price of the RQ

Upcharges apply for the following special options:

- Extra thick door (> 2")
- Non-standard rosettes (rosettes not listed above)
- Non-standard finishes (finishes not listed above)
- Split finishes

See page 15 for pricing. Exclusions may apply.

K 1061 Serie Cenerentola

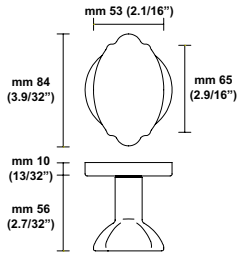
design Luciana Di Virgilio e Gianni Veneziano
Material: Brass

GROUP III Matching elements

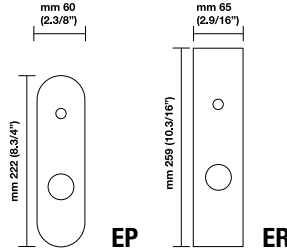
- Pg 142 Mortise lock functions
- Pg 158 Deadbolts
- Pg 164 Privacy Bolts
- Pg 170 Escutcheons with deadbolts



Sizes/Misure



Escutcheon options/Opzioni



Conversions from metric to U.S. measurements are approximate.



See page 87
for details

Retail Price

Finish	Round	Square	PGE	PCY	DMY R/L Single	ML-F ENTRY
03D	RP		\$ 471.00	\$ 480.00	\$ 232.00	\$ 1,158.00
		RQ	\$ 532.00	\$ 544.00	\$ 261.00	\$ 1,286.00
06M	RP		\$ 471.00	\$ 480.00	\$ 233.00	\$ 1,158.00
		RQ	\$ 532.00	\$ 544.00	\$ 261.00	\$ 1,286.00
17A	RP		\$ 588.00	\$ 600.00	\$ 295.00	\$ 1,158.00
		RQ	\$ 665.00	\$ 681.00	\$ 326.00	\$ 1,286.00

The options listed above are considered standard.
Non-standard options are available upon request.

For more options on **Rosettes and Escutcheon plates**
see pages 16-17.
For more options on **Finishes** see pages 20-21.

RE = Rectangular rosettes available for tubular latch
application only. Add + \$ 30.00 LIST to the price of the RQ

Upcharges apply for the following special options:

- Extra thick door (> 2")
- Non-standard rosettes (rosettes not listed above)
- Non-standard finishes (finishes not listed above)
- Split finishes

See page 15 for pricing. Exclusions may apply.

K 1067 Serie Rose

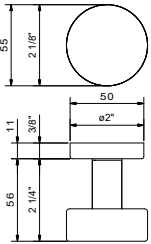
design Valli Workshop
Material: **Pure copper**



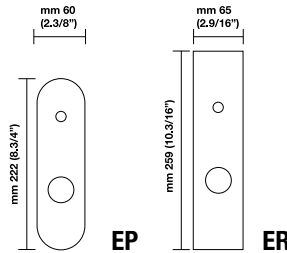
GROUP III Matching elements

- Pg 142** Mortise lock functions
- Pg 158** Deadbolts
- Pg 164** Privacy Bolts
- Pg 170** Escutcheons with deadbolts

Sizes/Misure



Escutcheon options/Opzioni



Conversions from metric to U.S. measurements are approximate.

Retail Price

Finish	Round	Square	PGE	PCY	DMY R/L Single	ML-F ENTRY
R1*	RS55		\$ 552.00	\$ 554.00	\$ 269.00	\$ 1,158.00
R2*	RS55		\$ 513.00	\$ 536.00	\$ 266.00	\$ 1,158.00

* The pure copper finishes R1 and R2 are living finishes. Over time they will age or darken depending on usage.

Note: The 55mm rosette (2.1/8") is not suitable for pre-drilled doors with 2.1/8" bore. For alternative options, contact the customer service.
Due to technical limitations with pure copper material, the version with square rosette cannot be manufactured.

The options listed above are considered standard.
Non-standard options are available upon request.

For more options on **Rosettes and Escutcheon plates** see pages 16-17.
For more options on **Finishes** see pages 20-21.

Upcharges apply for the following special options:

- Extra thick door (> 2")
- Non-standard rosettes (rosettes not listed above)
- Non-standard finishes (finishes not listed above)
- Split finishes

See page 15 for pricing. Exclusions may apply.

K 1155

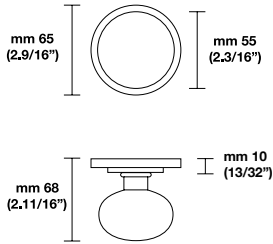
design Valli Workshop
Material: Brass

GROUP I Matching elements

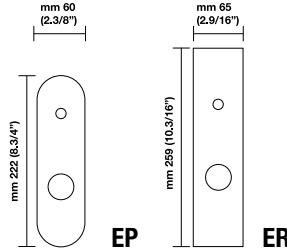
- Pg 142** Mortise lock functions
- Pg 158** Deadbolts
- Pg 164** Privacy Bolts
- Pg 170** Escutcheons with deadbolts



Sizes/Misure



Escutcheon options/Opzioni



Conversions from metric to U.S. measurements are approximate.

Retail Price

Finish	Round	Square	PGE	PCY	DMY R/L Single	ML-F ENTRY
03	RP	RQ	\$ 218.00	\$ 221.00	\$ 110.00	\$ 889.00
03D	RP	RQ	\$ 328.00	\$ 331.00	\$ 165.00	\$ 1,018.00
06A	RP	RQ	\$ 218.00	\$ 221.00	\$ 110.00	\$ 899.00
06B	RP	RQ	\$ 328.00	\$ 331.00	\$ 165.00	\$ 1,018.00
26	RP	RQ	\$ 218.00	\$ 221.00	\$ 110.00	\$ 899.00
26D	RP	RQ	\$ 328.00	\$ 331.00	\$ 165.00	\$ 1,018.00

Finish	Oval	Rectangular	PGE	PCY	DMY R/L Single	DMY R/L Pair	ML-F ENTRY
26	EP	ER	\$ 481.00	\$ 504.00	\$ 235.00	\$ 421.00	\$ 832.00
26D	EP	ER	\$ 527.00	\$ 551.00	\$ 258.00	\$ 468.00	\$ 865.00

The options listed above are considered standard. Non-standard options are available upon request.

For more options on **Rosettes and Escutcheon plates** see pages 16-17.

For more options on **Finishes** see pages 20-21.

RE = Rectangular rosettes available for tubular latch application only. Add + \$ 30.00 LIST to the price of the RQ

Upcharges apply for the following special options:

- Extra thick door (> 2")
- Non-standard rosettes (rosettes not listed above)
- Non-standard finishes (finishes not listed above)
- Split finishes

See page 15 for pricing. Exclusions may apply.

K 1160

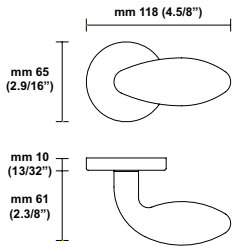
design Valli Workshop
Material: Brass

GROUP I Matching elements

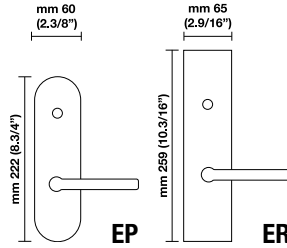
- Pg 142** Mortise lock functions
- Pg 158** Deadbolts
- Pg 164** Privacy Bolts
- Pg 170** Escutcheons with deadbolts



Sizes/Misure



Escutcheon options/Opzioni



Conversions from metric to U.S. measurements are approximate.



See page 87
for details

Retail Price

Finish	Round	Square	PGE	PCY	DMY R/L Single	ML-F ENTRY
03	RP	RQ	\$ 284.00	\$ 311.00	\$ 137.00	\$ 889.00
03D	RP	RQ	\$ 394.00	\$ 421.00	\$ 192.00	\$ 1,018.00
26	RP	RQ	\$ 284.00	\$ 311.00	\$ 161.00	\$ 889.00
26D	RP	RQ	\$ 394.00	\$ 421.00	\$ 216.00	\$ 1,018.00
26	RP	RQ	\$ 305.00	\$ 330.00	\$ 135.00	\$ 889.00
26D	RP	RQ	\$ 415.00	\$ 440.00	\$ 190.00	\$ 1,018.00
26	RP	RQ	\$ 326.00	\$ 354.00	\$ 161.00	\$ 889.00
26D	RP	RQ	\$ 436.00	\$ 464.00	\$ 216.00	\$ 1,018.00

Finish	Oval	Rectangular	PGE	PCY	DMY R/L Single	DMY R/L Pair	ML-F ENTRY
26	EP	ER	\$ 481.00	\$ 504.00	\$ 235.00	\$ 421.00	\$ 832.00
26D	EP	ER	\$ 527.00	\$ 551.00	\$ 258.00	\$ 468.00	\$ 865.00
26	EP	ER	\$ 481.00	\$ 504.00	\$ 235.00	\$ 421.00	\$ 832.00
26D	EP	ER	\$ 527.00	\$ 551.00	\$ 258.00	\$ 468.00	\$ 865.00

For more options on **Rosettes and Escutcheon plates** see pages 16-17.

For more options on **Finishes** see pages 20-21.

RE = Rectangular rosettes available for tubular latch application only. Add + \$ 30.00 LIST to the price of the RQ

Upcharges apply for the following special options:

- Extra thick door (> 2")
- Non-standard rosettes (rosettes not listed above)
- Non-standard finishes (finishes not listed above)
- Split finishes

See page 15 for pricing. Exclusions may apply.

The options listed above are considered standard. Non-standard options are available upon request.

K 1168 Serie Giasone

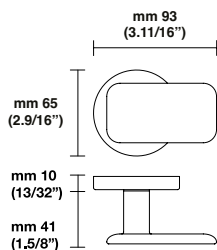
design Valli Workshop
Material: Brass

GROUP I Matching elements

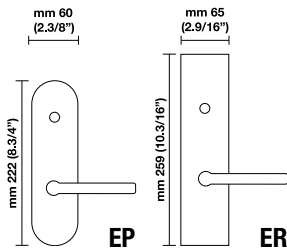
- Pg 142 Mortise lock functions
- Pg 158 Deadbolts
- Pg 164 Privacy Bolts
- Pg 170 Escutcheons with deadbolts



Sizes/Misure



Escutcheon options/Opzioni



Conversions from metric to U.S. measurements are approximate.



See page 87
for details

Retail Price

Finish	Round	Square	PGE	PCY	DMY R/L Single	ML-F ENTRY
26	RP	RQ	\$ 355.00	\$ 386.00	\$ 171.00	\$ 889.00
26D	RP	RQ	\$ 457.00	\$ 483.00	\$ 239.00	\$ 1,018.00
			\$ 349.00	\$ 373.00	\$ 176.00	\$ 889.00
			\$ 475.00	\$ 501.00	\$ 254.00	\$ 1,018.00

Finish	Oval	Rectangular	PGE	PCY	DMY R/L Single	DMY R/L Pair	ML-F ENTRY
26	EP	ER	\$ 481.00	\$ 504.00	\$ 235.00	\$ 421.00	\$ 832.00
26D	EP	ER	\$ 527.00	\$ 551.00	\$ 258.00	\$ 468.00	\$ 865.00
			\$ 481.00	\$ 504.00	\$ 235.00	\$ 421.00	\$ 832.00
			\$ 527.00	\$ 551.00	\$ 258.00	\$ 468.00	\$ 865.00

The options listed above are considered standard.
Non-standard options are available upon request.

For more options on **Rosettes and Escutcheon plates** see pages 16-17.

For more options on **Finishes** see pages 20-21.

RE = Rectangular rosettes available for tubular latch application only. Add + \$ 30.00 LIST to the price of the RQ

Upcharges apply for the following special options:

- Extra thick door (> 2")
- Non-standard rosettes (rosettes not listed above)
- Non-standard finishes (finishes not listed above)
- Split finishes

See page 15 for pricing. Exclusions may apply.

K 1170

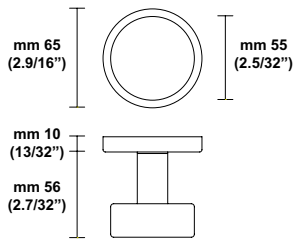
design Valli Workshop
Material: **Aluminum**



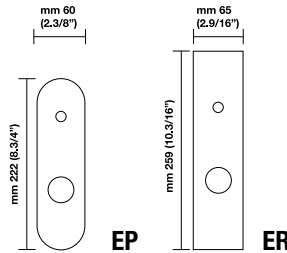
GROUP I Matching elements

- Pg 142** Mortise lock functions
- Pg 158** Deadbolts
- Pg 164** Privacy Bolts
- Pg 170** Escutcheons with deadbolts

Sizes/Misure



Escutcheon options/Opzioni



Conversions from metric to U.S. measurements are approximate.



See page 87
for details

Retail Price

Finish	Round	Square	PGE	PCY	DMY R/L Single	ML-F ENTRY
06M	RP	RQ	\$ 367.00	\$ 391.00	\$ 187.00	\$ 889.00
			\$ 477.00	\$ 501.00	\$ 242.00	\$ 1,018.00
16	RP	RQ	\$ 218.00	\$ 221.00	\$ 110.00	\$ 889.00
			\$ 328.00	\$ 331.00	\$ 165.00	\$ 1,018.00
22M	RP	RQ	\$ 367.00	\$ 391.00	\$ 187.00	\$ 889.00
			\$ 477.00	\$ 501.00	\$ 242.00	\$ 1,018.00
26	RP	RQ	\$ 218.00	\$ 221.00	\$ 110.00	\$ 889.00
			\$ 328.00	\$ 331.00	\$ 165.00	\$ 1,018.00
26D	RP	RQ	\$ 218.00	\$ 221.00	\$ 110.00	\$ 889.00
			\$ 328.00	\$ 331.00	\$ 165.00	\$ 1,018.00

Finish	Oval	Rectangular	PGE	PCY	DMY R/L Single	DMY R/L Pair	ML-F ENTRY
26	EP	ER	\$ 481.00	\$ 504.00	\$ 235.00	\$ 421.00	\$ 832.00
			\$ 527.00	\$ 551.00	\$ 258.00	\$ 468.00	\$ 865.00
26D	EP	ER	\$ 481.00	\$ 504.00	\$ 235.00	\$ 421.00	\$ 832.00
			\$ 527.00	\$ 551.00	\$ 258.00	\$ 468.00	\$ 865.00

For more options on **Rosettes and Escutcheon plates** see pages 16-17.

For more options on **Finishes** see pages 20-21.

RE = Rectangular rosettes available for tubular latch application only. Add + \$ 30.00 LIST to the price of the RQ

Upcharges apply for the following special options:

- Extra thick door (> 2")
- Non-standard rosettes (rosettes not listed above)
- Non-standard finishes (finishes not listed above)
- Split finishes

See page 15 for pricing. Exclusions may apply.

The options listed above are considered standard. Non-standard options are available upon request.

K 1171

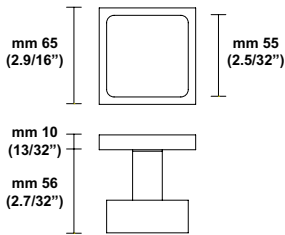
design Valli Workshop
Material: **Aluminum**

GROUP III Matching elements

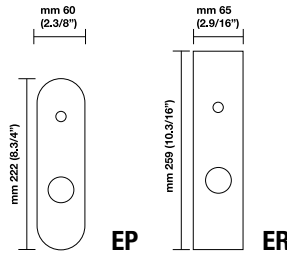
- Pg 142** Mortise lock functions
- Pg 158** Deadbolts
- Pg 164** Privacy Bolts
- Pg 170** Escutcheons with deadbolts



Sizes/Misure



Escutcheon options/Opzioni



Conversions from metric to U.S. measurements are approximate.



See page 87
for details

Retail Price

Finish	Round	Square	PGE	PCY	DMY R/L Single	ML-F ENTRY
26	RP	RQ	\$ 385.00	\$ 391.00	\$ 182.00	\$ 1,158.00
			\$ 501.00	\$ 507.00	\$ 240.00	\$ 1,286.00
26D	RP	RQ	\$ 385.00	\$ 391.00	\$ 182.00	\$ 1,158.00
			\$ 501.00	\$ 507.00	\$ 240.00	\$ 1,286.00

Finish	Oval	Rectangular	PGE	PCY	DMY R/L Single	DMY R/L Pair	ML-F ENTRY
26	EP	ER	\$ 749.00	\$ 762.00	\$ 375.00	\$ 691.00	\$ 1,111.00
			\$ 795.00	\$ 808.00	\$ 398.00	\$ 738.00	\$ 1,135.00
26D	EP	ER	\$ 749.00	\$ 762.00	\$ 375.00	\$ 691.00	\$ 1,111.00
			\$ 795.00	\$ 808.00	\$ 398.00	\$ 738.00	\$ 1,135.00

The options listed above are considered standard.
Non-standard options are available upon request.

For more options on **Rosettes and Escutcheon plates** see pages 16-17.

For more options on **Finishes** see pages 20-21.

RE = Rectangular rosettes available for tubular latch application only. Add + \$ 30.00 LIST to the price of the RQ

Upcharges apply for the following special options:

- Extra thick door (> 2")
- Non-standard rosettes (rosettes not listed above)
- Non-standard finishes (finishes not listed above)
- Split finishes

See page 15 for pricing. Exclusions may apply.

K 1730

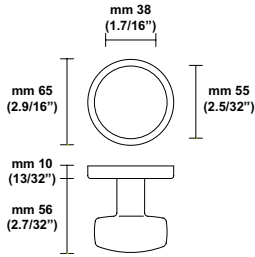
design Valli Workshop
Material: Brass

GROUP III Matching elements

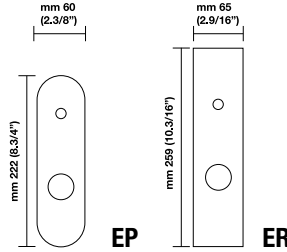
- Pg 142** Mortise lock functions
- Pg 158** Deadbolts
- Pg 164** Privacy Bolts
- Pg 170** Escutcheons with deadbolts



Sizes/Misure



Escutcheon options/Opzioni



Conversions from metric to U.S. measurements are approximate.



See page 87
for details

Retail Price

Finish	Round	Square	PGE	PCY	DMY R/L Single	ML-F ENTRY
03	RP	RQ	\$ 392.00	\$ 402.00	\$ 210.00	\$ 1,158.00
			\$ 427.00	\$ 444.00	\$ 271.00	\$ 1,286.00
15	RP	RQ	\$ 402.00	\$ 450.00	\$ 213.00	\$ 1,158.00
			\$ 540.00	\$ 560.00	\$ 284.00	\$ 1,286.00
26	RP	RQ	\$ 402.00	\$ 450.00	\$ 213.00	\$ 1,158.00
			\$ 540.00	\$ 560.00	\$ 284.00	\$ 1,286.00
26D	RP	RQ	\$ 402.00	\$ 450.00	\$ 213.00	\$ 1,158.00
			\$ 540.00	\$ 560.00	\$ 284.00	\$ 1,286.00

Finish	Oval	Rectangular	PGE	PCY	DMY R/L Single	DMY R/L Pair	ML-F ENTRY
26	EP	ER	\$ 749.00	\$ 762.00	\$ 375.00	\$ 691.00	\$ 1,111.00
			\$ 795.00	\$ 808.00	\$ 398.00	\$ 738.00	\$ 1,135.00
26D	EP	ER	\$ 749.00	\$ 762.00	\$ 375.00	\$ 691.00	\$ 1,111.00
			\$ 795.00	\$ 808.00	\$ 398.00	\$ 738.00	\$ 1,135.00

The options listed above are considered standard.
Non-standard options are available upon request.

For more options on **Rosettes and Escutcheon plates**
see pages 16-17.

For more options on **Finishes** see pages 20-21.

RE = Rectangular rosettes available for tubular latch
application only. Add + \$ 30.00 LIST to the price of the RQ

Upcharges apply for the following special options:

- Extra thick door (> 2")
- Non-standard rosettes (rosettes not listed above)
- Non-standard finishes (finishes not listed above)
- Split finishes

See page 15 for pricing. Exclusions may apply.

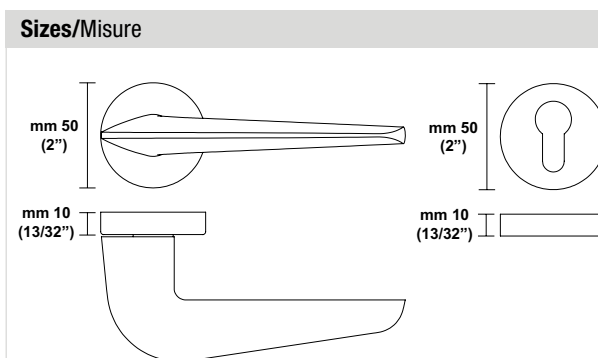




European version and slim rosette options



European version levers (Trim only)



(Shown with H 1052 R8Y)

Conversions from metric to U.S. measurements are approximate.

GROUP I

H198, H1003, H1022, H1024, H1050, H4730, H4742, K1155, K1160, K1168, K1170

Retail Price

	RP	RQ
R8Y (PGE)	\$ 295.00	\$ 411.00
R8 BZG (PCY with PCY Thumbturn)	\$ 629.00	\$ 744.00

GROUP II

H165, H174, H176, H1016, H1018, H1026, H1027, H1044U, H1045, H1046, H1049, H1052, H1054, H1055, H1056, H1057, H1061, H1062, H1066

Retail Price

	RP	RQ
R8Y (PGE)	\$ 364.00	\$ 480.00
R8 BZG (PCY with PCY Thumbturn)	\$ 698.00	\$ 814.00

GROUP III

H1039, H1040, H1060, H1067, H1068, H1748, K1054, K1055, K1056, K1060, K1061, K1067, K1171 K1730

Retail Price

	RP	RQ
R8Y (PGE)	\$ 561.00	\$ 686.00
R8 BZG (PCY with PCY Thumbturn)	\$ 895.00	\$ 998.00

GROUP IV

H163, H192, H1004, H1037, H1043, H1044, H1058

Retail Price

	RP	RQ
R8Y (PGE)	\$ 259.00	\$ 375.00
R8 BZG (PCY with PCY Thumbturn)	\$ 594.00	\$ 709.00

GROUP INOX

H414, H415, H416, H419

Retail Price

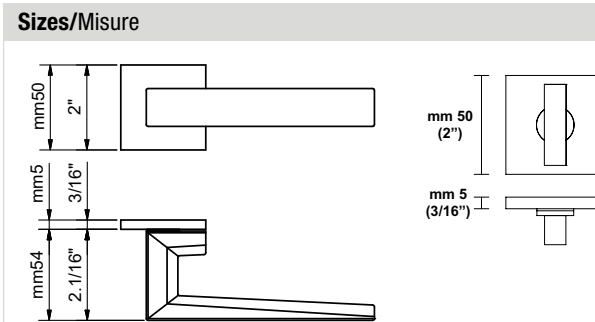
	RP	RQ
R8Y (PGE)	\$ 259.00	\$ 375.00
R6 BZG (PCY with PCY Thumbturn)	\$ 594.00	\$ 709.00

The configuration above is only suitable for European mortise locks. The lock is not included in the prices. European mortise locks (mechanical and magnetic) can be purchased separately. Call for pricing.

The prices above are for the standard finishes of each lever listed. See corresponding catalog pages. Different finishes are available upon request. See pages 20-21 for more finish options.

The privacy sets are supplied with the European privacy thumbturn: K1704 R678 50 BZG (round) or K1225 R678 50 BZG (square)

Slim rosette option



(Shown with H 1068 RSBQ and K1225 RSBQ)

Conversions from metric to U.S. measurements are approximate.

Valli&Valli offers special slim rosettes = **3/16" (5mm)** exclusively for the models below.
To order, select a lever/knob and use the code RSB (round) or RSBQ (square). For privacy bolt only price see page 167.

GROUP I

H198, H1003, H1022, H1024, H1050, H4730, H4742, K1155, K1160, K1168, K1170

Retail Price

	RSB	RSBQ
PGE	\$ 337.00	\$ 453.00
PCY with PCY Bolt	\$ 718.00	\$ 834.00
Dummy RH or LH	\$ 151.00	\$ 199.00

GROUP II

H1026, H1045, H1046, H1049, H1052, H1054, H1055, H1056, H1061, H1062, H1066

Retail Price

	RSB	RSBQ
PGE	\$ 406.00	\$ 522.00
PCY with PCY Bolt	\$ 788.00	\$ 903.00
Dummy RH or LH	\$ 186.00	\$ 244.00

GROUP III

H1039, H1040, H1060, H1068, H1748, K1054, K1055, K1056, K1060, K1061, K1171

Retail Price

	RSB	RSBQ
PGE	\$ 603.00	\$ 718.00
PCY with PCY Bolt	\$ 950.00	\$ 998.00
Dummy RH or LH	\$ 291.00	\$ 332.00

GROUP IV

H163, H192, H1043, H1044, H1058

Retail Price

	RSB	RSBQ
PGE	\$ 300.00	\$ 417.00
PCY with PCY Bolt	\$ 684.00	\$ 799.00
Dummy RH or LH	\$ 140.00	\$ 197.00


The configuration above is only available for tubular application.
For mortise application – call for details and pricing.

Finishes available are 14, 15, 26 and 26D.

Different finishes are available upon special request.
See pages 20-21 for more options.

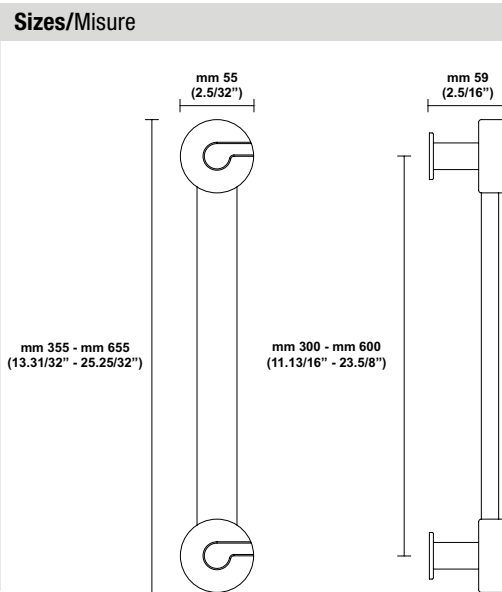
The privacy sets are supplied with privacy bolt on slim rosette
(round or square).





Door Pulls

design Valli Workshop
Material: **Aluminum**



Conversions from metric to U.S. measurements are approximate.

K 1054 SINGLE

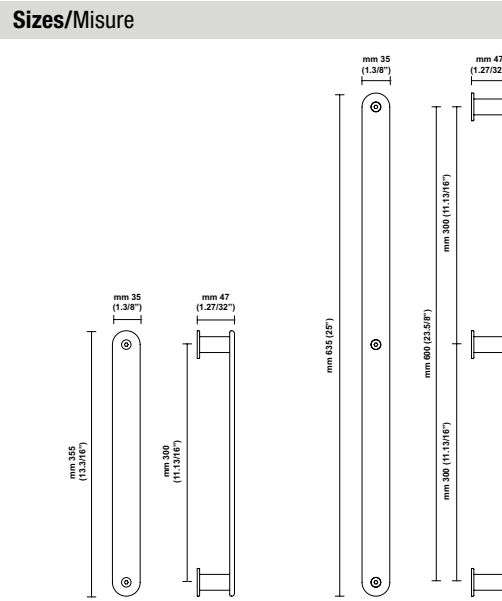
Finish	Size	Dimension	Center to center	Retail price
03M	300	mm 355x55x59 [14"x2.3/16"x2.5/16"]	mm 300 [11.13/16"]	\$ 408.00
	600	mm 655x55x59 [25.13/16"x2.3/16"x2.5/16"]	mm 600 [23.5/8"]	\$ 450.00
15	300	mm 355x55x59 [14"x2.3/16"x2.5/16"]	mm 300 [11.13/16"]	\$ 375.00
	600	mm 655x55x59 [25.13/16"x2.3/16"x2.5/16"]	mm 600 [23.5/8"]	\$ 418.00
16	300	mm 355x55x59 [14"x2.3/16"x2.5/16"]	mm 300 [11.13/16"]	\$ 363.00
	600	mm 655x55x59 [25.13/16"x2.3/16"x2.5/16"]	mm 600 [23.5/8"]	\$ 405.00
26	300	mm 355x55x59 [14"x2.3/16"x2.5/16"]	mm 300 [11.13/16"]	\$ 363.00
	600	mm 655x55x59 [25.13/16"x2.3/16"x2.5/16"]	mm 600 [23.5/8"]	\$ 405.00

K 1054/K 1054 S - BACK TO BACK

Finish	Size	Dimension	Center to center	Retail price
03M	300	mm 355x55x59 [14"x2.3/16"x2.5/16"]	mm 300 [11.13/16"]	\$ 856.00
	600	mm 655x55x59 [25.13/16"x2.3/16"x2.5/16"]	mm 600 [23.5/8"]	\$ 942.00
15	300	mm 355x55x59 [14"x2.3/16"x2.5/16"]	mm 300 [11.13/16"]	\$ 794.00
	600	mm 655x55x59 [25.13/16"x2.3/16"x2.5/16"]	mm 600 [23.5/8"]	\$ 879.00
16	300	mm 355x55x59 [14"x2.3/16"x2.5/16"]	mm 300 [11.13/16"]	\$ 767.00
	600	mm 655x55x59 [25.13/16"x2.3/16"x2.5/16"]	mm 600 [23.5/8"]	\$ 851.00
26	300	mm 355x55x59 [14"x2.3/16"x2.5/16"]	mm 300 [11.13/16"]	\$ 767.00
	600	mm 655x55x59 [25.13/16"x2.3/16"x2.5/16"]	mm 600 [23.5/8"]	\$ 851.00

Note: Complete with fixing systems for single and back to back mounting on wood (X0531, X0528) and glass doors (X0530, X0528).

design Valli Workshop
Material: Brass



Conversions from metric to U.S. measurements are approximate.

K 1055 SINGLE

Finish	Size	Dimension	Center to center	Retail price
■ 26/16*	300	mm 355x35x47 [14"x1.3/8"x1.7/8"]	mm 300 [11.13/16"]	\$ 297.00
	600	mm 635x35x47 [25"x1.3/8"x1.7/8"]	mm 600 [23.5/8"]	\$ 423.00
■ 26D/16*	300	mm 355x35x47 [14"x1.3/8"x1.7/8"]	mm 300 [11.13/16"]	\$ 297.00
	600	mm 635x35x47 [25"x1.3/8"x1.7/8"]	mm 600 [23.5/8"]	\$ 423.00

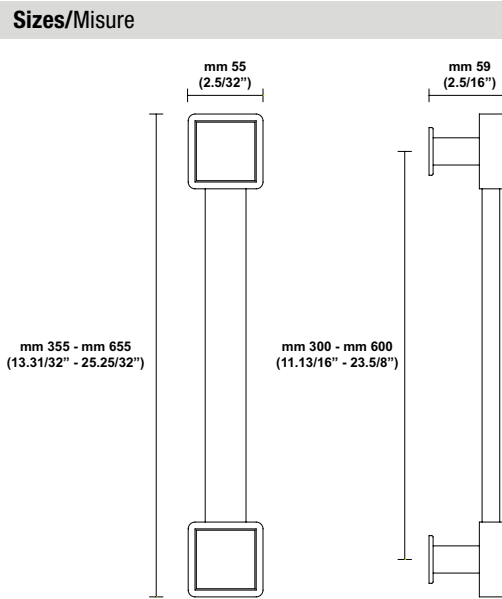
K 1055/K 1055 S - BACK TO BACK

Finish	Size	Dimension	Center to center	Retail price
■ 26/16*	300	mm 355x35x47 [14"x1.3/8"x1.7/8"]	mm 300 [11.13/16"]	\$ 636.00
	600	mm 635x35x47 [25"x1.3/8"x1.7/8"]	mm 600 [23.5/8"]	\$ 887.00
■ 26D/16*	300	mm 355x35x47 [14"x1.3/8"x1.7/8"]	mm 300 [11.13/16"]	\$ 636.00
	600	mm 635x35x47 [25"x1.3/8"x1.7/8"]	mm 600 [23.5/8"]	\$ 887.00

* The pull has 2 black insert and the stand-off posts are also black. It can be personalized with engraving for a maximum of 10 letters or numbers. Upcharge will apply. Call customer service for details.

Note: Complete with fixing systems for single and back to back mounting on wood (X0531, X0528) and glass doors (X0530, X0528).

design Valli Workshop
Material: Brass



Conversions from metric to U.S. measurements are approximate.

K 1056 SINGLE

Finish	Size	Dimension	Center to center	Retail price
26	300	mm 355x55x59 [14"x2.3/16"x2.5/16"]	mm 300 [11.13/16"]	\$ 431.00
	600	mm 655x55x59 [25.13/16"x2.3/16"x2.5/16"]	mm 600 [23.5/8"]	\$ 474.00
26D	300	mm 355x55x59 [14"x2.3/16"x2.5/16"]	mm 300 [11.13/16"]	\$ 431.00
	600	mm 655x55x59 [25.13/16"x2.3/16"x2.5/16"]	mm 600 [23.5/8"]	\$ 474.00

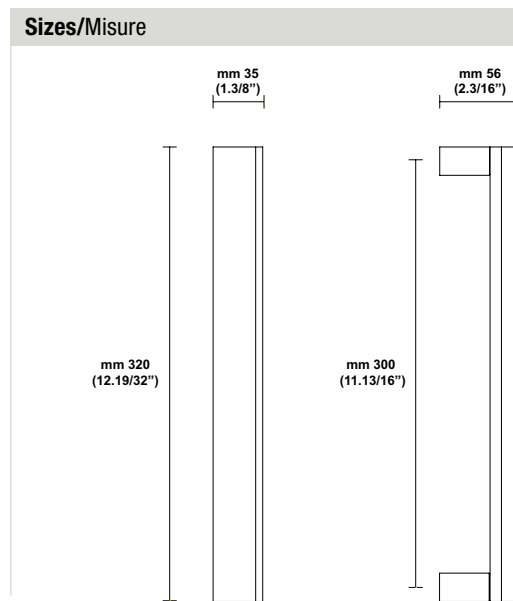
K 1056/K 1056 S - BACK TO BACK

Finish	Size	Dimension	Center to center	Retail price
26	300	mm 355x55x59 [14"x2.3/16"x2.5/16"]	mm 300 [11.13/16"]	\$ 903.00
	600	mm 655x55x59 [25.13/16"x2.3/16"x2.5/16"]	mm 600 [23.5/8"]	\$ 989.00
26D	300	mm 355x55x59 [14"x2.3/16"x2.5/16"]	mm 300 [11.13/16"]	\$ 903.00
	600	mm 655x55x59 [25.13/16"x2.3/16"x2.5/16"]	mm 600 [23.5/8"]	\$ 989.00

Note: Complete with fixing systems for single and back to back mounting on wood (X0531, X0528) and glass doors (X0530, X0528).

K 1060 Serie Alina

design Skidmore, Owings & Merrill
Material: Brass



Conversions from metric to U.S. measurements are approximate.

K 1060 SINGLE

Finish	Size	Dimension	Center to center	Retail price
16	300	mm 320x35x56 [12.19/32"x1.3/8"x2.3/16"]	mm 300 [11.13/16"]	\$ 509.00
26	300	mm 320x35x56 [12.19/32"x1.3/8"x2.3/16"]	mm 300 [11.13/16"]	\$ 535.00
26D	300	mm 320x35x56 [12.19/32"x1.3/8"x2.3/16"]	mm 300 [11.13/16"]	\$ 535.00

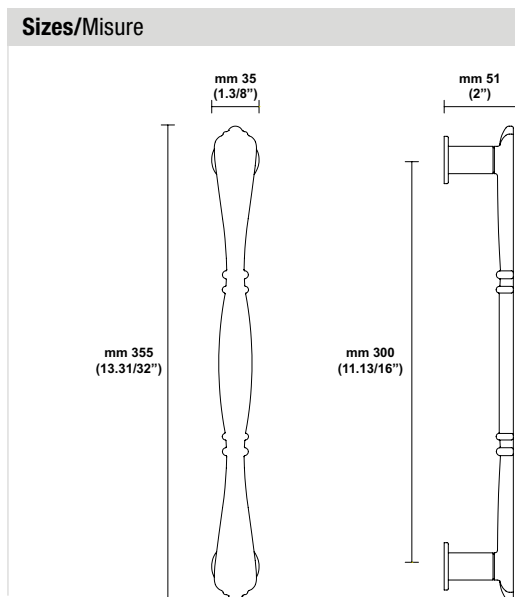
K 1060/K 1060 S - BACK TO BACK

Finish	Size	Dimension	Center to center	Retail price
16	300	mm 320x35x56 [12.19/32"x1.3/8"x2.3/16"]	mm 300 [11.13/16"]	\$ 1,080.00
26	300	mm 320x35x56 [12.19/32"x1.3/8"x2.3/16"]	mm 300 [11.13/16"]	\$ 1,132.00
26D	300	mm 320x35x56 [12.19/32"x1.3/8"x2.3/16"]	mm 300 [11.13/16"]	\$ 1,132.00

Note: Complete with fixing systems for single and back to back mounting on wood (X0531, X0528) and glass doors (X0530, X0528).

K 1061 Serie Cenerentola

design Luciana Di Virgilio e Gianni Veneziano
Material: Brass



Conversions from metric to U.S. measurements are approximate.

K 1061 SINGLE

Finish	Size	Dimension	Center to center	Retail price
03D	300	mm 355x35x51 [13.31/32"x1.3/8"x2"]	mm 300 [11.13/16"]	\$ 409.00
06M	300	mm 355x35x51 [13.31/32"x1.3/8"x2"]	mm 300 [11.13/16"]	\$ 409.00
17A	300	mm 355x35x51 [13.31/32"x1.3/8"x2"]	mm 300 [11.13/16"]	\$ 511.00

K 1061/K 1061 S - BACK TO BACK

Finish	Size	Dimension	Center to center	Retail price
03D	300	mm 355x35x51 [13.31/32"x1.3/8"x2"]	mm 300 [11.13/16"]	\$ 880.00
06M	300	mm 355x35x51 [13.31/32"x1.3/8"x2"]	mm 300 [11.13/16"]	\$ 880.00
17A	300	mm 355x35x51 [13.31/32"x1.3/8"x2"]	mm 300 [11.13/16"]	\$ 1,048.00

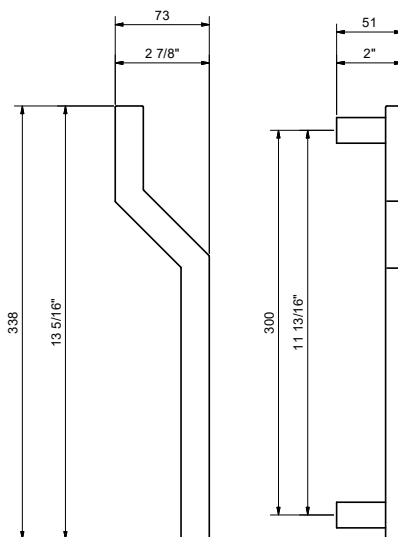
Note: Complete with fixing systems for single and back to back mounting on wood (X0531, X0528) and glass doors (X0530, X0528).

K 1066 Serie Zeus

design Bertone Design
Material: Brass



Sizes/Misure



Conversions from metric to U.S. measurements are approximate.

K 1066 SINGLE

Finish	Size	Dimension	Center to center	Retail price
03M	300	mm 338x73x51 [13.15/16"x2.7/8"x2"]	mm 300 [11.13/16"]	\$ 410.00
15	300	mm 338x73x51 [13.15/16"x2.7/8"x2"]	mm 300 [11.13/16"]	\$ 480.00
26	300	mm 338x73x51 [13.15/16"x2.7/8"x2"]	mm 300 [11.13/16"]	\$ 480.00


K 1066/K 1066 S - BACK TO BACK

Finish	Size	Dimension	Center to center	Retail price
03M	300	mm 338x73x51 [13.15/16"x2.7/8"x2"]	mm 300 [11.13/16"]	\$ 884.00
15	300	mm 338x73x51 [13.15/16"x2.7/8"x2"]	mm 300 [11.13/16"]	\$ 990.00
26	300	mm 338x73x51 [13.15/16"x2.7/8"x2"]	mm 300 [11.13/16"]	\$ 990.00

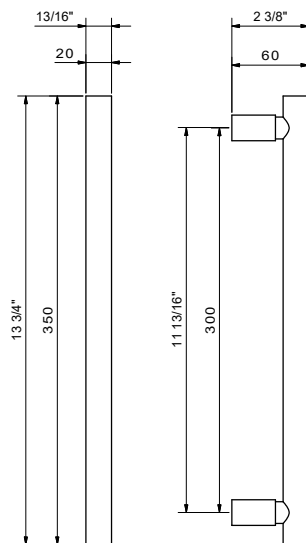
Note: Complete with fixing systems for single and back to back mounting on wood (X0531, X0528) and glass doors (X0530, X0528).

K 1067 Serie Rose

design Valli Workshop
Material: **Pure copper**



Sizes/Misure



Conversions from metric to U.S. measurements are approximate.

K 1067 SINGLE

Finish	Size	Dimension	Center to center	Retail price
R1*	300	mm 350x20x60 [13.3/4"x13/16"x2.3/8"]	mm 300 [11.13/16"]	\$ 600.00
R2*	300	mm 350x20x60 [13.3/4"x13/16"x2.3/8"]	mm 300 [11.13/16"]	\$ 534.00

* The pure copper finishes R1 and R2 are living finishes. Over time they will age or darken depending on usage.


K 1067/K 1067 S - BACK TO BACK

Finish	Size	Dimension	Center to center	Retail price
R1*	300	mm 350x20x60 [13.3/4"x13/16"x2.3/8"]	mm 300 [11.13/16"]	\$ 1,264.00
R2*	300	mm 350x20x60 [13.3/4"x13/16"x2.3/8"]	mm 300 [11.13/16"]	\$ 1,132.00

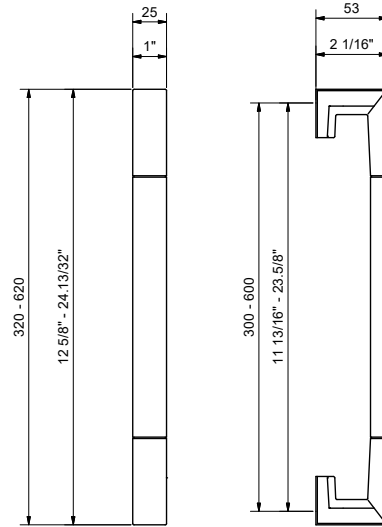
Note: Complete with fixing systems for single and back to back mounting on wood (X0531, X0528) and glass doors (X0530, X0528).

K 1068 Serie Moon

design Pembroke & Ives
Material: Brass



Sizes/Misure



Conversions from metric to U.S. measurements are approximate.

K 1068 SINGLE

Finish	Size	Dimension	Center to center	Retail price
03/03D*	300	mm 320x25x53 [12.5/8"x1"x2.1/16"]	mm 300 [11.13/16"]	\$ 648.00
	600	mm 620x25x53 [23.13/32"x1"x2.1/16"]	mm 600 [23.5/8"]	\$ 680.00
15	300	mm 320x25x53 [12.5/8"x1"x2.1/16"]	mm 300 [11.13/16"]	\$ 648.00
	600	mm 620x25x53 [23.13/32"x1"x2.1/16"]	mm 600 [23.5/8"]	\$ 680.00
16	300	mm 320x25x53 [12.5/8"x1"x2.1/16"]	mm 300 [11.13/16"]	\$ 599.00
	600	mm 620x25x53 [23.13/32"x1"x2.1/16"]	mm 600 [23.5/8"]	\$ 630.00
17A	300	mm 320x25x53 [12.5/8"x1"x2.1/16"]	mm 300 [11.13/16"]	\$ 678.00
	600	mm 620x25x53 [23.13/32"x1"x2.1/16"]	mm 600 [23.5/8"]	\$ 699.00
26/26D*	300	mm 320x25x53 [12.5/8"x1"x2.1/16"]	mm 300 [11.13/16"]	\$ 648.00
	600	mm 620x25x53 [23.13/32"x1"x2.1/16"]	mm 600 [23.5/8"]	\$ 680.00

K 1068/K 1068 S - BACK TO BACK

Finish	Size	Dimension	Center to center	Retail price
03/03D*	300	mm 320x25x53 [12.5/8"x1"x2.1/16"]	mm 300 [11.13/16"]	\$ 1,360.00
	600	mm 620x25x53 [23.13/32"x1"x2.1/16"]	mm 600 [23.5/8"]	\$ 1,424.00
15	300	mm 320x25x53 [12.5/8"x1"x2.1/16"]	mm 300 [11.13/16"]	\$ 1,360.00
	600	mm 620x25x53 [23.13/32"x1"x2.1/16"]	mm 600 [23.5/8"]	\$ 1,424.00
16	300	mm 320x25x53 [12.5/8"x1"x2.1/16"]	mm 300 [11.13/16"]	\$ 1,262.00
	600	mm 620x25x53 [23.13/32"x1"x2.1/16"]	mm 600 [23.5/8"]	\$ 1,324.00
17A	300	mm 320x25x53 [12.5/8"x1"x2.1/16"]	mm 300 [11.13/16"]	\$ 1,420.00
	600	mm 620x25x53 [23.13/32"x1"x2.1/16"]	mm 600 [23.5/8"]	\$ 1,462.00
26/26D*	300	mm 320x25x53 [12.5/8"x1"x2.1/16"]	mm 300 [11.13/16"]	\$ 1,360.00
	600	mm 620x25x53 [23.13/32"x1"x2.1/16"]	mm 600 [23.5/8"]	\$ 1,424.00

* The pull is satin on its front and side edge, while polished on the rest.

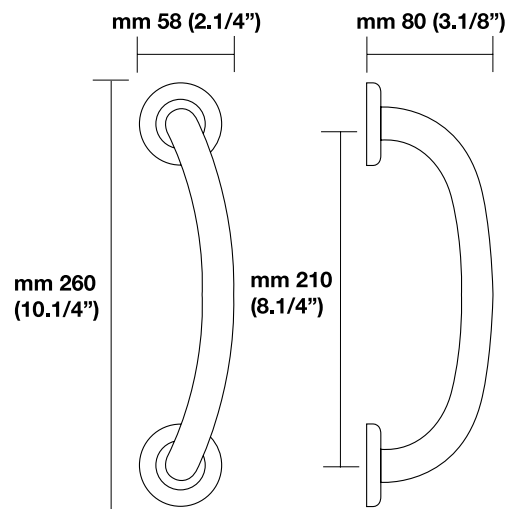
Note: Complete with fixing systems for single and back to back mounting on wood (X0531, X0528) and glass doors (X0530, X0528).

K 1188

design Valli Workshop
Material: Brass



Sizes/Misure



Conversions from metric to U.S. measurements are approximate.

K 1188 SINGLE

Finish	Size	Dimension	Center to center	Retail price
03	210	mm 260x58x80 [10.1/4"x2.1/4"x3.1/8"]	mm 210 [8.1/4"]	\$ 227.00
03D	210	mm 260x58x80 [10.1/4"x2.1/4"x3.1/8"]	mm 210 [8.1/4"]	\$ 227.00
06B	210	mm 260x58x80 [10.1/4"x2.1/4"x3.1/8"]	mm 210 [8.1/4"]	\$ 238.00
26D	210	mm 260x58x80 [10.1/4"x2.1/4"x3.1/8"]	mm 210 [8.1/4"]	\$ 238.00

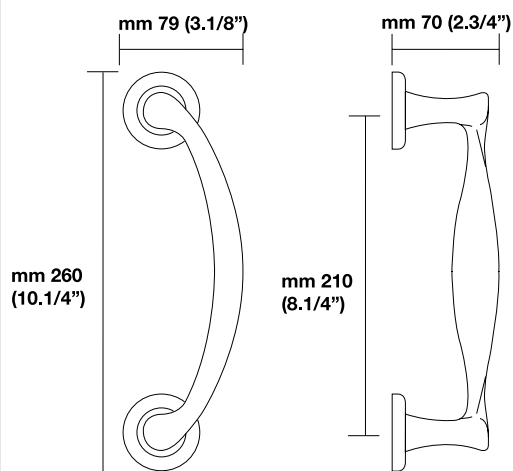
Note: Complete with fixing systems for single and back to back mounting on wood (X0526, X0523) and glass doors (X0525, X0523). Possibility of mounting without cover-nut rosettes.

K 1210 Serie Mizar

design Eero Aarnio
Material: Brass



Sizes/Misure



Conversions from metric to U.S. measurements are approximate.

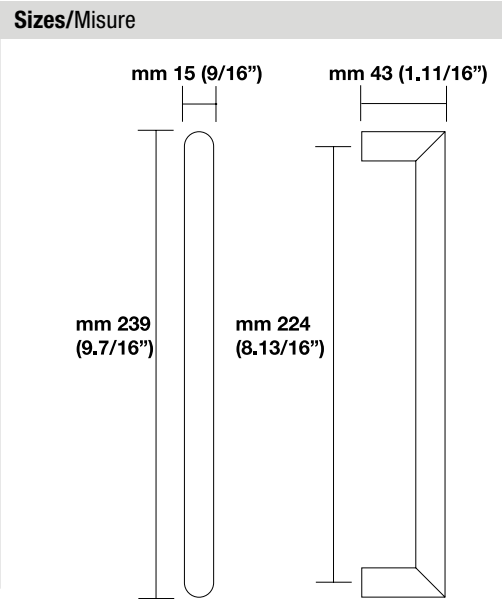
K 1210 SINGLE

Finish	Size	Dimension	Center to center	Retail price
03	210	mm 260x79x70 [10.1/4"x3.1/8"x2.3/4"]	mm 210 [8.1/4"]	\$ 258.00
03D	210	mm 260x79x70 [10.1/4"x3.1/8"x2.3/4"]	mm 210 [8.1/4"]	\$ 258.00
06	210	mm 260x79x70 [10.1/4"x3.1/8"x2.3/4"]	mm 210 [8.1/4"]	\$ 269.00
26D	210	mm 260x79x70 [10.1/4"x3.1/8"x2.3/4"]	mm 210 [8.1/4"]	\$ 269.00

Note: Complete with fixing systems for single and back to back mounting on wood (X0526, X0523) and glass doors (X0525, X0523). Possibility of mounting without cover-nut rosettes.

K 1219

design Valli Workshop
Material: **Stainless steel AISI 304**



Conversions from metric to U.S. measurements are approximate.

K 1219 SINGLE

Finish	Size	Dimension	Center to center	Retail price
32	224	mm 239x15x43 [9.7/16"x9/16"x1.11/16"]	mm 224 [8.13/16"]	\$ 117.00
32D	224	mm 239x15x43 [9.7/16"x9/16"x1.11/16"]	mm 224 [8.13/16"]	\$ 96.00

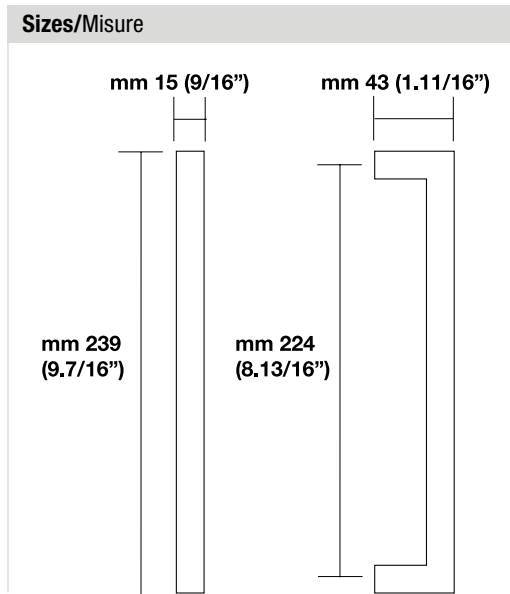
K 1219/K 1219 S - BACK TO BACK

Finish	Size	Dimension	Center to center	Retail price
32	224	mm 239x15x43 [9.7/16"x9/16"x1.11/16"]	mm 224 [8.13/16"]	\$ 238.00
32D	224	mm 239x15x43 [9.7/16"x9/16"x1.11/16"]	mm 224 [8.13/16"]	\$ 231.00

Note: Complete with fixing systems for single and back to back mounting on wood (X0373). For glass doors it can only be installed back to back (X0373).

K 1224

design Valli Workshop
Material: **Stainless steel AISI 304**



Conversions from metric to U.S. measurements are approximate.

K 1224 SINGLE

Finish	Size	Dimension	Center to center	Retail price
32D	224	mm 239x15x43 [9.7/16"x9/16"x1.11/16"]	mm 224 [8.13/16"]	\$ 120.00

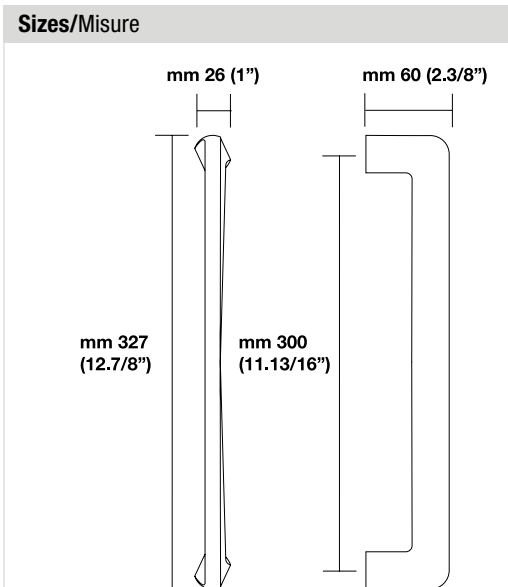
K 1224/K 1224 S - BACK TO BACK

Finish	Size	Dimension	Center to center	Retail price
32D	224	mm 239x15x43 [9.7/16"x9/16"x1.11/16"]	mm 224 [8.13/16"]	\$ 238.00

Note: Complete with fixing systems for single and back to back mounting on wood (X0373). For glass doors it can only be installed back to back (X0373).

K 1226 Serie Fedra

design Jean-Baptiste Sivertin Blanc
Material: Brass



Conversions from metric to U.S. measurements are approximate.

K 1226 SINGLE

Finish	Size	Dimension	Center to center	Retail price
26D/26*	300	mm 327x26x60 [12.7/8"x1"x2.3/8"]	mm 300 [11.13/16"]	\$ 369.00

K 1226/K 1226 S - BACK TO BACK

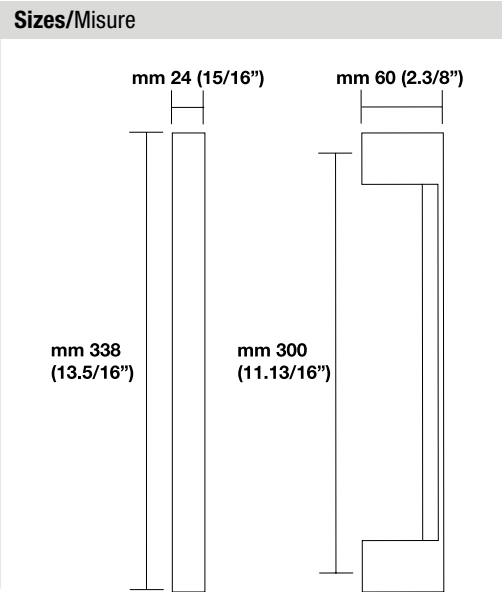
Finish	Size	Dimension	Center to center	Retail price
26D/26*	300	mm 327x26x60 [12.7/8"x1"x2.3/8"]	mm 300 [11.13/16"]	\$ 765.00

* The front and side edges are polished, while the rest is satin.

Note: Complete with fixing systems for single and back to back mounting on wood (X0531, X0528) and glass doors (X0530, X0528).

K 1228 Serie Bess

design Yoshimi Kono
Material: Solid Brass



Conversions from metric to U.S. measurements are approximate.

K 1228 SINGLE

Finish	Size	Dimension	Center to center	Retail price
26	300	mm 338x24x60 [13.5/16"x15/16"x2.3/8"]	mm 224 [8.13/16"]	\$ 357.00

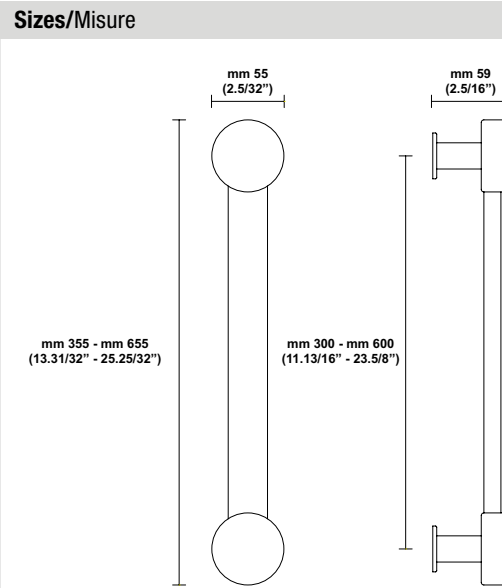
K 1228/K 1228 S - BACK TO BACK

Finish	Size	Dimension	Center to center	Retail price
26	300	mm 338x24x60 [13.5/16"x15/16"x2.3/8"]	mm 224 [8.13/16"]	\$ 759.00

Note: Complete with fixing systems for single and back to back mounting on wood (X0531, X0528) and glass doors (X0530, X0528).

K 1231

design Valli Workshop
Material: **Aluminum**



Conversions from metric to U.S. measurements are approximate.

K 1231 SINGLE

Finish	Size	Dimension	Center to center	Retail price
06M	300	mm 355x55x59 [14"x2.3/16"x2.5/16"]	mm 300 [11.13/16"]	\$ 343.00
	600	mm 655x55x59 [25.13/16"x2.3/16"x2.5/16"]	mm 600 [23.5/8"]	\$ 408.00
16	300	mm 355x55x59 [14"x2.3/16"x2.5/16"]	mm 300 [11.13/16"]	\$ 283.00
	600	mm 655x55x59 [25.13/16"x2.3/16"x2.5/16"]	mm 600 [23.5/8"]	\$ 326.00
22M	300	mm 355x55x59 [14"x2.3/16"x2.5/16"]	mm 300 [11.13/16"]	\$ 283.00
	600	mm 655x55x59 [25.13/16"x2.3/16"x2.5/16"]	mm 600 [23.5/8"]	\$ 326.00
26	300	mm 355x55x59 [14"x2.3/16"x2.5/16"]	mm 300 [11.13/16"]	\$ 289.00
	600	mm 655x55x59 [25.13/16"x2.3/16"x2.5/16"]	mm 600 [23.5/8"]	\$ 334.00
26D	300	mm 355x55x59 [14"x2.3/16"x2.5/16"]	mm 300 [11.13/16"]	\$ 289.00
	600	mm 655x55x59 [25.13/16"x2.3/16"x2.5/16"]	mm 600 [23.5/8"]	\$ 334.00

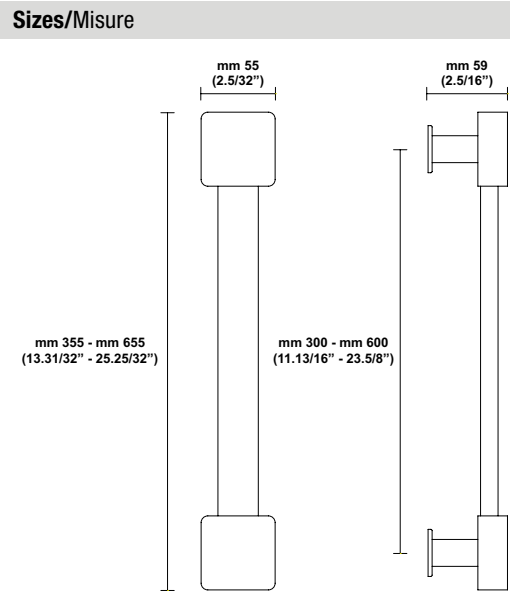
K 1231/K 1231 S - BACK TO BACK

Finish	Size	Dimension	Center to center	Retail price
06M	300	mm 355x55x59 [14"x2.3/16"x2.5/16"]	mm 300 [11.13/16"]	\$ 727.00
	600	mm 655x55x59 [25.13/16"x2.3/16"x2.5/16"]	mm 600 [23.5/8"]	\$ 857.00
16	300	mm 355x55x59 [14"x2.3/16"x2.5/16"]	mm 300 [11.13/16"]	\$ 608.00
	600	mm 655x55x59 [25.13/16"x2.3/16"x2.5/16"]	mm 600 [23.5/8"]	\$ 693.00
22M	300	mm 355x55x59 [14"x2.3/16"x2.5/16"]	mm 300 [11.13/16"]	\$ 608.00
	600	mm 655x55x59 [25.13/16"x2.3/16"x2.5/16"]	mm 600 [23.5/8"]	\$ 693.00
26	300	mm 355x55x59 [14"x2.3/16"x2.5/16"]	mm 300 [11.13/16"]	\$ 620.00
	600	mm 655x55x59 [25.13/16"x2.3/16"x2.5/16"]	mm 600 [23.5/8"]	\$ 710.00
26D	300	mm 355x55x59 [14"x2.3/16"x2.5/16"]	mm 300 [11.13/16"]	\$ 620.00
	600	mm 655x55x59 [25.13/16"x2.3/16"x2.5/16"]	mm 600 [23.5/8"]	\$ 710.00

Note: Complete with fixing systems for single and back to back mounting on wood (X0531, X0528) and glass doors (X0530, X0528).

K 1235

design Valli Workshop
Material: **Aluminum**



Conversions from metric to U.S. measurements are approximate.

K 1235 SINGLE

Finish	Size	Dimension	Center to center	Retail price
26	300	mm 355x55x59 [14"x2.3/16"x2.5/16"]	mm 300 [11.13/16"]	\$ 360.00
	600	mm 655x55x59 [25.13/16"x2.3/16"x2.5/16"]	mm 600 [23.5/8"]	\$ 403.00
26D	300	mm 355x55x59 [14"x2.3/16"x2.5/16"]	mm 300 [11.13/16"]	\$ 360.00
	600	mm 655x55x59 [25.13/16"x2.3/16"x2.5/16"]	mm 600 [23.5/8"]	\$ 403.00

K 1235/K 1235 S - BACK TO BACK

Finish	Size	Dimension	Center to center	Retail price
26	300	mm 355x55x59 [14"x2.3/16"x2.5/16"]	mm 300 [11.13/16"]	\$ 762.00
	600	mm 655x55x59 [25.13/16"x2.3/16"x2.5/16"]	mm 600 [23.5/8"]	\$ 847.00
26D	300	mm 355x55x59 [14"x2.3/16"x2.5/16"]	mm 300 [11.13/16"]	\$ 762.00
	600	mm 655x55x59 [25.13/16"x2.3/16"x2.5/16"]	mm 600 [23.5/8"]	\$ 847.00

Note: Complete with fixing systems for single and back to back mounting on wood (X0531, X0528) and glass doors (X0530, X0528).





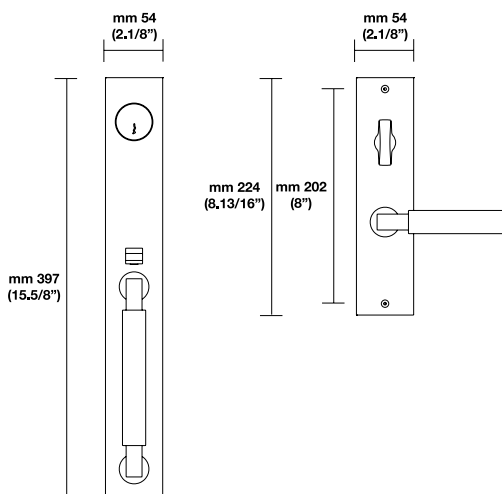
Handlesets

K 1810 Entry handleset

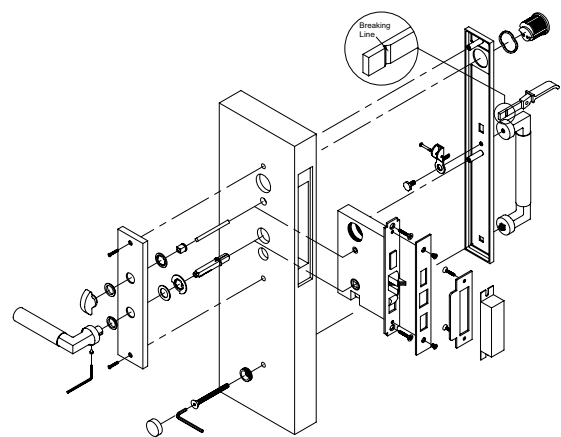


(Shown with H 1044 door lever on the interior)

Sizes/Misure



ML-TP F Entry Handleset



K 1810 Entry handleset

Any lever of the Valli&Valli collection can be used as interior trim. Choose a model from one of the groups below.

GROUP I

H198, H1003, H1022, H1024, H1050, H4730, H4742, K1155, K1160, K1168, K1170

Finish	Retail Price	
	Entry/ENT	Dummy Set/FD
 26	\$ 1,346.00	\$ 656.00
 26D	\$ 1,380.00	\$ 679.00

GROUP II

H165, H174, H176, H1016, H1018, H1026, H1027, H1044U, H1045, H1046, H1049, H1052, H1054, H1055, H1056, H1057, H1061, H1062, H1066

Finish	Retail Price	
	Entry/ENT	Dummy Set/FD
 26	\$ 1,369.00	\$ 691.00
 26D	\$ 1,392.00	\$ 702.00

GROUP III

H1039, H1040, H1060, H1067, H1068, H1748, K1054, K1055, K1056, K1060, K1061, K1067, K1171, K1730

Finish	Retail Price	
	Entry/ENT	Dummy Set/FD
 26	\$ 1,474.00	\$ 795.00
 26D	\$ 1,497.00	\$ 808.00

GROUP IV

H163, H192, H1004, H1037, H1043, H1044, H1058

Finish	Retail Price	
	Entry/ENT	Dummy Set/FD
 26	\$ 1,310.00	\$ 632.00
 26D	\$ 1,346.00	\$ 644.00

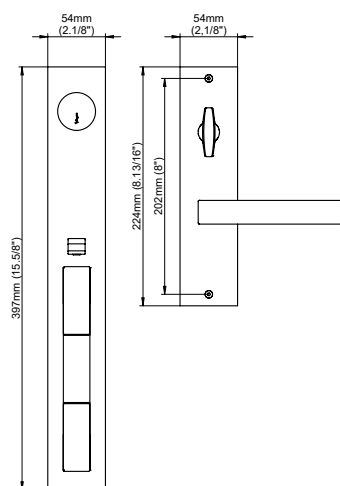
The finishes above are considered standard.
 Different finishes are available upon special request.
 See pages 20-21 for more options and page 15 for pricing.

K 1868 Entry handleset

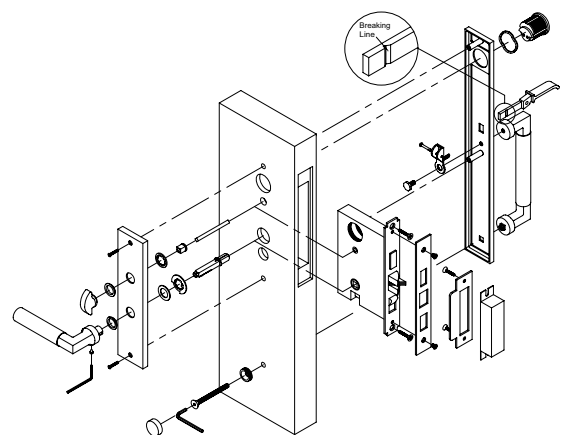


(Shown with H 1068 door lever on the interior)

Sizes/Misure



ML-TP F Entry Handleset



K 1868 Entry handleset

Any lever of the Valli&Valli collection can be used as interior trim. Choose a model from one of the groups below.

GROUP I

H198, H1003, H1022, H1024, H1050, H4730, H4742, K1155, K1160, K1168, K1170

Finish	Retail Price	
	Entry/ENT	Dummy Set/FD
 26	\$ 1,480.00	\$ 722.00
 26D	\$ 1,518.00	\$ 747.00

GROUP II

H165, H174, H176, H1016, H1018, H1026, H1027, H1044U, H1045, H1046, H1049, H1052, H1054, H1055, H1056, H1057, H1061, H1062, H1066

Finish	Retail Price	
	Entry/ENT	Dummy Set/FD
 26	\$ 1,506.00	\$ 760.00
 26D	\$ 1,532.00	\$ 772.00

GROUP III

H1039, H1040, H1060, H1067, H1068, H1748, K1054, K1055, K1056, K1060, K1061, K1067, K1171, K1730

Finish	Retail Price	
	Entry/ENT	Dummy Set/FD
 26	\$ 1,622.00	\$ 875.00
 26D	\$ 1,646.00	\$ 888.00

GROUP IV

H163, H192, H1004, H1037, H1043, H1044, H1058

Finish	Retail Price	
	Entry/ENT	Dummy Set/FD
 26	\$ 1,440.00	\$ 696.00
 26D	\$ 1,480.00	\$ 708.00

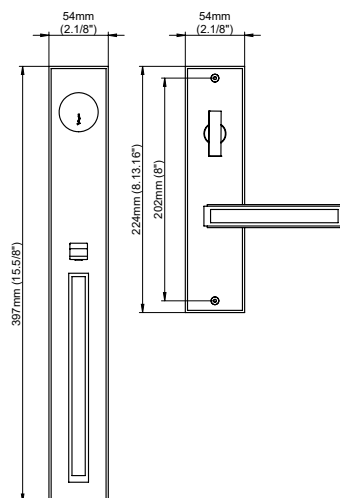
The finishes above are considered standard.
Different finishes are available upon special request.
See pages 20-21 for more options and page 15 for pricing.

K 1869 Entry handleset

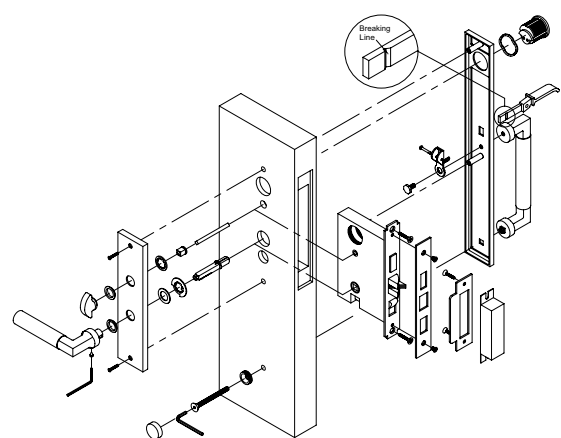


(Shown with H 1056 door lever on the interior)

Sizes/Misure



ML-TP F Entry Handleset



K 1869 Entry handleset

Any lever of the Valli&Valli collection can be used as interior trim. Choose a model from one of the groups below.

GROUP I H198, H1003, H1022, H1024, H1050, H4730, H4742, K1155, K1160, K1168, K1170

Finish	Retail Price	
	Entry/ENT	Dummy Set/FD
 26	\$ 1,346.00	\$ 656.00
 26D	\$ 1,380.00	\$ 679.00

GROUP II H165, H174, H176, H1016, H1018, H1026, H1027, H1044U, H1045, H1046, H1049, H1052, H1054, H1055, H1056, H1057, H1061, H1062, H1066

Finish	Retail Price	
	Entry/ENT	Dummy Set/FD
 26	\$ 1,369.00	\$ 691.00
 26D	\$ 1,392.00	\$ 702.00

GROUP III H1039, H1040, H1060, H1067, H1068, H1748, K1054, K1055, K1056, K1060, K1061, K1067, K1171, K1730

Finish	Retail Price	
	Entry/ENT	Dummy Set/FD
 26	\$ 1,474.00	\$ 795.00
 26D	\$ 1,497.00	\$ 808.00

GROUP IV H163, H192, H1004, H1037, H1043, H1044, H1058

Finish	Retail Price	
	Entry/ENT	Dummy Set/FD
 26	\$ 1,310.00	\$ 632.00
 26D	\$ 1,346.00	\$ 644.00

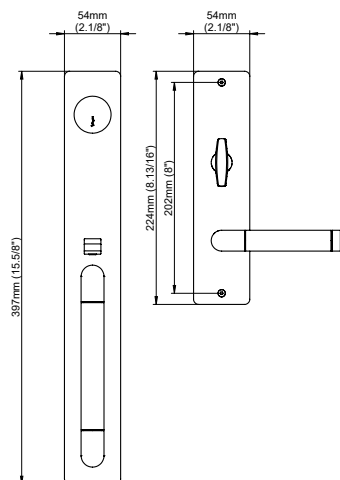
The finishes above are considered standard.
 Different finishes are available upon special request.
 See pages 20-21 for more options and page 15 for pricing.

K 1870 Entry handleset

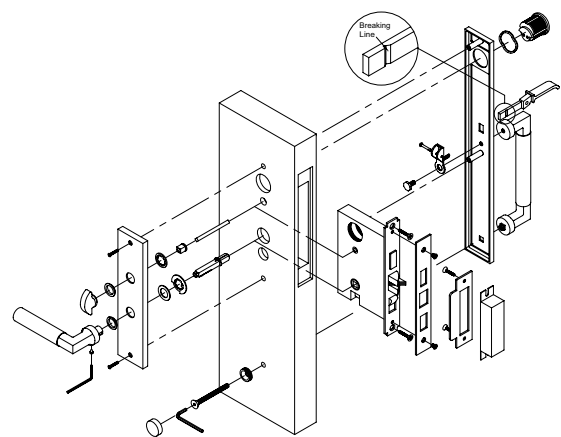


(Shown with H 4730 door lever on the interior)

Sizes/Misure



ML-TP F Entry Handleset



K 1870 Entry handleset

Any lever of the Valli&Valli collection can be used as interior trim. Choose a model from one of the groups below.

GROUP I

H198, H1003, H1022, H1024, H1050, H4730, H4742, K1155, K1160, K1168, K1170

Finish	Retail Price	
	Entry/ENT	Dummy Set/FD
 26	\$ 1,346.00	\$ 656.00
 26D	\$ 1,380.00	\$ 679.00

GROUP II

H165, H174, H176, H1016, H1018, H1026, H1027, H1044U, H1045, H1046, H1049, H1052, H1054, H1055, H1056, H1057, H1061, H1062, H1066

Finish	Retail Price	
	Entry/ENT	Dummy Set/FD
 26	\$ 1,369.00	\$ 691.00
 26D	\$ 1,392.00	\$ 702.00

GROUP III

H1039, H1040, H1060, H1067, H1068, H1748, K1054, K1055, K1056, K1060, K1061, K1067, K1171, K1730

Finish	Retail Price	
	Entry/ENT	Dummy Set/FD
 26	\$ 1,474.00	\$ 795.00
 26D	\$ 1,497.00	\$ 808.00

GROUP IV

H163, H192, H1004, H1037, H1043, H1044, H1058

Finish	Retail Price	
	Entry/ENT	Dummy Set/FD
 26	\$ 1,310.00	\$ 632.00
 26D	\$ 1,346.00	\$ 644.00

The finishes above are considered standard.
Different finishes are available upon special request.
See pages 20-21 for more options and page 15 for pricing.





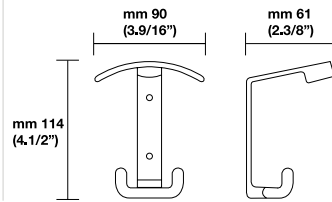
Coat Hooks

E 180

design Cini Boeri
Material: Brass



Sizes/Misure



Conversions from metric to U.S. measurements are approximate.

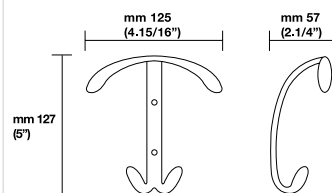
Finish	Dimension	Retail price
03	mm 114x90x61 [4.1/2"x3.9/16"x2.3/8"]	\$ 86.00
26D	mm 114x90x61 [4.1/2"x3.9/16"x2.3/8"]	\$ 76.00

E 182

design Valli Workshop
Material: Brass



Sizes/Misure

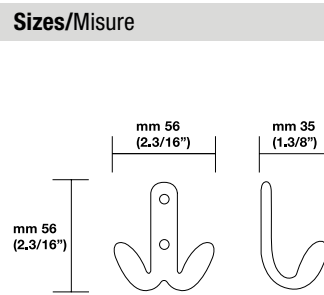


Conversions from metric to U.S. measurements are approximate.

Finish	Dimension	Retail price
03	mm 127x125x57 [5"x4.15/16"x2.1/4"]	\$ 53.00
06B	mm 127x125x57 [5"x4.15/16"x2.1/4"]	\$ 63.00
26	mm 127x125x57 [5"x4.15/16"x2.1/4"]	\$ 58.00
26D	mm 127x125x57 [5"x4.15/16"x2.1/4"]	\$ 55.00

E 183

design Valli Workshop
Material: Brass



Conversions from metric to U.S. measurements are approximate.

Finish	Dimension	Retail price
03	mm 56x56x35 [2.3/16"x2.3/16"x1.3/8"]	\$ 27.00
06B	mm 56x56x35 [2.3/16"x2.3/16"x1.3/8"]	\$ 33.00
26	mm 56x56x35 [2.3/16"x2.3/16"x1.3/8"]	\$ 27.00
26D	mm 56x56x35 [2.3/16"x2.3/16"x1.3/8"]	\$ 29.00



Pocket Doors

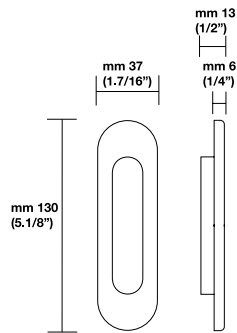


K 1186

design Valli Workshop
Material: Brass



Sizes/Misure



Conversions from metric to U.S. measurements are approximate.

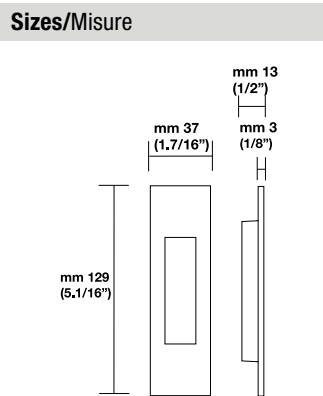
K1186 SFC (Dummy piece)

Finish	Dimension	Retail price
03	mm 130x37x13 [5.1/8"x1.7/16"x1/2"]	\$ 72.00
03D	mm 130x37x13 [5.1/8"x1.7/16"x1/2"]	\$ 72.00
06A	mm 130x37x13 [5.1/8"x1.7/16"x1/2"]	\$ 75.00
06B	mm 130x37x13 [5.1/8"x1.7/16"x1/2"]	\$ 72.00
15	mm 130x37x13 [5.1/8"x1.7/16"x1/2"]	\$ 91.00
26	mm 130x37x13 [5.1/8"x1.7/16"x1/2"]	\$ 72.00
26D	mm 130x37x13 [5.1/8"x1.7/16"x1/2"]	\$ 75.00

The options listed above are considered standard.
For more options on finishes see pages 20-21 and pricing at page 15.

K 1195

design Valli Workshop
Material: Brass



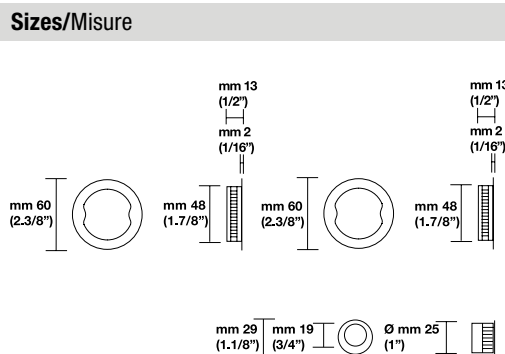
Conversions from metric to U.S. measurements are approximate.

K1195 SFC (Dummy piece)

Finish	Dimension	Retail price
26	mm 129x37x13 [5.1/16"x1.7/16"x1/2"]	\$ 79.00
26D	mm 129x37x13 [5.1/16"x1.7/16"x1/2"]	\$ 83.00

K 1202 Serie Trittico

design Valli Workshop
Material: Brass



Conversions from metric to U.S. measurements are approximate.

K 1202 PASSAGE (Complete set with recessed finger pull - no lock)

Finish	Dimension	Retail price
03	mm 60x48x13 [2.3/8"x1.7/8"x1/2"]	\$ 117.00
03D	mm 60x48x13 [2.3/8"x1.7/8"x1/2"]	\$ 117.00
06A	mm 60x48x13 [2.3/8"x1.7/8"x1/2"]	\$ 117.00
15	mm 60x48x13 [2.3/8"x1.7/8"x1/2"]	\$ 170.00
26	mm 60x48x13 [2.3/8"x1.7/8"x1/2"]	\$ 131.00
26D	mm 60x48x13 [2.3/8"x1.7/8"x1/2"]	\$ 131.00

The privacy flush pulls accommodate 1.3/4" and 1.3/8" door thickness.
1.3/8" door thickness requires minimum pocket width of 2.1/6",
a spacer will add 1/8" to surface on both sides of the door.

The finishes above are considered standard.
For different finish options see pages 20-21 and pricing at page 15.

K 1203 Serie Trittico

design Valli Workshop
Material: Brass









Sizes/Misure

mm 29 (1.1/8") | mm 19 (3/4") |  | Ø mm 25 (1") | 

Conversions from metric to U.S. measurements are approximate.

K 1203 (Recessed finger pull – spare part)

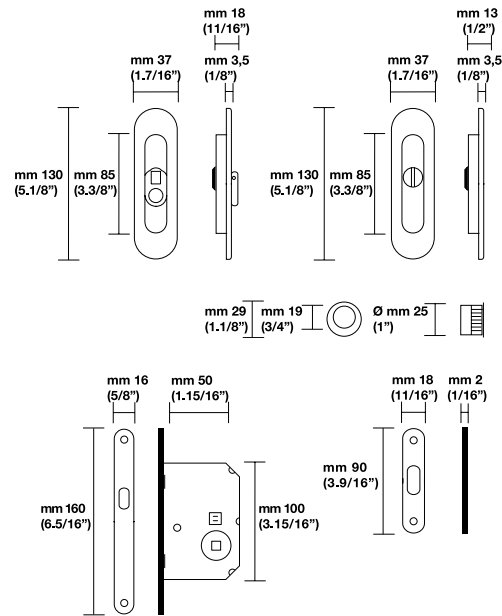
Finish	Diameter	Retail price
 03	mm 25 [1"]	\$ 30.00
 03D	mm 25 [1"]	\$ 30.00
 06A	mm 25 [1"]	\$ 30.00
 15	mm 25 [1"]	\$ 32.00
 26	mm 25 [1"]	\$ 32.00
 26D	mm 25 [1"]	\$ 32.00

K 1204 Serie Tancredi

design Valli Workshop
Material: Brass



Sizes/Misure



Conversions from metric to U.S. measurements are approximate.

K 1204 PRIVACY (Complete set with European style lock and recessed finger pull)

Finish	Dimension	Retail Price
		Door thickness 1.3/4"
03	mm 130x37x18 [5.1/8"x1.7/16"x11/16"]	\$ 243.00
03D	mm 130x37x18 [5.1/8"x1.7/16"x11/16"]	\$ 243.00
06A	mm 130x37x18 [5.1/8"x1.7/16"x11/16"]	\$ 243.00
15	mm 130x37x18 [5.1/8"x1.7/16"x11/16"]	\$ 387.00
26	mm 130x37x18 [5.1/8"x1.7/16"x11/16"]	\$ 267.00
26D	mm 130x37x18 [5.1/8"x1.7/16"x11/16"]	\$ 267.00

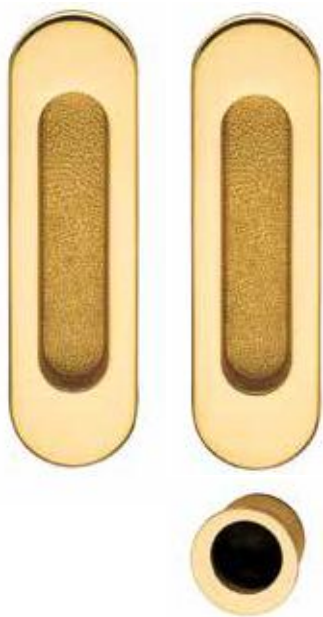
The privacy flush pulls accommodate 1.3/4" and 1.3/8" door thickness.
1.3/8" door thickness requires minimum pocket width of 2.1/6", a spacer will add 1/8" to surface on both sides of the door.

The finishes above are considered standard.
For different finish options see pages 20-21 and pricing at page 15.
The pocket door Thumbturn does not flush complete.
The Thumbturn protrudes 7/32" from surface plate.

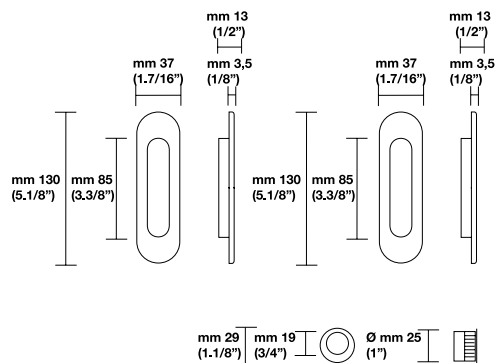
Satin nickel pulls are combined with Satin chrome face and strike plates.
Polished nickel pulls are combined with Polished chrome face and strike plate.

K 1206 Serie Tancredi

design Valli Workshop
Material: Brass



Sizes/Misure



Conversions from metric to U.S. measurements are approximate.

K 1206 PASSAGE (Complete set with recessed finger pull - no lock)

Finish	Dimension	Retail Price
		Door thickness 1.3/4"
03	mm 130x37x13 [5.1/8"x1.7/16"x1/2"]	\$ 146.00
03D	mm 130x37x13 [5.1/8"x1.7/16"x1/2"]	\$ 146.00
06A	mm 130x37x13 [5.1/8"x1.7/16"x1/2"]	\$ 146.00
15	mm 130x37x13 [5.1/8"x1.7/16"x1/2"]	\$ 231.00
26	mm 130x37x13 [5.1/8"x1.7/16"x1/2"]	\$ 160.00
26D	mm 130x37x13 [5.1/8"x1.7/16"x1/2"]	\$ 160.00

The privacy flush pulls accommodate 1.3/4" and 1.3/8" door thickness.

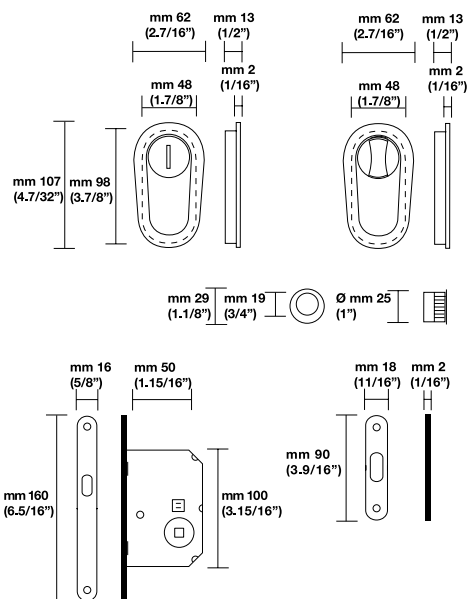
The finishes above are considered standard.
For different finish options see pages 20-21 and pricing at page 15..

K 1211 Serie Orfeide

design Scrigno
Material: Brass



Sizes/Misure



Conversions from metric to U.S. measurements are approximate.

K 1211 PRIVACY (Complete set with lock and recessed finger pull)

Finish	Dimension	Retail Price	
		Door thickness 1.3/4"	Door thickness 1.3/8"
03	mm 107x62x13 [4.7/32"x2.7/16"x1/2"]	\$ 355.00	\$ 429.00
14	mm 107x62x13 [4.7/32"x2.7/16"x1/2"]	\$ 404.00	\$ 491.00
15	mm 107x62x13 [4.7/32"x2.7/16"x1/2"]	\$ 387.00	\$ 460.00
26	mm 107x62x13 [4.7/32"x2.7/16"x1/2"]	\$ 369.00	\$ 429.00
26D	mm 107x62x13 [4.7/32"x2.7/16"x1/2"]	\$ 369.00	\$ 429.00

The privacy flush pulls accommodate 1.3/4" and 1.3/8" door thickness. 1.3/8" door thickness requires minimum pocket width of 2.1/6", a spacer will add 1/8" to surface on both sides of the door.

The finishes above are considered standard. For different finish options see pages 20-21 and pricing at page 15. The Thumbturn protrudes 7/32" from surface plate. The pocket door Thumbturn does not flush complete.

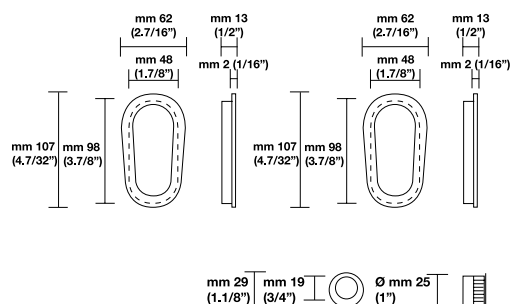
Satin nickel trims are combined with Satin chrome face and strike plates. Polished nickel trims are combined with Polished chrome face and strike plates.

K 1212 Serie Orfeide

design Scigno
Material: Brass



Sizes/Misure



Conversions from metric to U.S. measurements are approximate.

K 1212 PASSAGE (Complete set with recessed finger pull - no lock)

Finish	Dimension	Retail Price
03	mm 107x62x13 [4.7/32"x2.7/16"x1/2"]	\$ 183.00
14	mm 107x62x13 [4.7/32"x2.7/16"x1/2"]	\$ 260.00
15	mm 107x62x13 [4.7/32"x2.7/16"x1/2"]	\$ 210.00
26	mm 107x62x13 [4.7/32"x2.7/16"x1/2"]	\$ 233.00
26D	mm 107x62x13 [4.7/32"x2.7/16"x1/2"]	\$ 199.00

The privacy flush pulls accommodate 1.3/4" and 1.3/8" door thickness.

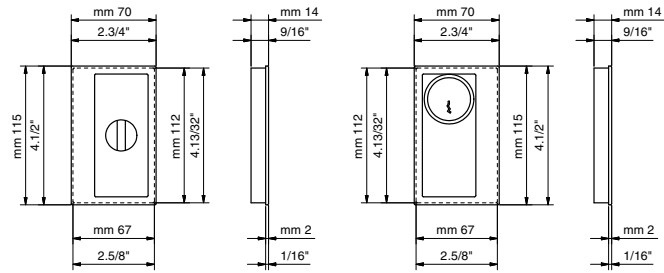
The finishes above are considered standard.
For different finish options see pages 20-21 and pricing at page 15.

K 1215 Entry

design Valli Workshop
Material: Brass

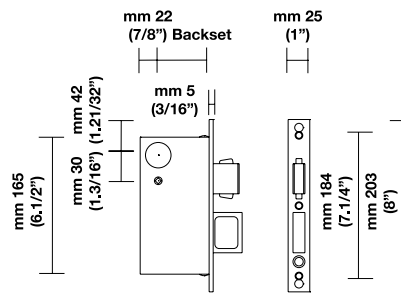


Sizes/Misure



Entry lock

Sizes/Misure



Conversions from metric to U.S. measurements are approximate.

K1215 Entry

Finish	Dimension	Retail Price
14	mm 115x70x13 [4.1/2"x2.3/4"x1/2"]	\$ 1,455.00
15	mm 115x70x13 [4.1/2"x2.3/4"x1/2"]	\$ 1,266.00
16	mm 115x70x13 [4.1/2"x2.3/4"x1/2"]	\$ 1,314.00
26	mm 115x70x13 [4.1/2"x2.3/4"x1/2"]	\$ 1,266.00
26D	mm 115x70x13 [4.1/2"x2.3/4"x1/2"]	\$ 1,266.00

The above sets are complete of interior, exterior trim and pull-out mortise lock.
Minimum door thickness: 1.3/4"
Must specify backset: 2.1/2" or 2.3/4".

Other backsets are available on special request.

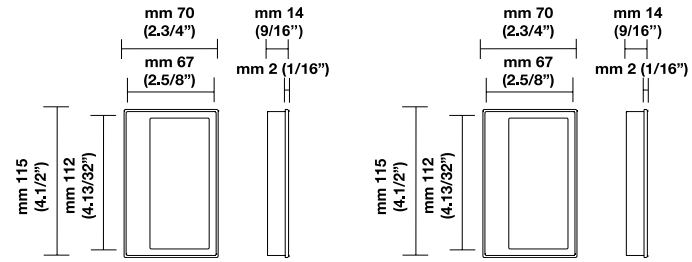
The finishes above are considered standard.
For different finish options see pages 20-21 and pricing at page 15.

K 1215 Passage

design Valli Workshop
Material: Brass

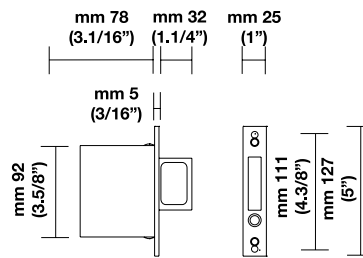


Sizes/Misure



Passage lock

Sizes/Misure



Conversions from metric to U.S. measurements are approximate.

K 1215 Passage

Finish	Dimension	Retail Price
14	mm 115x70x13 [4.1/2"x2.3/4"x1/2"]	\$ 753.00
15	mm 115x70x13 [4.1/2"x2.3/4"x1/2"]	\$ 753.00
16	mm 115x70x13 [4.1/2"x2.3/4"x1/2"]	\$ 753.00
26	mm 115x70x13 [4.1/2"x2.3/4"x1/2"]	\$ 753.00
26D	mm 115x70x13 [4.1/2"x2.3/4"x1/2"]	\$ 753.00

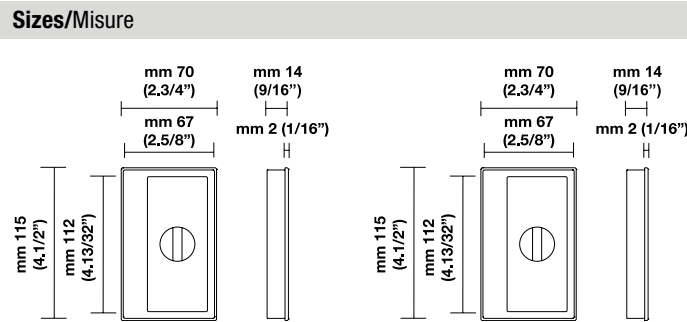
The above sets are complete of interior, exterior trim and pull-out mortise lock.
Minimum door thickness: 1.3/4"

The finishes above are considered standard.
For different finish options see pages 20-21 and pricing at page 15.

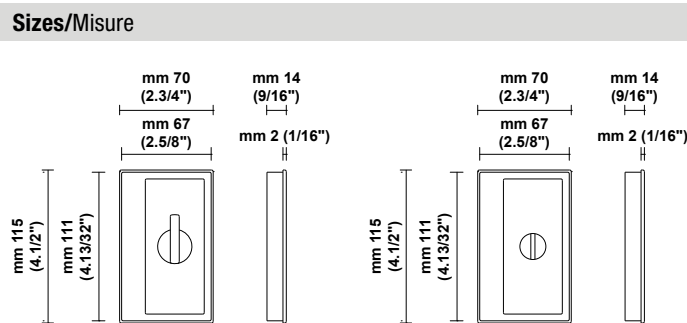
K 1215 Privacy

design Valli Workshop
Material: Brass

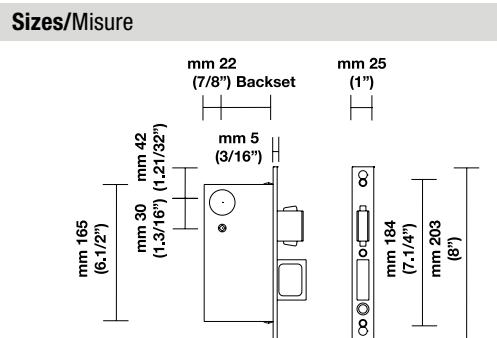
Standard Privacy



Privacy - ADA



Privacy lock



Conversions from metric to U.S. measurements are approximate.

K 1215 Privacy/Privacy ADA

Finish	Dimension	Retail Price	
		Privacy	Privacy ADA
14	mm 115x70x13 [4.1/2"x2.3/4"x1/2"]	\$ 1,265.00	\$ 1,455.00
15	mm 115x70x13 [4.1/2"x2.3/4"x1/2"]	\$ 1,101.00	\$ 1,266.00
16	mm 115x70x13 [4.1/2"x2.3/4"x1/2"]	\$ 1,153.00	\$ 1,314.00
26	mm 115x70x13 [4.1/2"x2.3/4"x1/2"]	\$ 1,101.00	\$ 1,266.00
26D	mm 115x70x13 [4.1/2"x2.3/4"x1/2"]	\$ 1,101.00	\$ 1,266.00

The above sets are complete of interior, exterior trim and pull-out mortise lock.
Minimum door thickness: 1.3/4"
Must specify backset: 2.1/2" or 2.3/4".

Other backsets are available on special request.

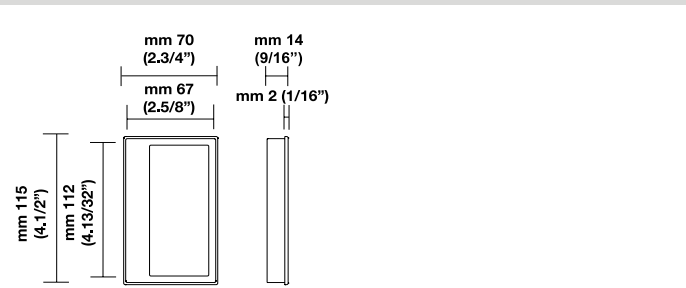
The finishes above are considered standard.
For different finish options see pages 20-21 and pricing at page 15.

K 1215 Dummy

design Valli Workshop
Material: Brass



Sizes/Misure



Conversions from metric to U.S. measurements are approximate.

K 1215 Dummy

Finish	Dimension	Retail Price
		DUMMY each
14	mm 115x70x13 [4.1/2"x2.3/4"x1/2"]	\$ 151.00
15	mm 115x70x13 [4.1/2"x2.3/4"x1/2"]	\$ 143.00
16	mm 115x70x13 [4.1/2"x2.3/4"x1/2"]	\$ 108.00
26	mm 115x70x13 [4.1/2"x2.3/4"x1/2"]	\$ 151.00
26D	mm 115x70x13 [4.1/2"x2.3/4"x1/2"]	\$ 143.00

Single dummy pull.

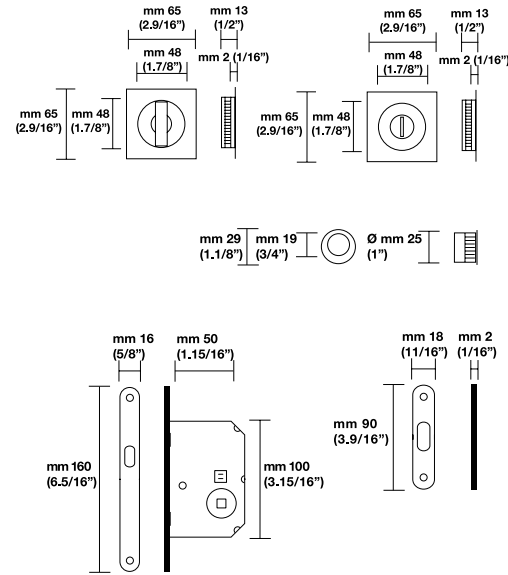
The finishes above are considered standard.
For different finish options see pages 20-21 and pricing at page 15.

K 1230 Serie Bess

design Yoshimi Kono
Material: Brass



Sizes/Misure



Conversions from metric to U.S. measurements are approximate.

K 1230 PRIVACY (Complete set with European style lock and recessed finger pull)

Finish	Dimension	Retail Price	
		Door thickness 1.3/4"	Door thickness 1.3/8"
14	mm 65x65x13 [2.9/16"x2.9/16"x1/2"]	\$ 346.00	\$ 398.00
15	mm 65x65x13 [2.9/16"x2.9/16"x1/2"]	\$ 346.00	\$ 398.00
26	mm 65x65x13 [2.9/16"x2.9/16"x1/2"]	\$ 301.00	\$ 348.00
26D	mm 65x65x13 [2.9/16"x2.9/16"x1/2"]	\$ 315.00	\$ 359.00

Also available with American privacy lock. A different thumb turn is supplied. For details of the lock please see page 132.
For prices please contact our customer service.


The privacy flush pulls accommodate 1.3/4" and 1.3/8" door thickness. 1.3/8" door thickness requires minimum pocket width of 2.1/6", a spacer will add 1/8" to surface on both sides of the door.

The finishes above are considered standard. For different finish options see pages 20-21 and pricing at page 15.

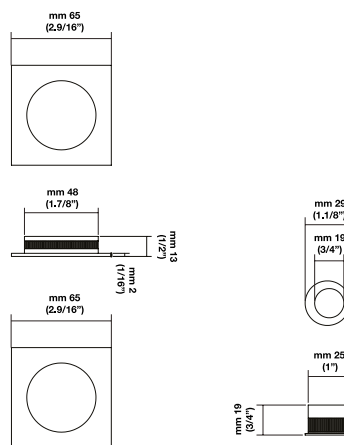
Satin nickel pulls are combined with Satin chrome face and strike plates.
Polished nickel pulls are combined with Polished chrome face and strike plates.

K 1232 Serie Bess

design Yoshimi Kono
Material: Brass



Sizes/Misure



Conversions from metric to U.S. measurements are approximate.

K 1232 PASSAGE (Complete set with recessed finger pull - no lock)

Finish	Dimension	Retail Price
14	mm 65x65x13 [2.9/16"x2.9/16"x1/2"]	\$ 175.00
15	mm 65x65x13 [2.9/16"x2.9/16"x1/2"]	\$ 170.00
26	mm 65x65x13 [2.9/16"x2.9/16"x1/2"]	\$ 152.00
26D	mm 65x65x13 [2.9/16"x2.9/16"x1/2"]	\$ 159.00

Also available with American passage lock. See details at page 131.
For prices please contact our customer service.

The privacy flush pulls accommodate 1.3/4" and 1.3/8" door thickness.

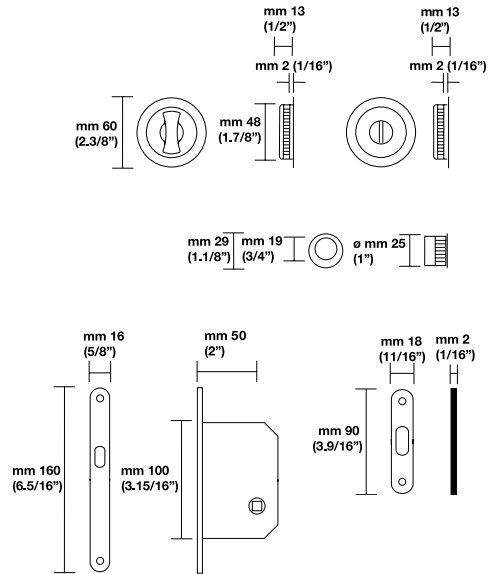
The finishes above are considered standard.
For different finish options see pages 20-21 and pricing at page 15.

K 4200

design Valli Workshop
Material: Brass



Sizes/Misure



Conversions from metric to U.S. measurements are approximate.

K 4200 PRIVACY (Complete set with European style lock and recessed finger pull)

Finish	Dimension		Retail Price	
			Door thickness 1.3/4"	Door thickness 1.3/8"
03	mm 25 [1"]	mm 60x48x13 [2.3/8"x1.7/8"x1/2"]	\$ 123.00	\$ 250.00
26	mm 25 [1"]	mm 60x48x13 [2.3/8"x1.7/8"x1/2"]	\$ 136.00	\$ 279.00
26D	mm 25 [1"]	mm 60x48x13 [2.3/8"x1.7/8"x1/2"]	\$ 136.00	\$ 285.00

Also available with American privacy lock. A different thumb turn is supplied. For details of the lock please see page 132.
For prices please contact our customer service.

The privacy flush pulls accommodate 1.3/4" and 1.3/8" door thickness. 1.3/8" door thickness requires minimum pocket width of 2.1/6", a spacer will add 1/8" to surface on both sides of the door.

The finishes above are considered standard. For different finish options see pages 20-21 and pricing at page 15.

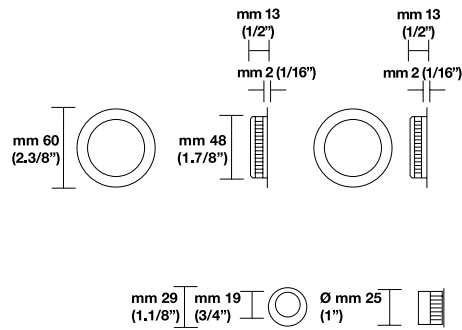
Satin nickel pulls are combined with Satin chrome face and strike plates.
Polished nickel pulls are combined with Polished chrome face and strike plates.

K 4202

design Valli Workshop
Material: Brass



Sizes/Misure



Conversions from metric to U.S. measurements are approximate.

K 4202 PASSAGE (Complete set with recessed finger pull - no lock)


Finish	Diameter	Dimension	Retail price
03	mm 25 [1"]	mm 60x48x13 [2.3/8"x1.7/8"x1/2"]	\$ 65.00
26	mm 25 [1"]	mm 60x48x13 [2.3/8"x1.7/8"x1/2"]	\$ 72.00
26D	mm 25 [1"]	mm 60x48x13 [2.3/8"x1.7/8"x1/2"]	\$ 72.00

Also available with American passage lock. For details of the lock please see page 131.
For prices please contact our customer service.

The privacy flush pulls accommodate 1.3/4" and 1.3/8" door thickness.

The finishes above are considered standard.
For different finish options see pages 20-21 and pricing at page 15.

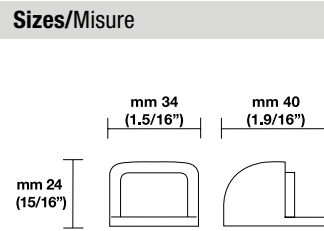




Door Stoppers

L 190

design Valli Workshop
Material: **Brass**

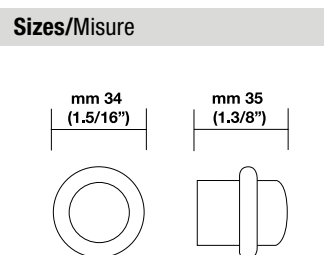


Conversions from metric to U.S. measurements are approximate.

Finish	Dimension	Retail price
03	mm 34x24x40 [1.9/16"x15/16"x1.5/16"]	\$ 37.00
06B	mm 34x24x40 [1.9/16"x15/16"x1.5/16"]	\$ 37.00
14	mm 34x24x40 [1.9/16"x15/16"x1.5/16"]	\$ 45.00
26	mm 34x24x40 [1.9/16"x15/16"x1.5/16"]	\$ 37.00
26D	mm 34x24x40 [1.9/16"x15/16"x1.5/16"]	\$ 42.00

L 192

design Valli Workshop
Material: **Brass**



Conversions from metric to U.S. measurements are approximate.

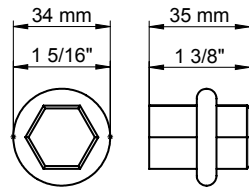
Finish	Dimension	Retail price
03	mm 34x35 [1.5/16"x1.3/8"]	\$ 31.00
03D	mm 34x35 [1.5/16"x1.3/8"]	\$ 31.00
06A	mm 34x35 [1.5/16"x1.3/8"]	\$ 45.00
06B	mm 34x35 [1.5/16"x1.3/8"]	\$ 45.00
14	mm 34x35 [1.5/16"x1.3/8"]	\$ 44.00
15	mm 34x35 [1.5/16"x1.3/8"]	\$ 44.00
26	mm 34x35 [1.5/16"x1.3/8"]	\$ 46.00
26D	mm 34x35 [1.5/16"x1.3/8"]	\$ 36.00

L 198

design Valli Workshop
Material: **Brass**



Sizes/Misure



Conversions from metric to U.S. measurements are approximate.

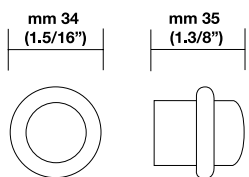
Finish	Dimension	Retail price
03	mm 34x35 [1.5/16"x1.3/8"]	\$ 32.00
03D	mm 34x35 [1.5/16"x1.3/8"]	\$ 35.00
14	mm 34x35 [1.5/16"x1.3/8"]	\$ 42.00
15	mm 34x35 [1.5/16"x1.3/8"]	\$ 45.00
26	mm 34x35 [1.5/16"x1.3/8"]	\$ 38.00
26D	mm 34x35 [1.5/16"x1.3/8"]	\$ 40.00

L 490 Stainless

design Valli Workshop
Material: **Stainless steel AISI 304**




Sizes/Misure



Conversions from metric to U.S. measurements are approximate.

Finish	Dimension	Retail price
32D	mm 34x35 [1.5/16"x1.3/8"]	\$ 32.00

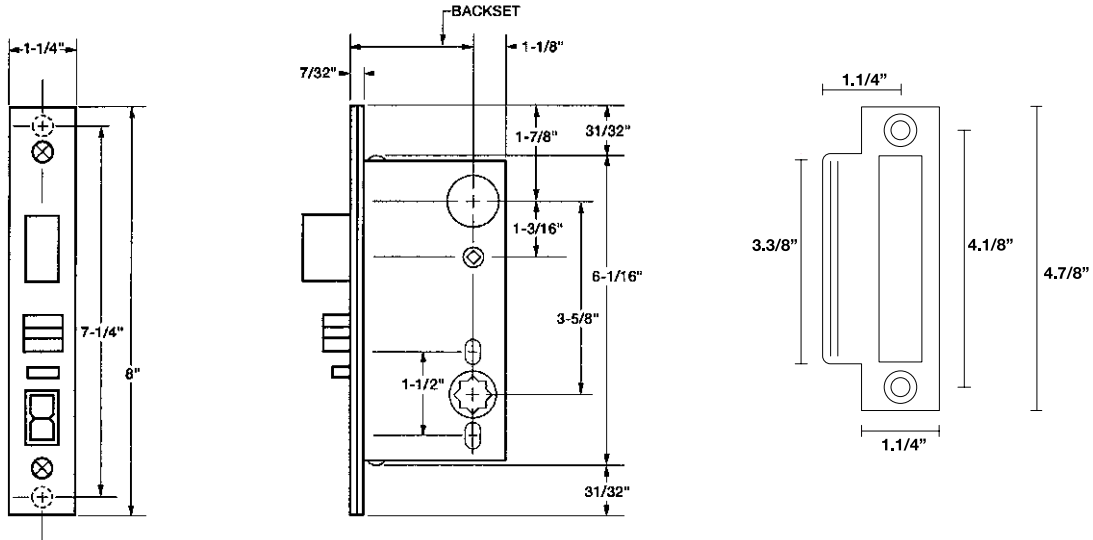




Mortise Locks

Each lever and knob design in this catalog is available for mortise lock application. Valli&Valli provides mortise locks of different backsets and functions.

1. Standard backset lock

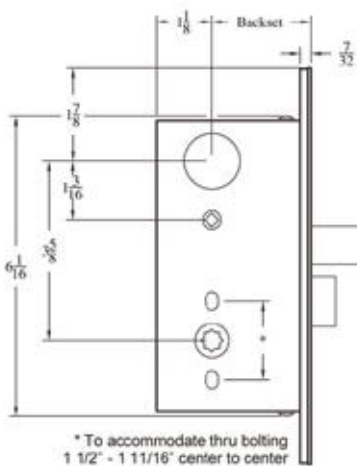


Lock front (Shown ML-FD function)

Lock body (Shown ML-FD function)

Universal Strike plate

2. Narrow backset lock



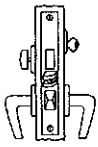
STANDARD BACKSETS: 2.3/4" - 2.1/2"

SPECIAL BACKSETS ON REQUEST:

1.1/4" - 1.1/2" - 1.3/4" - 2" - 2.1/4" - 3" - 5"
Different customized backsets may be produced upon special request and after technical approval.

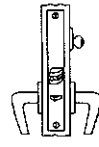
Upcharges apply to different backset requests. See page 15 for details.

Magnetic mortise locks also available on request. See page 15 for pricing



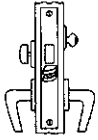
ML-F ENTRANCE

Latch bolt by key outside and lever either side unless outside lever is locked by toggle-action stop.
Dead bolt by key outside and turnpiece inside.
Turning inside lever retracts latch and dead bolt simultaneously. Outside lever remains locked.



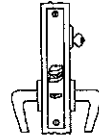
ML-ELECT ELECTRIFIED

Must Specify: EU = Fail secure or EL = Fail safe
Voltage: 24 VDC or 12 VDC
Latch by lever inside and key outside.
Outside lever is always rigid.
Auxiliary latch deadlocks latch bolt.



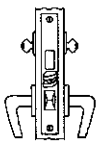
ML-FW DORMITORY

Latch bolt by lever either side.
Dead bolt by key outside and turnpiece inside.
A turn of inside lever retracts latch and dead bolt simultaneously-automatically unlocking outside lever.
No Toggle.



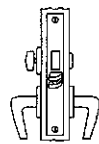
ML-J CLASSROOM

Latch bolt by key outside and lever either side unless outside lever is locked by key outside.
Auxiliary latch deadlocks latch bolt.



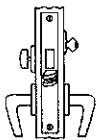
ML-AC ENTRANCE

Latch bolt by lever either side unless outside lever is locked by toggle action stop.
Dead bolt by key either side.



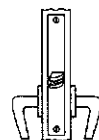
ML-LF PRIVACY

Latch bolt by lever either side.
Dead bolt by turnpiece inside and coin key outside.
A turn of inside lever retracts latch and dead bolt simultaneously-automatically unlocking outside lever.



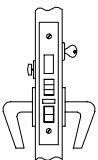
ML-B ENTRANCE

Latch bolt by lever either side.
Dead bolt by key outside and thumbturn inside.
No Toggle. No emergency egress.



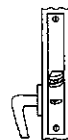
ML-N PASSAGE

Latch bolt by lever either side.



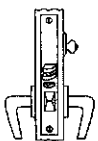
ML-FD ENTRANCE / APARTMENT LOCK

Latch bolt by key outside and lever either side. Unless outside lever is locked by toggle-action stop.
Dead bolt by key outside and turnpiece inside.
Turning inside lever retracts latch and dead bolt simultaneously. Outside lever remains locked.
Auxiliary latch deadlocks latch bolt and prevents manipulation of locked toggle action stop.



ML-NC COMMUNICATING

Latch bolt by lever one side.



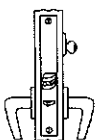
ML-E OFFICE

Latch bolt by key outside and lever either side unless outside lever is locked by toggle-action stop.
Auxiliary latch deadlocks latch bolt.



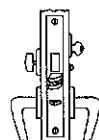
ML-LFC COMMUNICATING

Latch bolt by lever inside only.
Dead bolt by turnpiece inside only.
A turn of inside lever retracts latch and dead bolt simultaneously-automatically unlocking door.



ML-EW STOREROOM

Latch by lever inside and key outside.
Outside lever is always rigid.
Auxiliary latch deadlocks latch bolt.



ML-H HOTEL

Latch bolt by lever inside and guest or master key outside. Outside lever always rigid.
Dead bolt by turnpiece inside and key outside.
A turn of inside lever retracts latch and dead bolt simultaneously. Auxiliary latch deadlocks latch bolt.

The narrow backset mortise locks are available only in the following functions:

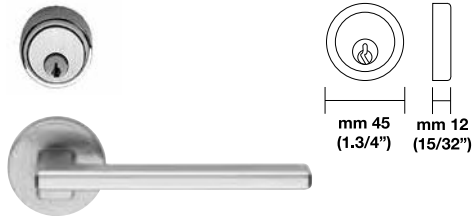
ML-FW Entrance
ML-F Entrance
ML-N Passage
ML-LF Privacy

ML-J Classroom
ML-E Office
ML-EW Storeroom

Rosette options for mortise application

1. Keyed cylinder

RP Round Rosette with cylinder collar
RPS Round Rosette Stainless steel with cylinder collar



(shown w/ H 1044 Door lever)

RQ Square Rosette with cylinder collar
RQS Square Rosette Stainless steel with cylinder collar



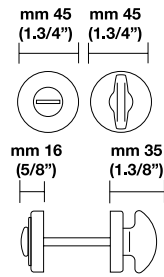
(shown w/ H 1060 Door lever)

2. Thumbturn interior/emergency release privacy (brass)

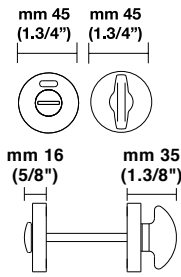
RP Round Rosette mm 65 (2.9/16")
Thumbturn (Interior and emergency release)



(shown w/ H 1748 Door lever)



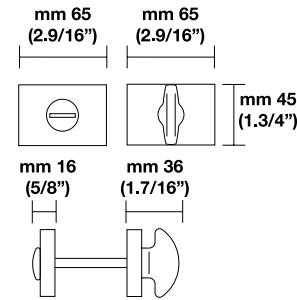
Interior and emergency release with indicator



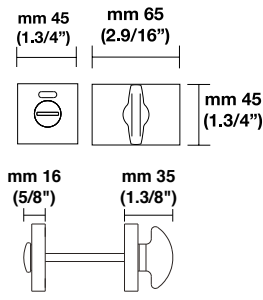
RQ Square Rosette mm 65 (2.9/16")
Thumbturn (Interior and emergency release)



(shown w/ H 1045 Door lever)



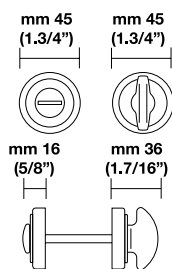
Interior and emergency release with indicator



RT Traditional Rosette mm 65 (2.9/16")
Thumbturn (Interior and emergency release)



(shown w/ V&V H 1004 Door lever)



Conversions from metric to U.S. measurements are approximate.

The configurations above are considered standard with the exclusion of the emergency release with indicator, only available on special request. ADA compliant Thumbturn is available on special request. For its design check page 168. Call for pricing.

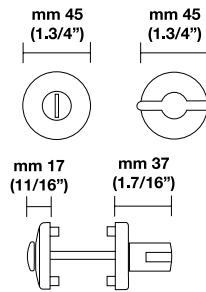
Other thumb turns are available as optional. Check page 168 for details.

3. Thumbturn interior/emergency release privacy (stainless steel)

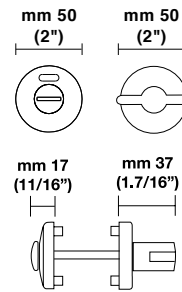
RPS Round Rosette Stainless steel mm 65 (2.9/16")
Thumbturn (Interior and emergency Release)



(shown w/ H 416 Door lever)



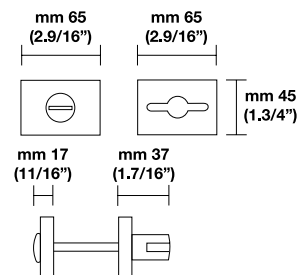
Interior and emergency release with indicator



RQS Square Rosette Stainless steel mm 65 (2.9/16")
Thumbturn (Interior and emergency Release)



(shown w/ H 419 Door lever)



Cylinder finish options

The cylinders are supplied in the finishes below, unless differently requested at the time of the order:

- Trim finish 03 = Cylinder finish 03 / POLISHED BRASS
- Trim finishes 03D, 03M = Cylinder in 03D / SATIN BRASS
- Trim finish 06 = Cylinder in 06 / ANTIQUE BRASS
- Trim finishes 06A, 06B, 06M, 10S, 56 = Cylinders in 10B / OIL RUBBED BRONZE
- Trim finish 14, 17A, 26, 32 = Cylinder in 26 / POLISHED CHROME
- Trim finish 15, 32D = Cylinder in 15 / SATIN NICKEL
- Trim finish 16 = Cylinder in 16 / DULL BLACK
- Trim finish 22M = Cylinder in 22M / MATT WHITE
- Trim finish 26D = Cylinder in 26D / SATIN CHROME

For the finishes of face and strike plates, check pages 20-21.

The configurations above are considered standard with the exclusion of the emergency release with indicator, only available on special request.
ADA compliant Thumbturn is available on special request.
For its design check page 168. Call for pricing.

Escutcheon plate options

1. Keyed cylinder

ER/ERS Rectangular Escutcheon

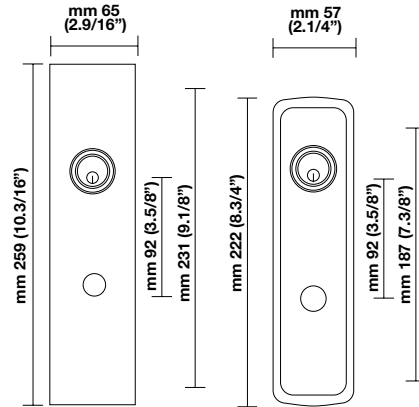


(shown w/ H 1045 Door lever)

ET Traditional Escutcheon



(shown w/ V&V H 179 Door lever)



EP Oval Escutcheon

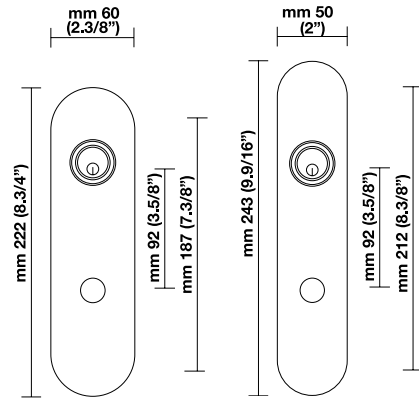


(shown w/ Fusital H 38 Door lever)

NES Narrow Oval Escutcheon Stainless steel



(shown w/ H 415 Door lever)



2. Thumbturn interior/emergency release privacy (brass and stainless steel)

Thumbturn (Interior)
ER/ERS Rectangular Escutcheon

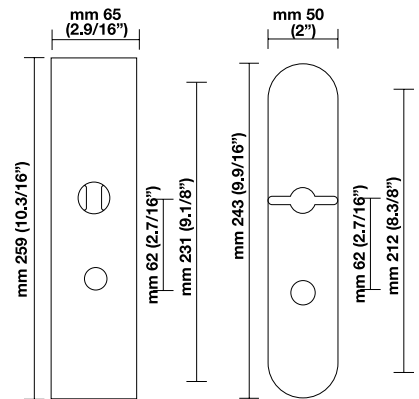


(shown w/ H 1045 Door lever)

Stainless steel
NES Narrow Oval Escutcheon



(shown w/ H 415 Door lever)



Conversions from metric to U.S. measurements are approximate.

The configurations above are considered standard.
Need to specify handing on escutcheon plates.
Call for any special requests.

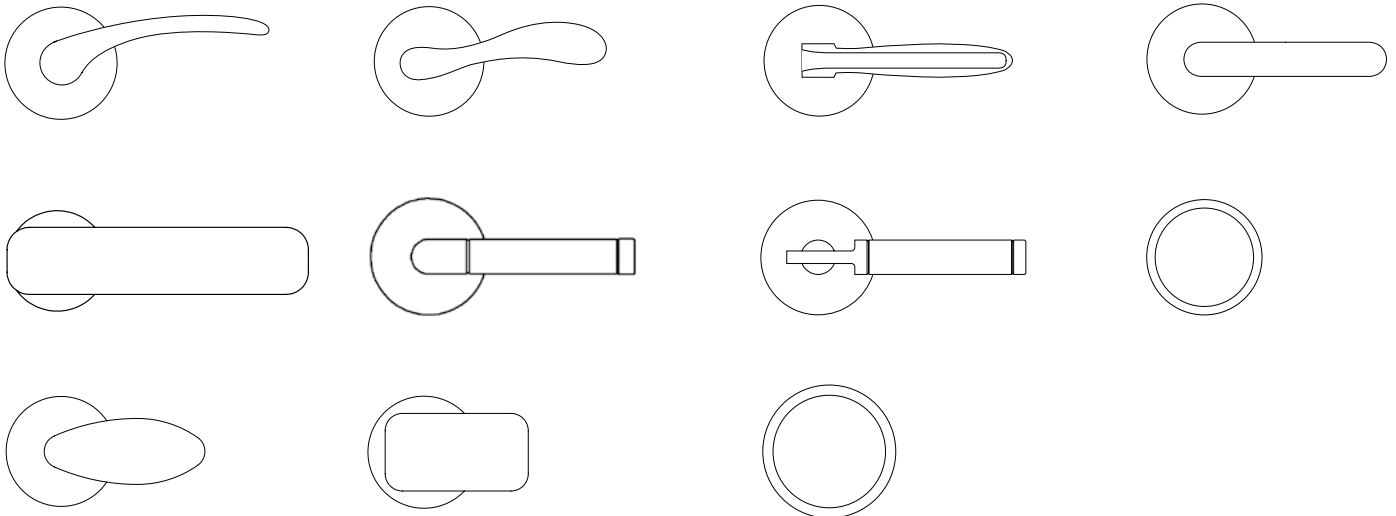
Group I - Mortise Locks

DOOR LEVERS H198, H1003, H1022, H1024, H1050, H4730, H4742
DOOR KNOBS K1155, K1160, K1168, K1170

Retail Price

	RP/RT	RQ	RS	EP/ET	ER
ML F/Entrance	\$ 889.00	\$ 1,018.00	\$ 785.00	\$ 832.00	\$ 865.00
ML FD/Entrance	\$ 935.00	\$ 1,076.00	\$ 842.00	\$ 878.00	\$ 925.00
ML FW/Entrance	\$ 865.00	\$ 1,006.00	\$ 749.00	\$ 808.00	\$ 842.00
ML B/Entrance	\$ 865.00	\$ 1,006.00	\$ 762.00	\$ 785.00	\$ 842.00
ML AC/Entrance	\$ 865.00	\$ 971.00	\$ 749.00	\$ 842.00	\$ 878.00
ML E/Office	\$ 832.00	\$ 912.00	\$ 762.00	\$ 832.00	\$ 878.00
ML EW/Storeroom	\$ 795.00	\$ 865.00	\$ 691.00	\$ 795.00	\$ 842.00
ML J/Classroom	\$ 832.00	\$ 912.00	\$ 726.00	\$ 832.00	\$ 878.00
ML N/Passage	\$ 679.00	\$ 715.00	\$ 562.00	\$ 702.00	\$ 738.00
ML LF/Privacy	\$ 889.00	\$ 1,030.00	\$ 785.00	\$ 785.00	\$ 819.00
ML H/Hotel	-	-	-	\$ 772.00	\$ 855.00
ML NC/Communicating	\$ 504.00	\$ 504.00	\$ 516.00	\$ 574.00	\$ 586.00
ML ELEC/Electrified	\$ 2,046.00	\$ 2,105.00	\$ 1,930.00	\$ 2,023.00	\$ 2,070.00

Note: RS/Small rosettes not recommended for commercial use



The prices above refer to locks of 2.3/4" and 2.1/2" backset. Upcharges apply for different backsets. See page 15.

If requested without mortise lock, deduct **\$120** retail price. For ML-ELECT without mortise lock, deduct **\$120** from ML-EW retail price.

If requested without cylinder, deduct **\$15** retail price.

Same prices for all the standard finishes as indicated per each lever page. Special finishes are available upon request. See pages 20-21 for finish selection. Upcharges apply.

Upside Down and Magnetic Locks are available upon request. Upcharges at page 15.

For the electrified mortise locks, the AE switch (Request to Exit) must be requested at the time of the order. Upcharges apply.

Group II - Mortise Locks


DOOR LEVERS

H165, H174, H176, H1016, H1018, H1026, H1027, H1044U, H1045, H1046, H1049, H1052, H1054, H1055, H1056, H1057, H1061, H1062, H1066

Retail Price

	RP/RT	RQ	RS	EP/ET	ER
ML F/Entrance	\$ 960.00	\$ 1,088.00	\$ 855.00	\$ 901.00	\$ 935.00
ML FD/Entrance	\$ 1,006.00	\$ 1,135.00	\$ 901.00	\$ 948.00	\$ 983.00
ML FW/Entrance	\$ 935.00	\$ 1,076.00	\$ 819.00	\$ 878.00	\$ 912.00
ML B/Entrance	\$ 925.00	\$ 1,076.00	\$ 832.00	\$ 855.00	\$ 912.00
ML AC/Entrance	\$ 935.00	\$ 1,041.00	\$ 832.00	\$ 912.00	\$ 948.00
ML E/Office	\$ 901.00	\$ 983.00	\$ 795.00	\$ 901.00	\$ 960.00
ML EW/Storeroom	\$ 865.00	\$ 935.00	\$ 762.00	\$ 865.00	\$ 912.00
ML J/Classroom	\$ 901.00	\$ 983.00	\$ 795.00	\$ 901.00	\$ 960.00
ML N/Passage	\$ 749.00	\$ 785.00	\$ 632.00	\$ 772.00	\$ 808.00
ML LF/Privacy	\$ 960.00	\$ 1,100.00	\$ 855.00	\$ 855.00	\$ 889.00
ML H/Hotel	-	-	-	\$ 842.00	\$ 925.00
ML NC/Communicating	\$ 527.00	\$ 539.00	\$ 539.00	\$ 609.00	\$ 621.00
ML ELEC/Electrified	\$ 2,105.00	\$ 2,198.00	\$ 2,000.00	\$ 2,093.00	\$ 2,141.00

Note: RS/Small rosettes not recommended for commercial use



The prices above refer to locks of 2.3/4" and 2.1/2" backset. Upcharges apply for different backsets. See page 15.

If requested without mortise lock, deduct **\$120** retail price. For ML-ELECT without mortise lock, deduct **\$120** from ML-EW retail price.

If requested without cylinder, deduct **\$15** retail price.

Same prices for all the standard finishes as indicated per each lever page. Special finishes are available upon request. See pages 20-21 for finish selection. Upcharges apply.

Upside Down and Magnetic Locks are available upon request. Upcharges at page 15.

For the electrified mortise locks, the AE switch (Request to Exit) must be requested at the time of the order. Upcharges apply.

Group III - Mortise Locks

DOOR LEVERS

H1039, H1040, H1060, H1067, H1068, H1748

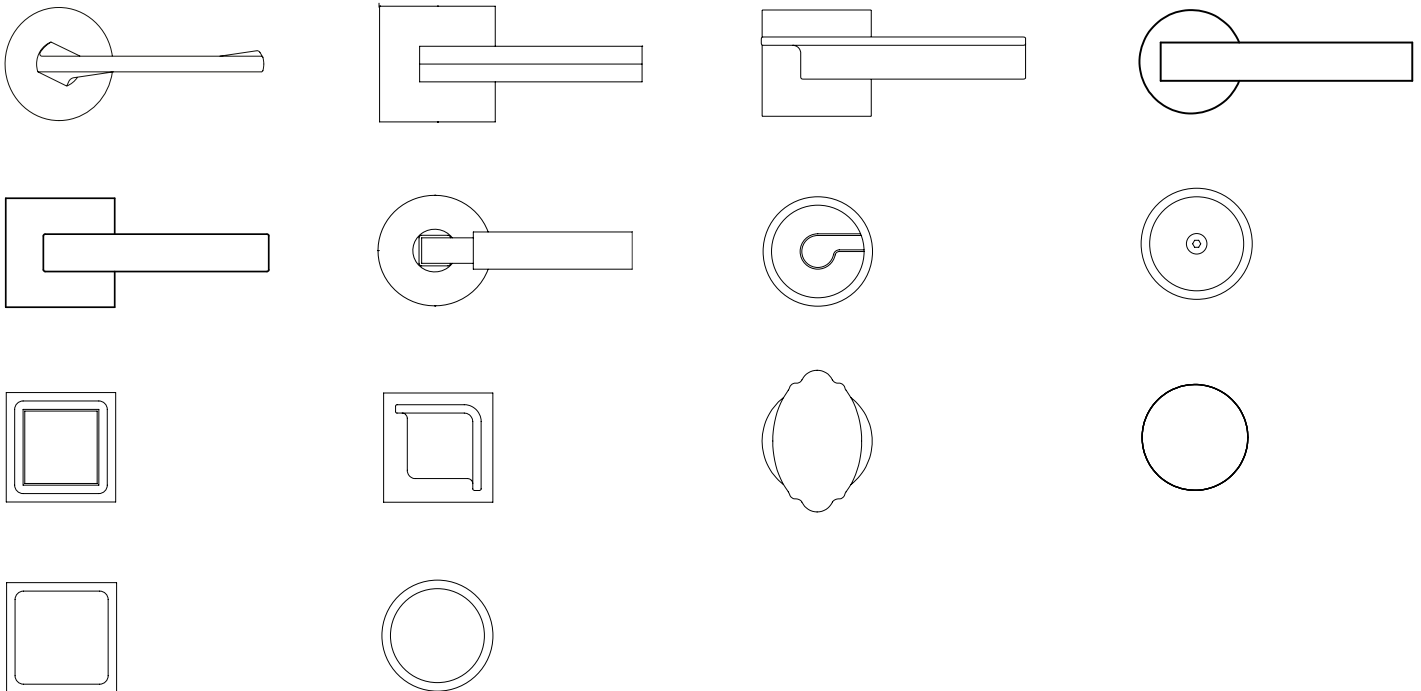
DOOR KNOBS

K1054, K1055, K1056, K1060, K1061, K1067, K1171, K1730

Retail Price

	RP/RT	RQ	RS	EP/ET	ER
ML F/Entrance	\$ 1,158.00	\$ 1,286.00	\$ 1,053.00	\$ 1,111.00	\$ 1,135.00
ML FD/Entrance	\$ 1,216.00	\$ 1,346.00	\$ 1,100.00	\$ 1,158.00	\$ 1,193.00
ML FW/Entrance	\$ 1,135.00	\$ 1,276.00	\$ 1,006.00	\$ 1,076.00	\$ 1,111.00
ML B/Entrance	\$ 1,135.00	\$ 1,286.00	\$ 1,018.00	\$ 1,065.00	\$ 1,111.00
ML AC/Entrance	\$ 1,158.00	\$ 1,229.00	\$ 1,018.00	\$ 1,111.00	\$ 1,146.00
ML E/Office	\$ 1,100.00	\$ 1,193.00	\$ 995.00	\$ 1,111.00	\$ 1,158.00
ML EW/Storeroom	\$ 1,065.00	\$ 1,135.00	\$ 960.00	\$ 1,065.00	\$ 1,111.00
ML J/Classroom	\$ 1,100.00	\$ 1,193.00	\$ 995.00	\$ 1,111.00	\$ 1,158.00
ML N/Passage	\$ 948.00	\$ 971.00	\$ 832.00	\$ 971.00	\$ 1,006.00
ML LF/Privacy	\$ 1,158.00	\$ 1,310.00	\$ 1,053.00	\$ 1,053.00	\$ 1,100.00
ML H/Hotel	-	-	-	\$ 1,030.00	\$ 1,135.00
ML NC/Communicating	\$ 632.00	\$ 644.00	\$ 644.00	\$ 702.00	\$ 726.00
ML ELEC/Electrified	\$ 2,281.00	\$ 2,362.00	\$ 2,187.00	\$ 2,314.00	\$ 2,338.00

Note: RS/Small rosettes not recommended for commercial use



The prices above refer to locks of 2.3/4" and 2.1/2" backset. Upcharges apply for different backsets. See page 15.

If requested without mortise lock, deduct **\$120** retail price. For ML-ELECT without mortise lock, deduct **\$120** from ML-EW retail price.

If requested without cylinder, deduct **\$15** retail price.

Same prices for all the standard finishes as indicated per each lever page. Special finishes are available upon request. See pages 20-21 for finish selection. Upcharges apply.

Upside Down and Magnetic Locks are available upon request. Upcharges at page 15.

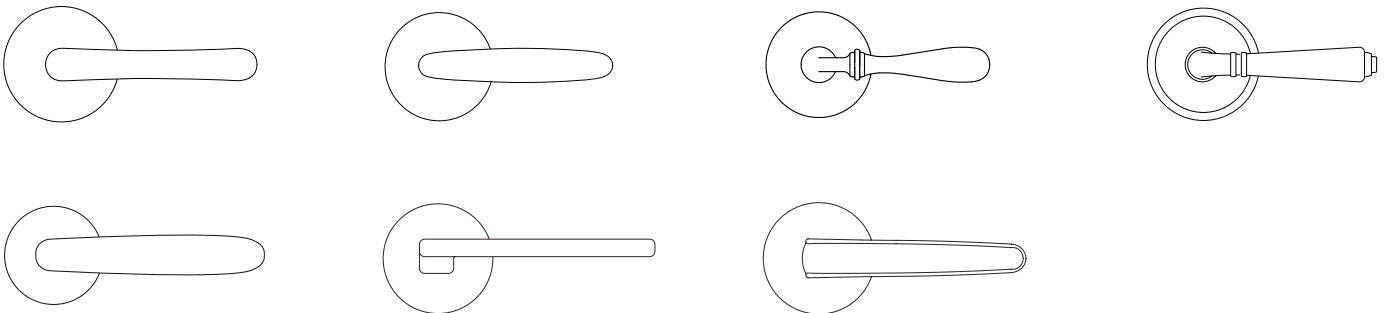
For the electrified mortise locks, the AE switch (Request to Exit) must be requested at the time of the order. Upcharges apply.

Group IV - Mortise Locks

DOOR LEVERS H163, H192, H1004, H1037, H1043, H1044, H1058

	Retail Price				
	RP/RT	RQ	RS	EP/ET	ER
ML F/Entrance	\$ 855.00	\$ 983.00	\$ 749.00	\$ 795.00	\$ 832.00
ML FD/Entrance	\$ 901.00	\$ 1,041.00	\$ 795.00	\$ 842.00	\$ 878.00
ML FW/Entrance	\$ 832.00	\$ 960.00	\$ 715.00	\$ 772.00	\$ 808.00
ML B/Entrance	\$ 832.00	\$ 971.00	\$ 726.00	\$ 749.00	\$ 808.00
ML AC/Entrance	\$ 832.00	\$ 935.00	\$ 715.00	\$ 808.00	\$ 842.00
ML E/Office	\$ 795.00	\$ 878.00	\$ 691.00	\$ 808.00	\$ 842.00
ML EW/Storeroom	\$ 762.00	\$ 842.00	\$ 656.00	\$ 762.00	\$ 808.00
ML J/Classroom	\$ 795.00	\$ 878.00	\$ 691.00	\$ 808.00	\$ 842.00
ML N/Passage	\$ 679.00	\$ 679.00	\$ 667.00	\$ 702.00	\$ 855.00
ML LF/Privacy	\$ 855.00	\$ 995.00	\$ 749.00	\$ 749.00	\$ 795.00
ML H/Hotel	-	-	-	\$ 738.00	\$ 819.00
ML NC/Communicating	\$ 481.00	\$ 492.00	\$ 492.00	\$ 551.00	\$ 574.00
ML ELEC/Electrified	\$ 1,988.00	\$ 2,081.00	\$ 1,895.00	\$ 1,988.00	\$ 2,046.00

Note: RS/Small rosettes not recommended for commercial use



The prices above refer to locks of 2.3/4" and 2.1/2" backset. Upcharges apply for different backsets. See page 15.

If requested without mortise lock, deduct **\$120** retail price. For ML-ELECT without mortise lock, deduct **\$120** from ML-EW retail price.

If requested without cylinder, deduct **\$15** retail price.

Same prices for all the standard finishes as indicated per each lever page. Special finishes are available upon request. See pages 20-21 for finish selection. Upcharges apply.

Upside Down and Magnetic Locks are available upon request. Upcharges at page 15.

For the electrified mortise locks, the AE switch (Request to Exit) must be requested at the time of the order. Upcharges apply.

Group Inox - Mortise Locks

V&V INOX

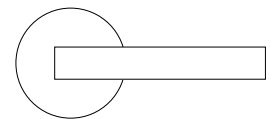
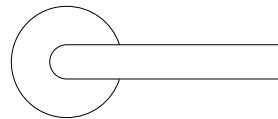
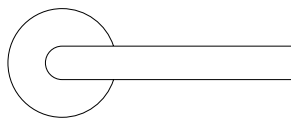
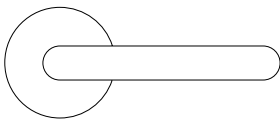
H414, H415, H416, H419

32D = Satin stainless steel finish only.

Retail Price

	RPS/RTS	RQS	RSS	NES	ERS
ML F/Entrance	\$ 1,088.00	\$ 1,111.00	\$ 794.00	\$ 889.00	\$ 925.00
ML FD/Entrance	\$ 1,135.00	\$ 1,158.00	\$ 889.00	\$ 935.00	\$ 971.00
ML FW/Entrance	\$ 1,053.00	\$ 1,076.00	\$ 819.00	\$ 855.00	\$ 889.00
ML B/Entrance	\$ 1,065.00	\$ 1,088.00	\$ 819.00	\$ 865.00	\$ 901.00
ML AC/Entrance	\$ 1,018.00	\$ 1,018.00	\$ 772.00	\$ 889.00	\$ 960.00
ML E/Office	\$ 935.00	\$ 948.00	\$ 691.00	\$ 842.00	\$ 925.00
ML EW/Storeroom	\$ 889.00	\$ 901.00	\$ 644.00	\$ 795.00	\$ 889.00
ML J/Classroom	\$ 935.00	\$ 948.00	\$ 691.00	\$ 842.00	\$ 925.00
ML N/Passage	\$ 715.00	\$ 715.00	\$ 481.00	\$ 667.00	\$ 762.00
ML LF/Privacy	\$ 1,076.00	\$ 1,088.00	\$ 832.00	\$ 785.00	\$ 842.00
ML H/Hotel	-	-	-	\$ 901.00	\$ 935.00
ML NC/Communicating	\$ 539.00	\$ 527.00	\$ 527.00	\$ 551.00	\$ 609.00
ML ELEC/Electrified	\$ 2,128.00	\$ 2,257.00	\$ 1,883.00	\$ 2,023.00	\$ 2,128.00

Note: RS/Small rosettes not recommended for commercial use



The prices above refer to locks of 2.3/4" and 2.1/2" backset. Upcharges apply for different backsets. See page 15.

If requested without mortise lock, deduct **\$120** retail price. For ML-ELECT without mortise lock, deduct **\$120** from ML-EW retail price.

If requested without cylinder, deduct **\$15** retail price.

Same prices for all the standard finishes as indicated per each lever page.

Upside Down and Magnetic Locks are available upon request. Upcharges at page 15.

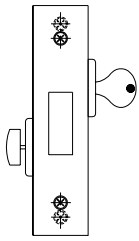
For the electrified mortise locks, the AE switch (Request to Exit) must be requested at the time of the order. Upcharges apply.





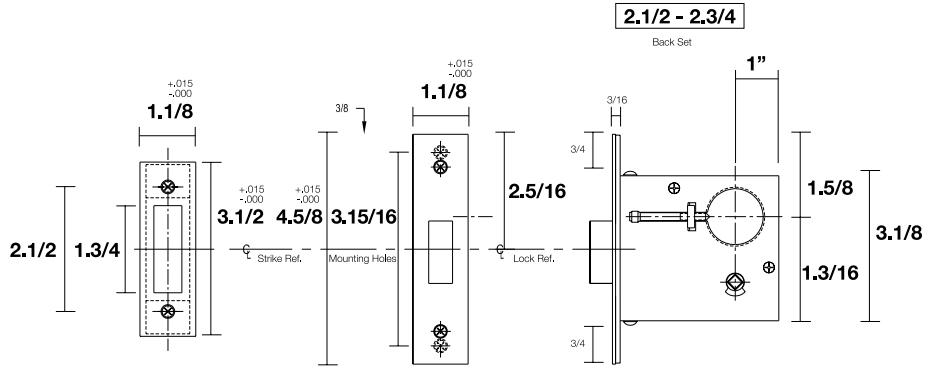
Deadlock

Deadlock



1.1/4
Cylinder
Outside Only

5/8
Turn Piece
Inside Only



ML - Deadlock **Retail Price**

Trim finish	03	03D/03M	14	15	16	26	26D	32	32D
RP	\$ 361.00	\$ 361.00	\$ 396.00	\$ 396.00	\$ 361.00	\$ 361.00	\$ 391.00	-	-
RPS	-	-	-	-	-	-	-	\$ 566.00	\$ 517.00
RQ	\$ 467.00	\$ 467.00	\$ 511.00	\$ 511.00	\$ 467.00	\$ 467.00	\$ 497.00	-	-
RQS	-	-	-	-	-	-	-	\$ 720.00	\$ 671.00

The finishes above are considered standard.
Different finishes are available upon special request.
See pages 20 for different finish options and page 15 for pricing.

Available in 2.3/4" and 2.1/2" for the same price.
The backset needs to be specified by the time of the order.
Cylinders are not included and priced apart.







Deadbolts

1. 101 Single cylinder

Solid Brass Version

	101 RP Round	101 RT Traditional	101 RQ Square	101 RQ / K1225 (Rectangular shaped thumb turn)
INTERIOR				
EXTERIOR				
		RP/RT	RQ	RQ/K1225

Stainless Steel Version

	101 RPS Round	101 RQS Square				
INTERIOR						
EXTERIOR						

2. 102 Double cylinder

Conversions from metric to U.S. measurements are approximate.

Deadbolts

Material: Solid brass, stainless steel 316 L

101 SINGLE CYLINDER DEADBOLT

Retail Price

Finish	RT	RP	RQ	RPS	RQS
03	-	\$ 320.00	\$ 425.00	-	-
03D	-	\$ 325.00	-	-	-
03/03D	\$ 290.00	-	-	-	-
03M	-	\$ 322.00	\$ 427.00	-	-
06	\$ 299.00	-	-	-	-
06A	\$ 317.00	\$ 330.00	-	-	-
06B	\$ 302.00	\$ 312.00	\$ 425.00	-	-
06M	-	\$ 340.00	\$ 450.00	-	-
10S	-	\$ 340.00	\$ 450.00	-	-
14	\$ 318.00	\$ 319.00	\$ 431.00	-	-
15	\$ 314.00	\$ 318.00	\$ 437.00	-	-
16	-	\$ 302.00	\$ 391.00	-	-
17A	-	\$ 340.00	\$ 449.00	-	-
22M	-	\$ 313.00	\$ 403.00	-	-
26	-	\$ 306.00	\$ 408.00	-	-
26D	-	\$ 307.00	\$ 427.00	-	-
26/26D	\$ 301.00	-	-	-	-
32	-	-	-	\$ 596.00	\$ 618.00
32D	-	-	-	\$ 498.00	\$ 508.00
56	-	\$ 339.00	\$ 449.00	-	-
R1	-	\$ 596.00	-	-	-
R2	-	\$ 498.00	-	-	-

Note:

Cylinder finishes are supplied as below, unless differently requested at the time of the order:

Trim finish 03 = Cylinder finish 03 / POLISHED BRASS

Trim finishes 03D, 03M = Cylinder in 03D / SATIN BRASS

Trim finish 06 = Cylinder in 06 / ANTIQUE BRASS

Trim finishes 06A, 06B, 06M, 10S, 56 = Cylinders in 10B / OIL RUBBED BRONZE

Trim finish 14, 17A, 26, 32 = Cylinder in 26 / POLISHED CHROME

Trim finish 15, 32D = Cylinder in 15 / SATIN NICKEL

Trim finish 16 = Cylinder in 16 / DULL BLACK

Trim finish 22M = Cylinder in 22M / MATT WHITE

Trim finish 26D = Cylinder in 26D / SATIN CHROME

The finishes above are considered standard.

For different finish options see pages 20-21 and pricing at page 15.

The 101 deadbolt can be ordered less exterior trim

For pricing, remove **\$150.00** from the listed prices above for 32 and 32D finish, and **\$75.00** for all the other finishes.

Specify "Less Exterior - L/E" as a note to the order.

For the pricing of the 101 RQ/K1225, consider the same price of the 101 RQ and specify as a note to the order "with K1225 thumbturn".

Deadbolts

Material: Solid brass, stainless steel 316 L

102 DOUBLE CYLINDER DEADBOLT

Retail Price

Finish	RT	RP	RQ	RPS	RQS
03	-	\$ 309.00	\$ 404.00	-	-
03D	-	\$ 317.00	-	-	-
03/03D	\$ 304.00	-	-	-	-
03M	-	\$ 335.00	\$ 410.00	-	-
06	\$ 291.00	-	-	-	-
06A	\$ 302.00	\$ 324.00	-	-	-
06B	\$ 324.00	\$ 341.00	\$ 434.00	-	-
06M	-	\$ 341.00	\$ 434.00	-	-
10S	-	\$ 341.00	\$ 434.00	-	-
14	\$ 326.00	\$ 335.00	\$ 410.00	-	-
15	\$ 335.00	\$ 342.00	\$ 434.00	-	-
16	-	\$ 309.00	\$ 404.00	-	-
17A	-	\$ 341.00	\$ 434.00	-	-
22M	-	\$ 316.00	\$ 410.00	-	-
26	-	\$ 324.00	\$ 390.00	-	-
26D	-	\$ 320.00	\$ 410.00	-	-
26/26D	\$ 305.00	-	-	-	-
32	-	-	-	\$ 576.00	\$ 621.00
32D	-	-	-	\$ 498.00	\$ 534.00
56	-	\$ 341.00	\$ 434.00	-	-
R1	-	\$ 576.00	-	-	-
R2	-	\$ 498.00	-	-	-

Note:

Cylinder finishes are supplied as below, unless differently requested at the time of the order:

Trim finish 03 = Cylinder finish 03 / POLISHED BRASS

Trim finishes 03D, 03M = Cylinder in 03D / SATIN BRASS

Trim finish 06 = Cylinder in 06 / ANTIQUE BRASS

Trim finishes 06A, 06B, 06M, 10S, 56 = Cylinders in 10B / OIL RUBBED BRONZE

Trim finish 14, 17A, 26, 32 = Cylinder in 26 / POLISHED CHROME

Trim finish 15, 32D = Cylinder in 15 / SATIN NICKEL

Trim finish 16 = Cylinder in 16 / DULL BLACK

Trim finish 22M = Cylinder in 22M / MATT WHITE

Trim finish 26D = Cylinder in 26D / SATIN CHROME







Privacy Bolts



1. 105 Privacy bolt

Solid Brass Version

	105 RSP Round	105 RST Traditional	105 RSQ Square	105 RSQ / K1225 (Rectangular shaped thumb turn)
INTERIOR				
EXTERIOR				
		RSP/RST	RSQ	RSQ/K1225 (A) RSQ/K1225 (B)

Stainless Steel Version

	105 RSS Round	105 RSQS Square		
INTERIOR				
EXTERIOR				
				RSS RSQS

2. 107 ADA Privacy bolt

	107 RPS Round	107 RQS Square		
INTERIOR				
EXTERIOR				
				RSP RSQ

Conversions from metric to U.S. measurements are approximate.

Privacy Bolts

Material: Solid brass, stainless steel 316 L

105 PRIVACY BOLTS

Retail Price

Finish	RST	RSP	RSQ	RSQ/K1225	RSS	RSQS
03	\$ 280.00	\$ 251.00	\$ 364.00	\$ 366.00	-	-
03D	-	\$ 251.00	-	-	-	-
03/03D	\$ 276.00	-	-	-	-	-
03M	-	\$ 287.00	\$ 391.00	\$ 403.00	-	-
06	\$ 319.00	-	-	-	-	-
06A	\$ 338.00	\$ 280.00	-	-	-	-
06B	-	\$ 267.00	\$ 411.00	\$ 411.00	-	-
06M	-	\$ 307.00	\$ 411.00	\$ 436.00	-	-
10S	-	\$ 307.00	\$ 411.00	\$ 436.00	-	-
14	\$ 315.00	\$ 302.00	\$ 436.00	\$ 436.00	-	-
15	\$ 300.00	\$ 287.00	\$ 398.00	\$ 398.00	-	-
16	-	\$ 259.00	\$ 365.00	\$ 373.00	-	-
17A	-	\$ 307.00	\$ 411.00	\$ 436.00	-	-
22M	-	\$ 307.00	\$ 365.00	\$ 436.00	-	-
26	-	\$ 255.00	\$ 367.00	\$ 348.00	-	-
26D	-	\$ 287.00	\$ 398.00	\$ 398.00	-	-
26/26D	\$ 334.00	-	-	-	-	-
32	-	-	-	-	\$ 278.00	\$ 525.00
32D	-	-	-	-	\$ 252.00	\$ 422.00
56	-	\$ 307.00	\$ 411.00	\$ 436.00	-	-
R1	-	\$ 278.00	-	-	-	-
R2	-	\$ 252.00	-	-	-	-

The finishes above are considered standard.
For different finish options see pages 20-21 and pricing at page 15.

The 105 privacy bolt can be ordered less exterior trim.
For pricing, remove **\$100.00** from the listed prices above for 32 and 32D finish, and **\$50.00** for all the other finishes.
Specify "Less Exterior - L/E" as a note to the order.

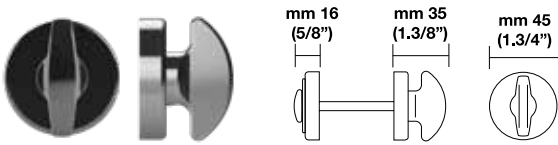
For the ADA compliant Privacy bolt, call for pricing.

For the privacy bolt with slim rosettes consider the same price of RSP (round) and RSQ (square).

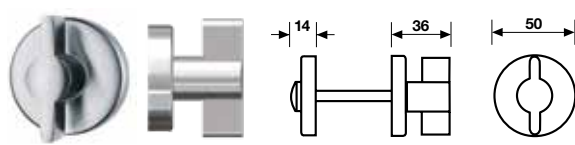
The 105 RSQ / K1225 (A) 2.9/16"x1.3/4", and the 105 RSQ / K1225 (B) 2"x2" have the same prices.

1. Standard Thumb turns for Deadlocks, Deadbolts, Privacy bolts and Mortise locks

K1725 (Half moon) - Brass

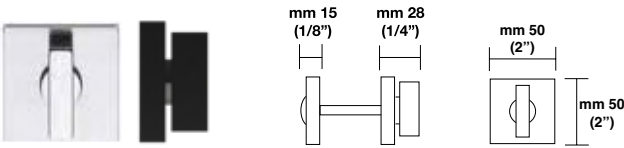


S5501 (Butterfly) - Stainless steel

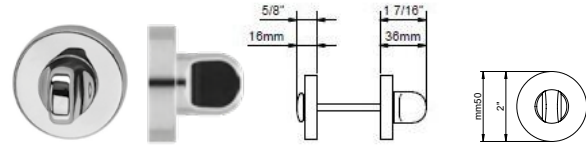


2. Optional Thumb turns for Deadlocks, Deadbolts, Privacy bolts and Mortise locks

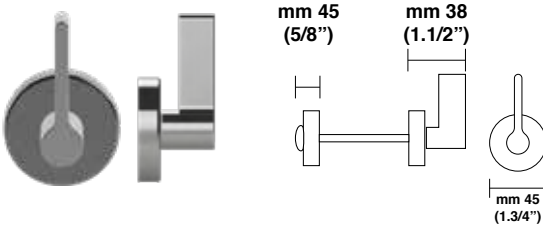
K1225 (Square) - Brass



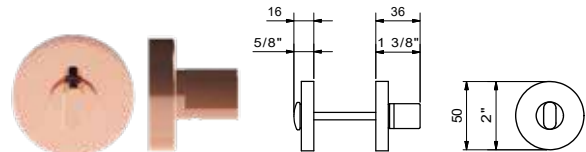
K1704 (Euro design) - Brass



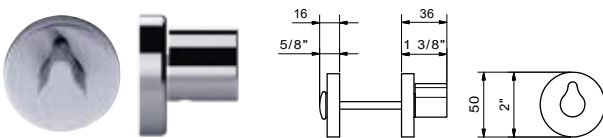
K1811 (ADA) - Brass



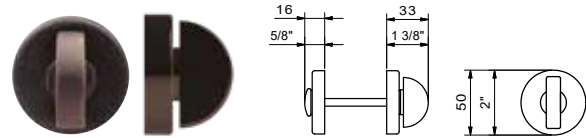
K1867 (Rose) - Pure copper (Standard for H1067)



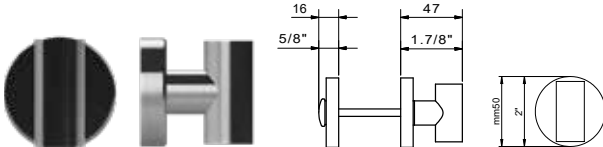
K3040 (KAN) - Brass



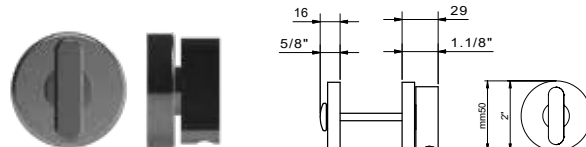
K3041 (CCD) - Brass



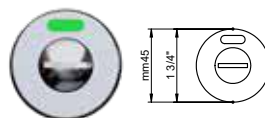
**** K1705 CUSTOM - Brass**



**** K1818 CUSTOM - Brass**



Emergency release with occupancy indicator



The thumb turns shown in this page can be matched with either round or square rosettes, oval or rectangular plates. In brackets are the names of the series. The K1725 is provided standard on all the applications for brass material levers. The S5501 is standard for stainless steel levers.

The remaining thumb turns are provided only on request. Call for pricing.

The thumb turns with (**) are only available on a Minimum order quantity. Call for details.

The brass material thumb turns can be produced in any finish. See pages 20-21 for finish options.

Stainless steel thumb turn are only produced in 32/Polished stainless steel and 32D/Satin stainless steel.

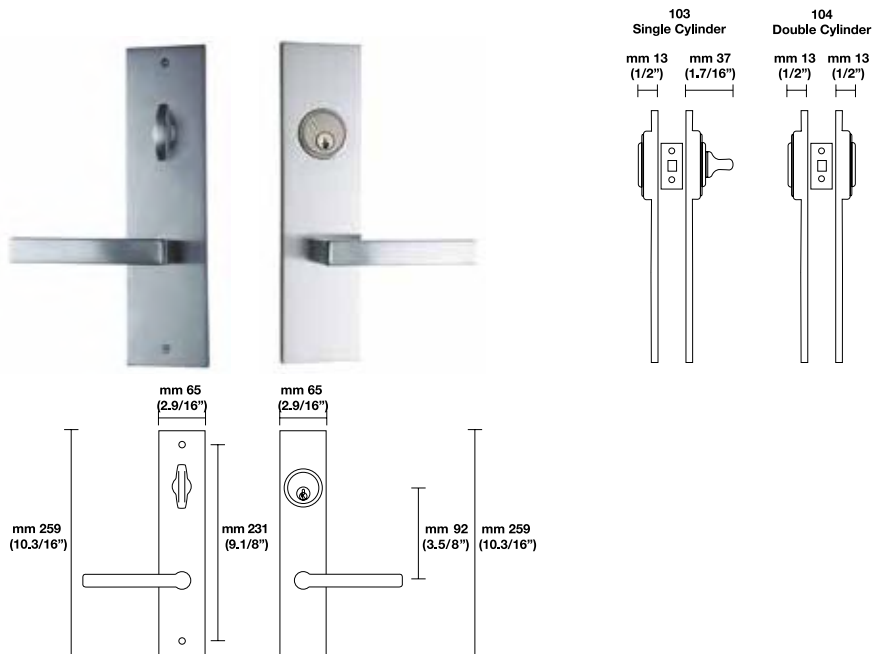




Escutcheon with Deadbolts



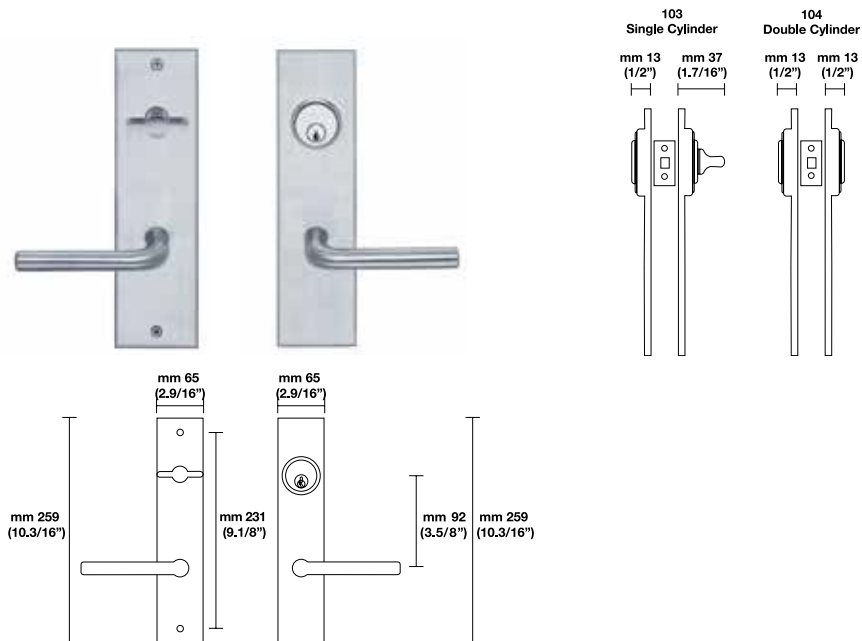
ER - 103 Rectangular Escutcheon



V&V Inox/Escutcheon with deadbolts

Material: Stainless steel AISI 316 L

ERS - 103 Rectangular Escutcheon Stainless steel



Different configurations available:
103 Escutcheon Single Cylinder
104 Escutcheon Double Cylinder
106 Escutcheon Privacy Bolt

Escutcheon with deadbolts

GROUP I

H198, H1003, H1022, H1024, H1050, H4730, H4742, K1155, K1160, K1168, K1170

Finish	Retail Price 103	104	106
EP/ET	\$ 656.00	\$ 656.00	\$ 609.00
ER	\$ 702.00	\$ 679.00	\$ 644.00

GROUP II

H165, H174, H176, H1016, H1018, H1026, H1027, H1044U, H1045, H1046, H1049, H1052, H1054, H1055, H1056, H1057, H1061, H1062, H1066

Finish	Retail Price 103	104	106
EP/ET	\$ 715.00	\$ 702.00	\$ 667.00
ER	\$ 762.00	\$ 762.00	\$ 726.00

GROUP III

H1039, H1040, H1060, H1067, H1068, H1748, K1054, K1055, K1056, K1060, K1061, K1067, K1171, K1730

Finish	Retail Price 103	104	106
EP/ET	\$ 925.00	\$ 912.00	\$ 865.00
ER	\$ 948.00	\$ 860.00	\$ 912.00

GROUP IV

H163, H192, H1004, H1037, H1043, H1044, H1058

Finish	Retail Price 103	104	106
EP/ET	\$ 597.00	\$ 509.00	\$ 562.00
ER	\$ 656.00	\$ 644.00	\$ 597.00

GROUP INOX

H414, H415, H416, H419

Finish	Retail Price 103	104	106
ERS	\$ 749.00	\$ 726.00	\$ 609.00

Specify one of the below:
103 Escutcheon Single Cylinder
104 Escutcheon Double Cylinder
106 Escutcheon Privacy Bolt

EP/ET = standard finish 26 - 26D
 ER = standard finish 26 - 26D
 ERS = available only in 32D finish
 Special finishes available on request. For different finish options see pages 20-21 and pricing at page 15.





Multi-Point Trim

Valli&Valli provides different configurations of Multi-Point trim.
In order to select the right configuration you should identify the following:

1. The name of the manufacturer of the door and of the multi-point lock

Each manufacturer uses different templates for door drilling and different configurations are needed according to the manufacturer of the lock. Valli&Valli covers the main configurations of the following manufacturers: Weathershield®, Sierra Pacific®, PGT®, Pella®, Paddock®, Milgard®, Marvin®, Loewen®, KFV®, Jeld-Wen®, Hoppe®, G-U®, Crestline®, BiltBest®, Atrium®, Ashland®, Andersen®

2. The distance between the lever and the cylinder (center to center)

Valli&Valli accommodates CTC distance of 92mm (3.5/8") standard only

3. The lever position on the plate if above or below the cylinder

This determines the different functions – see pages 179-180 for details

4. The cylinder used in the door: if American or Euro profile cylinder

The cylinder is always included in the configuration and pricing, unless differently specified.

When all these 4 questions are answered, it is possible to proceed with the specification.

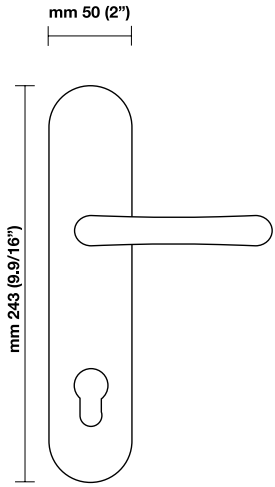
1 LEVER MODEL	Choose from all our collection of levers, ex. H1066.
2 TRIM OPTION	Choose among the options at page 177, narrow long escutcheon plates or rosettes: Plates: NEP, NES, NER, NERS Rosettes: RSM, RSSM
3 DOOR CONFIGURATION	Please specify one of the 5 configurations from page 178.
4 FUNCTION	See pages 179-180 to determine.
5 HANDING	Follow the diagram at page 14 to determine RH, LH, RHR or LHR.
6 FINISH	NEP Available standard in 26 and 26D NER Available standard in 26 and 26D RSM Available standard in 26 and 26D NES, NERS and RSSM Available standard in 32D Different finishes available upon request. Choose from pages 20-21, pricing at page 15.
7 DOOR THICKNESS	1.3/4" is considered standard. Accommodates up to 2.1/4" thick door. Upcharges apply. See page 15.
8 MISCELLANEOUS	Note any special keying information, or special instruction.

Examples:	1	2	3	4	5	6	7	8
	H 1066	NEP	#1	EE	RH	26	1.3/4"	Off-set 55x47

Trim options

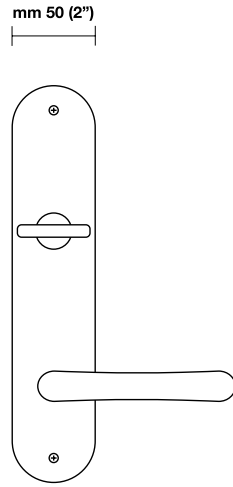
Multi-Point trim

NES (K 5701)



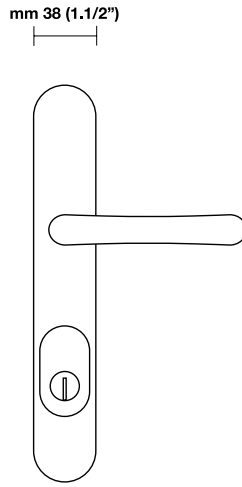
EE Exterior Plate
Stainless steel

NES (K 5701)



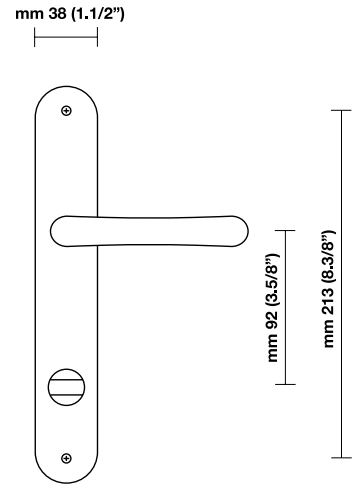
PAA Interior Plate
Stainless steel

NEP (K 1789)



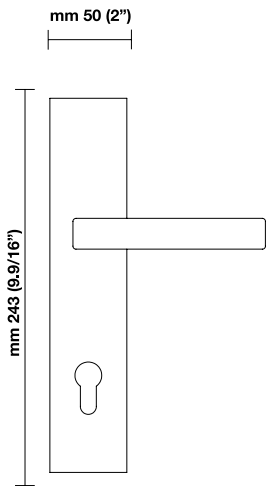
EAB Exterior Plate
Solid brass

NEP (K 1789)



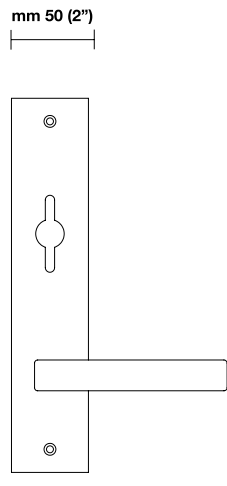
EAB Interior Plate
Solid brass

NERS (K 5713)



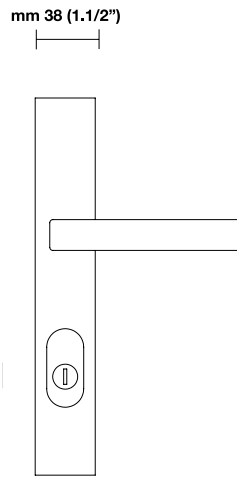
EE Exterior Plate
Stainless steel

NERS (K 5713)



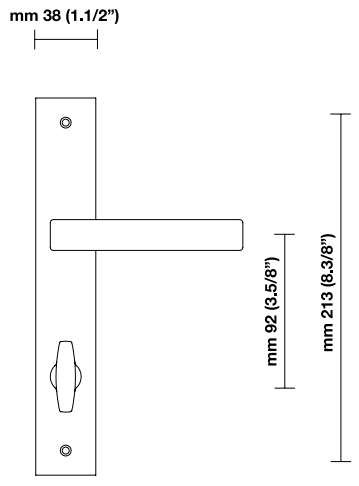
PAA Interior Plate
Stainless steel

NER (K 1805)



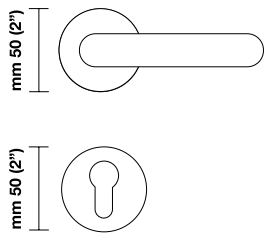
EAB Exterior Plate
Solid brass

NER (K 1805)



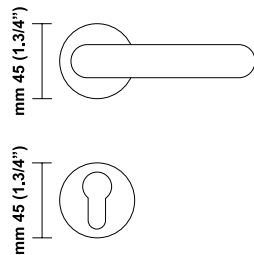
EAB Interior Plate
Solid brass

RSSM



EE - PE
Stainless steel

RSM

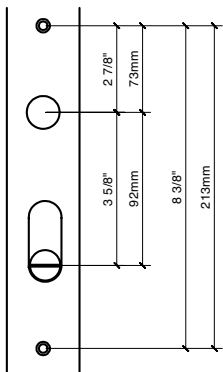


EE - PE
Stainless steel

Door configuration

Multi-Point trim

Standard Valli configuration

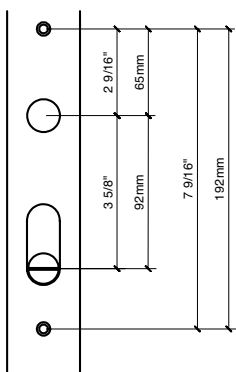


Door configuration #1
American Cylinder Below Handle
3.5/8" (92mm) Center to Center

Accommodates: Pella®, Milgard®, Marvin®

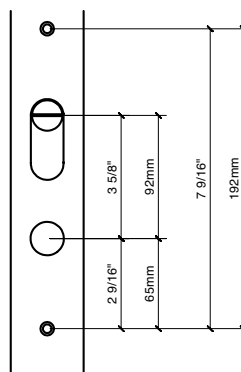
Additional configuration

All the configurations below can also be accommodated for non-pre-drilled doors.
The doors must be drilled as per the dimensions in our standard configuration.



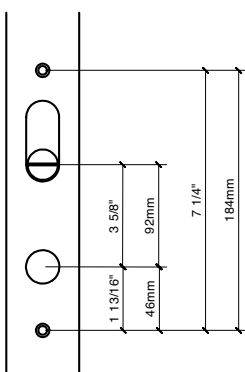
Door configuration #2
American Cylinder Below Handle
3.5/8" (92mm) CTC

Accommodates: Superior®, Paddock®, G-U®, Atrium®, Andersen®



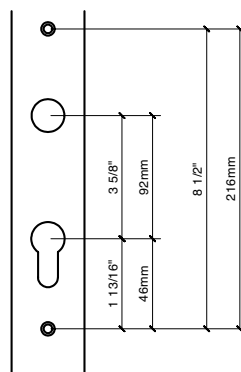
Door configuration #3
American Cylinder Above Handle
3.5/8" (92mm) CTC

Accommodates: Hurd®, G-U®, BiltBest®, Andersen®



Door configuration #4
American Cylinder Above Handle
3.5/8" (92mm) CTC

Accommodates: Weathershield®, PGT®, Marvin®, JELD-WEN®, G-U®, Caradco®, Ashland®



Door configuration #5
European Profile Cylinder
3.5/8" (92mm) CTC

Accommodates: Windsor®, Willmar®, Weathershield®, Vetter®, Therma-Tru®, Simpson®, Signature®, Sierra Pacific®, Semco®, Peachtree®, Paddock®, Loewen®, Lincoln®, Kolbe&Kolbe®, KFV®, Hurd®, Hoppe®, Crestline®

Functions

Multi-Point trim

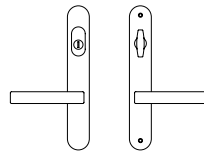
Available functions:

- EAA** – Entry set key above
- PAA** – Patio set no key, thumb turn above
- EE** – Entry set with Euro profile cylinder
- PE** – Patio set with Half Euro profile cylinder

- EAB** – Entry set key below
- PAB** – Patio set no key, thumb turn below
- DA** – Active dummy pair
- DS** – Single dummy piece

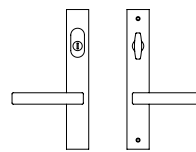


Rounded trim



EAA

Rectangular trim



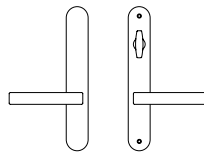
EAA

EAA Entry Set - Key above

Entry function with American Cylinder above the lever, 3.5/8" (92mm) center to center.

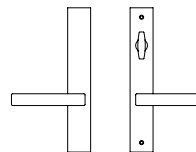


Rounded trim



PAA

Rectangular trim



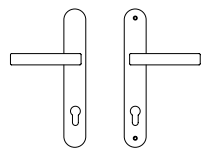
PAA

PAA Patio Set - No keyway

Patio function with the interior thumbturn above the lever, no keyway on the exterior plate.

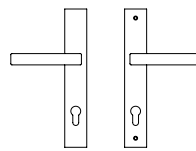


Rounded trim



EE

Rectangular trim



EE

EE Entry Set - With profile cylinder

Entry function with European profile Cylinder. 3.5/8" (92mm) center to center.



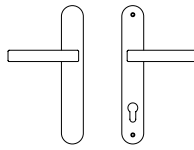
Available RSM/RSSM

Functions

Multi-Point trim

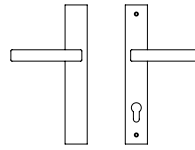


Rounded trim



PE

Rectangular trim



PE



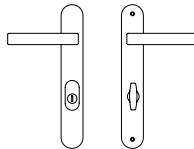
Available RSM/RSSM

PE Patio Set - Profile cylinder no key

Patio function with European Half profile Cylinder and thumbturn, no keyway on the exterior plate.

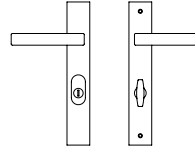


Rounded trim



EAB

Rectangular trim



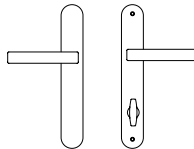
EAB

EAB Entry Set - Key below

Entry function with American Cylinder below the lever, 3.5/8" (92mm) center to center.

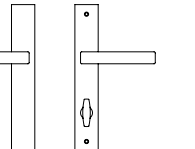


Rounded trim



PAB

Rectangular trim



PAB

PAB Patio Set - No keyway

Patio function with the interior thumbturn below the lever, no keyway on the exterior plate.

Material: Solid brass

GROUP I

H198, H1003, H1022, H1024, H1050, H4730, H4742

	Retail Price		
	NEP 26 - 26D	NER 26 - 26D	RSM 26 - 26D
	(K 1789)	(K 1805)	
EAB Entry Set - key below	\$ 574.00	\$ 679.00	-
PAB Patio Set - no keyway	\$ 457.00	\$ 574.00	-
EAA Entry Set - key above	\$ 574.00	\$ 679.00	-
PAA Patio Set - no keyway	\$ 457.00	\$ 574.00	-
EE Entry Set - with profile cyl.	\$ 865.00	\$ 960.00	\$ 842.00
PE Patio Set - profile cyl. no key	\$ 527.00	\$ 632.00	\$ 434.00
DA Active Dummy	\$ 411.00	\$ 527.00	\$ 271.00

GROUP II

H165, H174, H176, H1016, H1018, H1026, H1027, H1044U, H1045, H1046, H1049, H1052, H1054, H1055, H1056, H1057, H1061, H1062, H1066

	Retail Price		
	NEP 26 - 26D	NER 26 - 26D	RSM 26 - 26D
	(K 1789)	(K 1805)	
EAB Entry Set - key below	\$ 632.00	\$ 749.00	-
PAB Patio Set - no keyway	\$ 527.00	\$ 632.00	-
EAA Entry Set - key above	\$ 632.00	\$ 749.00	-
PAA Patio Set - no keyway	\$ 527.00	\$ 632.00	-
EE Entry Set - with profile cyl.	\$ 925.00	\$ 1.030.00	\$ 901.00
PE Patio Set - profile cyl. no key	\$ 597.00	\$ 702.00	\$ 492.00
DA Active Dummy	\$ 481.00	\$ 597.00	\$ 341.00

NEP: Narrow long oval plate
 NER: Narrow long rectangular plate
 RSM: Small 45mm (1.3/4") round rosette

The finishes above are considered standard.
 Different finishes are available on special request.
 See pages 20-21 for more options on finishes and page 15 for pricing.
 The cylinders are included in the prices of each corresponding configuration.

Material: Solid brass

GROUP III

H1039, H1040, H1060, H1067, H1068, H1748

	Retail Price		
	NEP 26 - 26D	NER 26 - 26D	RSM 26 - 26D
	(K 1789)	(K 1805)	
EAB Entry Set - key below	\$ 832.00	\$ 948.00	-
PAB Patio Set - no keyway	\$ 726.00	\$ 842.00	-
EAA Entry Set - key above	\$ 832.00	\$ 948.00	-
PAA Patio Set - no keyway	\$ 726.00	\$ 842.00	-
EE Entry Set - with profile cyl.	\$ 1,135.00	\$ 1,229.00	\$ 1,111.00
PE Patio Set - profile cyl. no key	\$ 795.00	\$ 901.00	\$ 702.00
DA Active Dummy	\$ 679.00	\$ 795.00	\$ 539.00

GROUP IV

H163, H192, H1004, H1037, H1043, H1044, H1058

	Retail Price		
	NEP 26 - 26D	NER 26 - 26D	RSM 26 - 26D
	(K 1789)	(K 1805)	
EAB Entry Set - key below	\$ 539.00	\$ 644.00	-
PAB Patio Set - no keyway	\$ 421.00	\$ 539.00	-
EAA Entry Set - key above	\$ 539.00	\$ 644.00	-
PAA Patio Set - no keyway	\$ 421.00	\$ 539.00	-
EE Entry Set - with profile cyl.	\$ 832.00	\$ 935.00	\$ 795.00
PE Patio Set - profile cyl. no key	\$ 492.00	\$ 597.00	\$ 398.00
DA Active Dummy	\$ 375.00	\$ 492.00	\$ 235.00

NEP: Narrow long oval plate
 NER: Narrow long rectangular plate
 RSM: Small 45mm (1.3/4") round rosette

The finishes above are considered standard.
 Different finishes are available on special request.
 See pages 20-21 for more options on finishes and page 15 for pricing.
 The cylinders are included in the prices of each corresponding configuration.

V&V Multi-Point

Material: Stainless steel AISI 304

V&V INOX

H414, H415, H416, H419

	Retail Price		
	NES - 32D (K 5701)	NERS - 32D (K 5713)	RSS - 32D
EAB Entry Set - key below	\$ 667.00	\$ 749.00	-
PAB Patio Set - no keyway	\$ 527.00	\$ 586.00	-
EAA Entry Set - key above	\$ 667.00	\$ 749.00	-
PAA Patio Set - no keyway	\$ 527.00	\$ 586.00	-
EE Entry Set - with profile cyl.	\$ 912.00	\$ 971.00	\$ 691.00
PE Patio Set - profile cyl. no key	\$ 562.00	\$ 574.00	\$ 328.00
DA Active Dummy	\$ 434.00	\$ 481.00	\$ 176.00

NEP: Narrow long oval plate
NER: Narrow long rectangular plate
RSM: Small 45mm (1.3/4") round rosette

The finishes above are considered standard.
 Different finishes are available on special request.
 See pages 20-21 for more options on finishes and page 15 for pricing.
 The cylinders are included in the prices of each corresponding configuration.

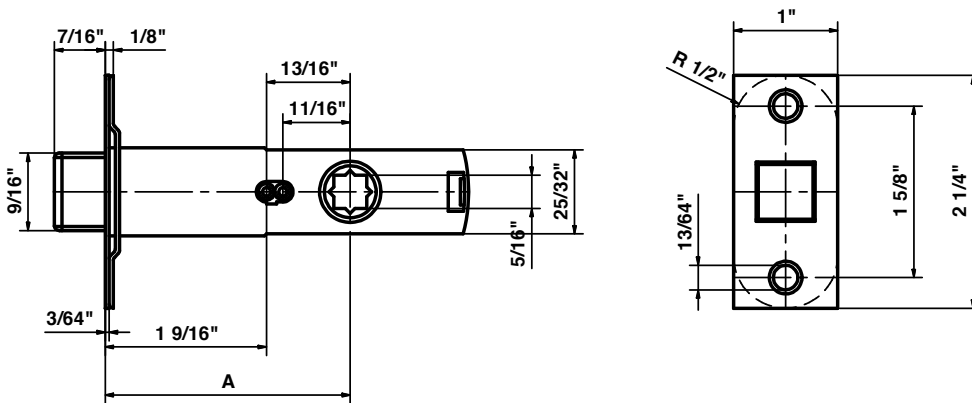
Miscellaneous Parts

MAGNETIC TUBULAR LATCH

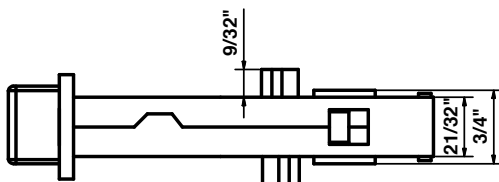
Every lever and knob in our range can be matched to a magnetic tubular latch.

The latch is only available in 3 finishes: 26/Polished Chrome, 26D/Satin Chrome, 16/Dull Black.

The upcharge is **\$30.00 LIST** from the price of a standard tubular set. The price of the spare latches are listed below.



A = 2.3/8" or 2.3/4"

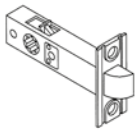


Retail Price

Part No.	Backset	Functions	Overall latch size	26	26D	16
01M	2.3/8"	Passage	3.1/2"	\$ 60.00	\$ 60.00	\$ 60.00
02M	2.3/4"	Passage	3.7/8"	\$ 60.00	\$ 60.00	\$ 60.00
03M	2.3/8"	Privacy	3.1/2"	\$ 70.00	\$ 70.00	\$ 70.00
04M	2.3/4"	Privacy	3.7/8"	\$ 70.00	\$ 70.00	\$ 70.00

TUBULAR LATCH BOLTS 28 DEGREES

Retail Price

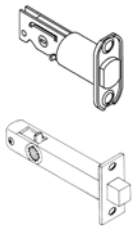


Part No.	Backset	Functions	Overall latch size	03	06	26/14	26D/15	OTHER
01L	2.3/8"	Passage	3.1/4"	\$ 40.00	\$ 40.00	\$ 40.00	\$ 40.00	\$ 60.00
02L	2.3/4"	Passage	3.5/8"	\$ 40.00	\$ 40.00	\$ 40.00	\$ 40.00	\$ 60.00
03L	2.3/8"	Privacy	3.1/4"	\$ 50.00	\$ 50.00	\$ 50.00	\$ 50.00	\$ 70.00
04L	2.3/4"	Privacy	3.5/8"	\$ 50.00	\$ 50.00	\$ 50.00	\$ 50.00	\$ 70.00

Includes: face plate, strike plate and screws. Retracts 28°. Magnetic latches available in finishes 26, 26D, 16. Check page 186 for pricing.

DEADBOLT LATCH & PRIVACY BOLTS

Retail Price

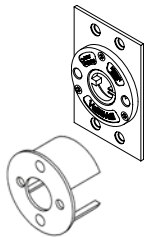


Part No.	Backset	Functions	Overall latch size	03	06	26/14	26D/15	OTHER
09	2.3/8"	Dead bolt	3.1/4"	\$ 84.00	\$ 84.00	\$ 84.00	\$ 84.00	\$ 95.00
10	2.3/4"	Dead bolt	3.5/8"	\$ 84.00	\$ 84.00	\$ 84.00	\$ 84.00	\$ 95.00
X 30	2.3/8"	Privacy bolt	3.5/16"	\$ 48.00	\$ 48.00	\$ 48.00	\$ 48.00	\$ 55.00
X 31	2.3/4"	Privacy bolt	3.3/4"	\$ 48.00	\$ 48.00	\$ 48.00	\$ 48.00	\$ 55.00

Above includes: deadbolt latch, mortise cylinder housing, strike plate for both metal and wood jambs, face plate and screws (no cylinder).

HOUSINGS

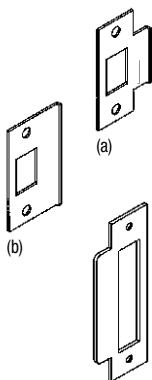
Retail Price



X 2122 / X 0436	Housing for rosettes	\$ 25.00 each
X 0403	Interior underosette to mount interior deadbolt trim	\$ 51.00 each
X 1116 / X 0545	Underrosettes for RP/Round Deadbolt	\$ 91.00 pair
X 0550	Underrosettes for RQ/Square Deadbolt	\$ 16.00 side
X 0547	Underrosettes for RQ Mortise lock	\$ 48.00 pair
X 2124M / X 0428	Housing, spring loaded for long escutcheon plates	\$ 20.00 each

STRIKE PLATES

Retail Price



Part No.		03	06	15	26	26D	14
TS 01	T-strikes (tubular latch)	\$ 9.00	-	\$ 9.00	\$ 9.00	\$ 9.00	\$ 9.00
ETS-115	Extended for doors 2.1/4" thick	\$ 45.00	\$ 45.00	\$ 45.00	\$ 45.00	\$ 45.00	-
ETS-175	Extended for doors 2.1/2" & up	\$ 45.00	\$ 45.00	\$ 45.00	\$ 45.00	\$ 45.00	-
FL 01	Full lip (tubular latch)	\$ 8.00	\$ 8.00	\$ 8.00	\$ 8.00	\$ 8.00	\$ 8.00
EL-115	Extended for doors 2.1/4" thick	\$ 45.00	\$ 45.00	\$ 45.00	\$ 45.00	\$ 45.00	-
EL-175	Extended for doors 2.1/2" & up	\$ 45.00	\$ 45.00	\$ 45.00	\$ 45.00	\$ 45.00	-
ML 01	Mortise lock strikes (standard)	\$ 55.00	\$ 55.00	\$ 55.00	\$ 55.00	\$ 55.00	-
ML 02	Extended for 2.1/4" thick	\$ 55.00	\$ 55.00	\$ 55.00	\$ 55.00	\$ 55.00	-
ML 03	Extended for 2.3/8" & up	\$ 55.00	\$ 55.00	\$ 55.00	\$ 55.00	\$ 55.00	-

(a) T-strike (b) Full lip (c) Mortise

Miscellaneous Parts

ROSETTES

Retail Price



RT Traditional 2.9/16" (65mm)	03/03D	14	15	26/26D	OTHER
K 1749 RS (ML) threaded each	\$ 40.00	\$ 49.00	\$ 42.00	\$ 41.00	\$ 49.00
K 1741 RRS PGE CP	\$ 35.00	\$ 54.00	\$ 45.00	\$ 36.00	\$ 55.00
K 1741 RRS PCY CPK	\$ 50.00	\$ 75.00	\$ 59.00	\$ 50.00	\$ 75.00
K 1741 RRS SF (DMY) each	\$ 18.00	\$ 28.00	\$ 23.00	\$ 18.00	\$ 27.00



RP Round 2.9/16" (65mm)	03/03D	14	15	26	26D	OTHER
K 1748 RS (ML) threaded each	\$ 38.00	\$ 50.00	\$ 46.00	\$ 38.00	\$ 46.00	\$ 50.00
K 1742 RRS PGE CP	\$ 41.00	\$ 42.00	\$ 49.00	\$ 39.00	\$ 42.00	\$ 66.00
K 1742 RRS PCY CPK	\$ 50.00	\$ 52.00	\$ 59.00	\$ 45.00	\$ 52.00	\$ 82.00
K 1742 RRS SF (DMY) each	\$ 19.00	\$ 21.00	\$ 25.00	\$ 18.00	\$ 21.00	\$ 34.00



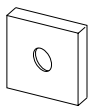
RS Round	03/03D	14	15	26	26D	OTHER
K 1112 RS 1.3/4" (45 mm) each	\$ 30.00	\$ 32.00	\$ 32.00	\$ 30.00	\$ 32.00	\$ 34.00
K 1121 RS 2" (50 mm) each	\$ 30.00	\$ 32.00	\$ 32.00	\$ 30.00	\$ 32.00	\$ 34.00



RPS Stainless steel Round 2.9/16" (65mm)	32	32D
R 5701 (ML) threaded each	\$ 135.00	\$ 103.00
R 5703 RRS PGE	\$ 108.00	\$ 113.00
R 5703 RRS PCY CPK	\$ 126.00	\$ 113.00
R 5703 RRS SF (DMY) each	\$ 55.00	\$ 57.00



RSS Stainless steel Round 2" (50mm)	32	32D
R 5704 RRS PGE	\$ 75.00	\$ 54.00
R 5702 RS (DMY) each	\$ 25.00	\$ 19.00

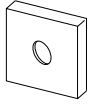


RQ Square 2.9/16" (65mm)	14	15	26	26D	OTHER
K 1780 RS I (inside) ML each	\$ 95.00	\$ 95.00	\$ 79.00	\$ 95.00	\$ 95.00
K 1780 RS E (outside) ML each	\$ 95.00	\$ 95.00	\$ 79.00	\$ 95.00	\$ 95.00
K 1798 RRS PGE	\$ 178.00	\$ 163.00	\$ 149.00	\$ 163.00	\$ 178.00
K 1798 RRS PCY	\$ 188.00	\$ 173.00	\$ 173.00	\$ 188.00	\$ 188.00
K 1798 RRS (DMY) each	\$ 95.00	\$ 95.00	\$ 79.00	\$ 94.00	\$ 95.00



RSQ Square 2" (50mm)	26	26D	OTHER
K 1138 RS each	\$ 34.00	\$ 44.00	\$ 44.00

ROSETTES



	Retail Price	
RQS Stainless steel Square 2.9/16" (65mm)	32	32D
R 5709 RS I (inside) ML each	\$ 160.00	\$ 122.00
R 5709 RS E (outside) ML each	\$ 160.00	\$ 122.00
R 5707 RRS PGE	\$ 302.00	\$ 233.00
R 5707 RRS PCY	\$ 328.00	\$ 252.00
R 5707 RRS (DMY) each	\$ 160.00	\$ 122.00

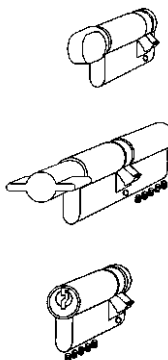
MORTISE CYLINDERS - C Keyway



		Retail Price				
Part No.	Door Thickness	03	06B	15	26	26D
C 01 15/16 cyl.	1.3/8" D	\$ 40.00	\$ 40.00	\$ 40.00	\$ 40.00	\$ 40.00
C 02 1.1/8 cyl.	1.3/4" D	\$ 40.00	\$ 40.00	\$ 40.00	\$ 40.00	\$ 40.00
C 03 1.1/4 cyl.	2" D - 1.3/4" M	\$ 40.00	\$ 40.00	\$ 40.00	\$ 40.00	\$ 40.00
C 04 1.3/8 cyl.	2.1/4" D - 2" M	\$ 40.00	\$ 40.00	\$ 40.00	\$ 40.00	\$ 40.00
C 05 1.1/2 cyl.	2.1/2" D - 2.1/4" M	\$ 40.00	\$ 40.00	\$ 40.00	\$ 40.00	\$ 40.00

Must specify Deadbolt (D) or Mortise Lock (M). Straight cam is used for mortise locks without thumbturns.

PROFILE CYLINDERS - C Keyway



		Retail Price				
Part No.	Description	Door Thickness	03	26	15-26D	32D
C 07 35 mm	Key by thumbturn		\$ 40.00	\$ 40.00	\$ 40.00	-
C 08 72 mm	Key by thumbturn profile cylinder	1.3/4"	\$ 400.00	\$ 400.00	\$ 400.00	-
C 09 81 mm	Key by thumbturn profile cylinder	2.1/4"	\$ 400.00	-	\$ 400.00	-
C 12 45 mm	Half profile profile cylinder with thumbturn		\$ 400.00	\$ 400.00	\$ 400.00	-
C 13 50 mm	Half profile profile cylinder with thumbturn		\$ 400.00	-	\$ 400.00	-
C 14 45 mm	Half profile profile cylinder with keyway		\$ 400.00	-	\$ 400.00	-
K 1799/6	Thumbturn for profile cylinder (brass)		\$ 40.00	\$ 40.00	\$ 40.00	-
S 5702 BZG MP	Thumbturn for profile cylinder (stainless steel)		-	-	-	\$ 79.00

Must add price of thumbturn to profile cylinder.

ALLEN WRENCHES & SET SCREW (metric)



	Retail Price
X 0286 Set screws with allen wrench for stainless steel levers and knobs	\$ 13.00
W 04 Allen wrench for deadbolt cylinder locking screw	\$ 3.00

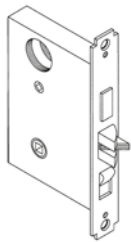
Set screws with allen wrenches for brass levers and knobs: Set screws size \varnothing =mm 6 wide x 9 long

DUST BOX

		Retail Price			
Part No.	Description	03	26	15-26D	32D
DB-04	Dust Box T Strike	-	-	-	\$ 6.00
DB-03	Dust Box Full Lip Strike	-	-	-	\$ 6.00
DB-02	Dust Box Mortise Lock	\$ 6.00	\$ 6.00	\$ 11.00	-

MORTISE LOCKS

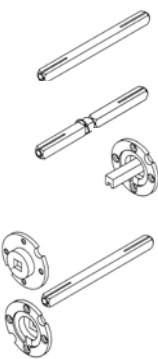
Must specify 2.1/2" or 2.3/4" backset. Must specify for levers or knobs. Includes: mortise lock body, face plate, strike plate, screws and dust box (no cylinder). Custom mortise locks and other backsets available upon special request. UL listed 3 hours fire rating.



Part No.	Description	Retail Price
		2.1/2" - 2.3/4"
ML-F	Entrance (Lever Sets)	\$ 300.00
ML-FD	Entrance	\$ 400.00
ML-FW	Entrance	\$ 300.00
ML-J	Classroom	\$ 400.00
ML-AC	Entrance	\$ 300.00
ML-N	Passage	\$ 300.00
ML-B	Entrance	\$ 300.00
ML-NC	Communicating	\$ 400.00
ML-E	Office	\$ 400.00
ML-LF	Privacy	\$ 300.00
ML-ELEC	Electrified	\$ 2,000.00
ML-EW	Storeroom	\$ 300.00
ML-H	Hotel	\$ 300.00
ML-DEADLOCK	Mortise deadlock	\$ 150.00
ML-PL2000 PGE	Mortise lock for passage pocket door	\$ 350.00
ML-PL2002 PCY	Mortise lock for privacy pocket door	\$ 400.00

See page 145 for details on functions.

SPINDLES



Part No.	Description	Overall length	Retail Price
X 016	8mm, solid spindle for doors 1.3/8" to 2.1/4"	4.1/2"	\$ 10.00
X 0100/8 -145	8mm, solid spindle for doors 2.3/8" to 3"	5.5/8"	\$ 20.00
X 0163 / X 1119-114	8mm, split spindle for doors 1.3/8" to 2.1/4"	4.1/2"	\$ 15.00
X 0163 / X 1119-145	8mm, split spindle for doors 2.3/8" to 3"	5.3/4"	\$ 15.00
X 0571	8mm, surface mounted dummy (for round rosette)		\$ 25.00
X 0571 OT SQ	8mm, surface mounted dummy (for square rosette)		\$ 28.00
X 0572	8mm, opposing mounted dummy plates		\$ 27.00
X 1118	5mm/tailpiece, for deadbolts with doors 1.3/8" to 1.3/4"		\$ 7.00
X 117/5-60	5mm x 60mm, for mortise lock functions with doors 1.3/4"		\$ 4.00
X 117/5-85	5mm x 85mm, for 105 privacy bolts with doors up to 1.3/4"		\$ 4.00

DEADBOLT, PRIVACY BOLT, MORTISE TRIM ONLY

K 1725



S 5700

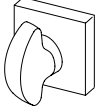


Part No.	03/03D	14	15	26	26D	32	32D	26/26D	OTHER
K 1724 RS BZG Interior trim for 105 RST (traditional)	\$ 83.00	\$ 100.00	\$ 86.00	-	-	-	-	\$ 109.00	\$ 113.00
K 1724 RS VBZG Exterior trim for 105 RST (traditional) Emergency release	\$ 83.00	\$ 100.00	\$ 92.00	-	-	-	-	\$ 109.00	\$ 113.00
K 1725 RS BZG Interior trim for 105 RSP (round)	\$ 74.00	\$ 95.00	\$ 89.00	\$ 74.00	\$ 89.00	-	-	-	\$ 100.00
K 1725 RS VBZG Exterior trim for 105 RSP (round) Emergency release	\$ 74.00	\$ 95.00	\$ 89.00	\$ 74.00	\$ 89.00	-	-	-	\$ 74.00
S 5700 RS BZG Interior trim for 105 RSS (stainless steel)	-	-	-	-	-	\$ 192.00	\$ 166.00	-	-
S 5700 RS VBZG Exterior trim for 105 RSS (stainless steel) Emergency release	-	-	-	-	-	\$ 149.00	\$ 114.00	-	-

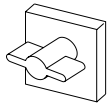
DEADBOLT, PRIVACY BOLT, MORTISE TRIM ONLY

Part No.	03/03D	14	15	26	26D	32	32D	26/26D	OTHER
K 1781 K 1781 RS BZG Interior trim for 105 RSQ (square)	-	\$ 176.00	\$ 161.00	\$ 146.00	\$ 161.00	-	-	-	\$ 161.00
K 1781 RS VBZG Exterior trim for 105 RSQ (square) Emergency release	-	\$ 176.00	\$ 161.00	\$ 146.00	\$ 161.00	-	-	-	\$ 161.00
S 5703 RS BZG Interior trim for 105 RSQS (square) stainless steel	-	-	-	-	-	\$ 259.00	\$ 199.00	-	-
S 5703 RS VBZG Exterior trim for 105 RSQS (square) stainless steel Emergency release	-	-	-	-	-	\$ 185.00	\$ 142.00	-	-
K 1728 RS BZG Interior trim for traditional deadbolt (101 RT)	\$ 72.00	\$ 82.00	\$ 79.00	-	\$ 82.00	-	-	-	\$ 94.00
K 1749 RSC Exterior trim for traditional deadbolt (101 RT)	\$ 40.00	\$ 49.00	\$ 42.00	-	-	-	-	\$ 41.00	\$ 49.00
K 1729 RS BZG Interior trim for traditional deadbolt (101 RT)	\$ 98.00	\$ 79.00	\$ 79.00	\$ 72.00	\$ 79.00	-	-	-	\$ 98.00
K 1748 RSC Exterior rosette for round deadbolt (101 RP)	\$ 44.00	\$ 48.00	\$ 48.00	\$ 44.00	\$ 48.00	-	-	-	\$ 50.00
R 5701 RS BZG Interior trim for round stainless deadbolt (101 RPS)	-	-	-	-	-	\$ 234.00	\$ 179.00	-	-
R 5705 RS Exterior trim for round stainless deadbolt (101 RPS)	-	-	-	-	-	\$ 134.00	\$ 103.00	-	-
R 5708 RS BZG Interior trim for square stainless deadbolt (101 RQS)	-	-	-	-	-	\$ 262.00	\$ 202.00	-	-
R 5709 RS Exterior trim for square stainless deadbolt (101 RQS)	-	-	-	-	-	\$ 164.00	\$ 126.00	-	-
K 1778 RS BZG Interior trim for square brass deadbolt (101 RQ)	-	\$ 193.00	\$ 161.00	\$ 146.00	\$ 161.00	-	-	-	\$ 161.00
K 1780 RSC Exterior trim for square brass deadbolt (101 RQ)	-	\$ 93.00	\$ 99.00	\$ 84.00	\$ 99.00	-	-	-	\$ 99.00
K 1726 Mortise lock cylinder collar (traditional)	\$ 45.00	\$ 45.00	\$ 45.00	\$ 37.00	\$ 42.00	-	-	-	\$ 51.00
S 1727 Mortise lock cylinder collar round (brass)	\$ 54.00	\$ 49.00	\$ 49.00	\$ 44.00	\$ 45.00	-	-	-	\$ 54.00
R 5700 Mortise lock cylinder collar round (stainless steel)	-	-	-	-	-	\$ 99.00	\$ 81.00	-	-
K 1767 Mortise lock cylinder collar square (brass)	-	\$ 111.00	\$ 101.00	\$ 92.00	\$ 92.00	-	-	-	\$ 101.00
R 5710 Mortise lock cylinder collar square (stainless steel)	-	-	-	-	-	\$ 136.00	\$ 104.00	-	-
X 1121 K / X 0228 Cylinder collar for exterior rosette for deadbolt (brass)	\$ 20.00	\$ 20.00	\$ 20.00	\$ 20.00	\$ 20.00	-	-	-	\$ 20.00
X 1121 K / X 0237 Cylinder collar for exterior rosette for deadbolt (stainless)	-	-	-	-	-	\$ 40.00	\$ 40.00	-	-
K 1806/1225 RS BZG Interior trim for K 1225 RSQ (square)	-	\$ 183.00	\$ 161.00	\$ 146.00	\$ 161.00	-	-	-	\$ 161.00
K 1806 RS VBZG Exterior trim K 1225 RSQ (square) Emergency release	-	\$ 183.00	\$ 161.00	\$ 146.00	\$ 161.00	-	-	-	\$ 161.00

K 1781



S 5703



K 1729



PRIVACY PINS

Part No.	Description	Finish options	Retail Price
X 0227	Pin for tubular latch (M3 thread)	03, 03D, 06A, 06B, 26, 26D, 16	\$ 12.00
X 0248	Pin for tubular latch stainless steel (M3 thread)	32, 32D	\$ 14.00

FASTNERS

Part No.	Description	Retail Price
X 176	Retaining ring to attach levers to rosettes and long escutcheons. Specify RH - LH	\$ 4.00
X 187	Metal washer	\$ 3.00
X 184	Retaining clip to attach thumbturns to rosettes and long escutcheons	\$ 3.00
X 1161	Locking o-ring to attach levers to rosettes and long escutcheon plates	\$ 3.00
X 1162	Stainless steel washer	\$ 3.00
X 1167	Stainless steel washer	\$ 3.00
X 0326	Nylon bushing to convert 8mm to 5mm	\$ 3.00
X 0339	Nylon bushing to convert 8mm to a flat tailpiece	\$ 3.00
X 1100	Spring for lever and rosette assembly	\$ 2.00
X 1107	Small nylon washer	\$ 2.00
X 1105	Medium nylon washer	\$ 2.00
X 1106	Large nylon washer	\$ 2.00

METRIC SCREWS FOR DOOR SETS

Part No.	Description	Retail Price
X 15	Standard pack for 1.3/8" or 1.3/4" doors (rosettes)	\$ 3.00
X 17	Standard pack for 1.3/8" or 1.3/4" doors (long escutcheons)	\$ 5.00
M4 x 30mm (1.1/4")		\$ 1.00
M4 x 40mm (1.1/2")		\$ 1.00
M4 x 50mm (2")		\$ 1.00
M4 x 90mm (3.1/2") non-cut & unfinished		\$ 1.00

DOOR PULL MOUNTING KITS

X 0523

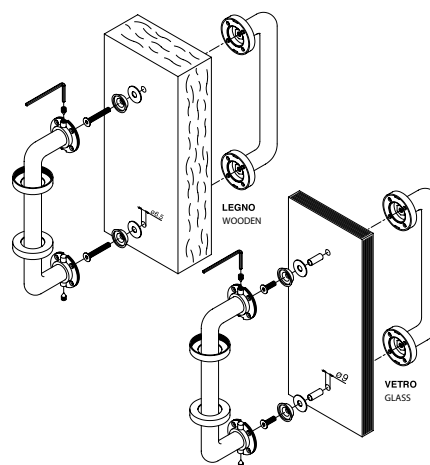
For mounting a pair of pull handles with screw-covering rosettes on a wooden door, thickness:
45-55 mm
55-65 mm

On a glass door, thickness: 8-12 mm

For pulls:
K 1188 - K 1210

Recommended hole diameter:
wooden door: \varnothing 6.5 mm
glass door: \varnothing 9 mm

Retail price \$ 63.00



X 0525

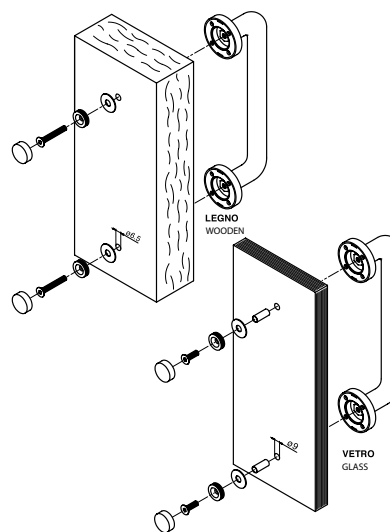
For mounting a single pull handle with rosettes on a wooden door, thickness:
45-55 mm
55-65 mm

On a glass door, thickness: 8-12 mm

For pulls:
K 1188 - K 1210

Recommended hole diameter:
wooden door: \varnothing 6.5 mm
glass door: \varnothing 9 mm

Retail price \$ 84.00



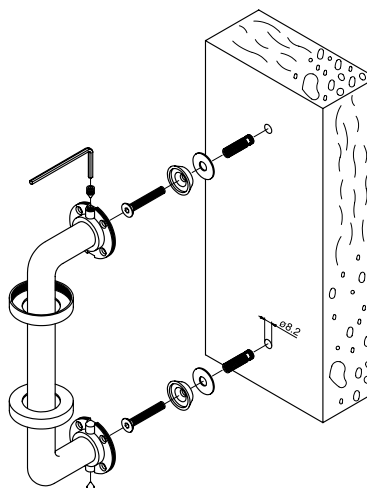
X 0526

For mounting a single pull handle with screw-covering rosettes on wooden door or on a masonry wall using a brass anchor screw.

For pulls:
K 1188 - K 1210

Recommended hole diameter: \varnothing 8.2 mm

Retail price \$ 53.00



DOOR PULL MOUNTING KITS

X 0528

For mounting a pair of pull handles without screw-covering rosettes on a wooden door, thickness:

45-55 mm

55-65 mm

On a glass door, thickness: 8-12 mm

For pulls:

K 1226 - K 1228 - K 1060 - K 1068

For pulls:

K 1054 - K 1055 - K 1056 - K 1061 - K 1066 - K 1067 - K 1231 - K 1235

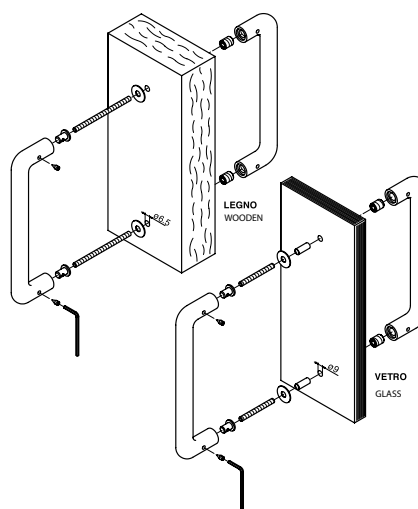
(Before installation roses may be removed)

Recommended hole diameter:

wooden door: \varnothing 6.5 mm

glass door: \varnothing 9 mm

Retail price \$ 63.00



X 0530

For mounting a single pull handle without rosettes on a wooden door, thickness:

45-55 mm

55-65 mm

On a glass door, thickness: 8-12 mm

For pulls:

K 1226 - K 1228 - K 1060 - K 1068

For pulls:

K 1054 - K 1055 - K 1056 - K 1061 - K 1066 - K 1067 - K 1231 - K 1235

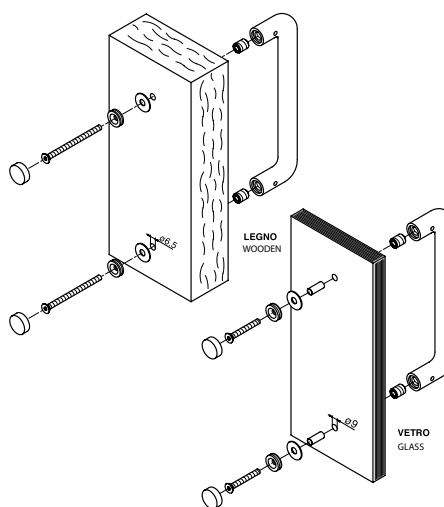
(Before installation roses may be removed)

Recommended hole diameter:

wooden door: \varnothing 6.5 mm

glass door: \varnothing 9 mm

Retail price \$ 84.00



X 0531

For mounting a single pull handle without rosettes on a wooden door or on a masonry wall using a brass anchor screw.

For pulls:

K 1226 - K 1228 - K 1060 - K 1068

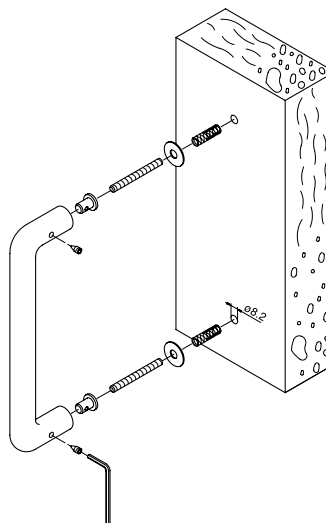
For pulls:

K 1054 - K 1055 - K 1056 - K 1061 - K 1066 - K 1067 - K 1231 - K 1235

(Before installation roses may be removed)

Recommended hole diameter: \varnothing 8.2 mm

Retail price \$ 53.00



DOOR PULL MOUNTING KITS

X 0544

For mounting a single pull handle without rosettes on a burglary-proof steel-clad door.

For pulls:

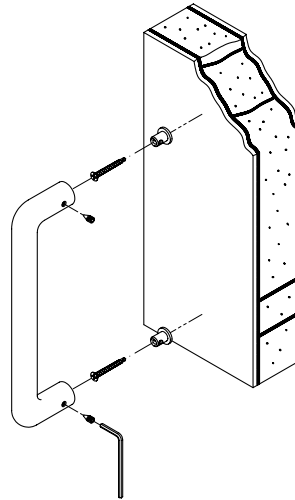
K 1226 - K 1228 - K 1060 - K 1068

For pulls:

K 1054 - K 1055 - K 1056 - K 1061 - K 1066 - K 1067 - K 1231 - K 1235

(Before installation roses may be removed)

Retail price \$ 84.00



X 0551

For mounting a single pull handle without screw-covering rosettes on an aluminum door.

For pulls:

K 1226 - K 1228 - K 1060 - K 1068

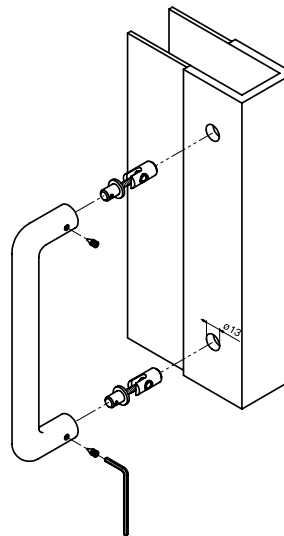
For pulls:

K 1054 - K 1055 - K 1056 - K 1061 - K 1066 - K 1067 - K 1231 - K 1235

(Before installation roses may be removed)

Recommended hole diameter: \emptyset 13 mm

Retail price \$ 84.00

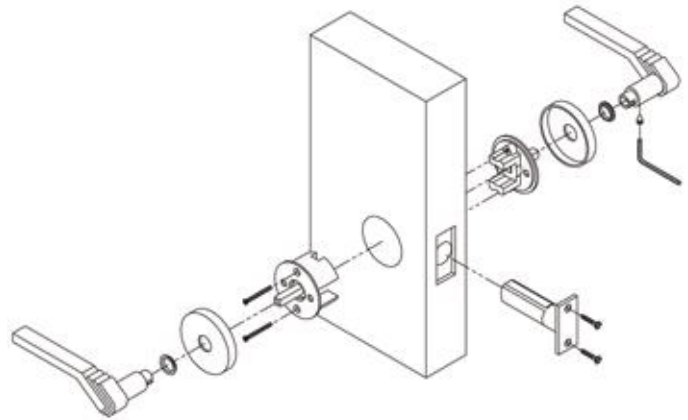


DUMMY SET ADAPTORS Round rosettes - solid brass

X 003/1 Double RP

Set includes: 2 underosettes, 1 latch bolt blank
BACKSET 2.3/4" and 2.3/8"

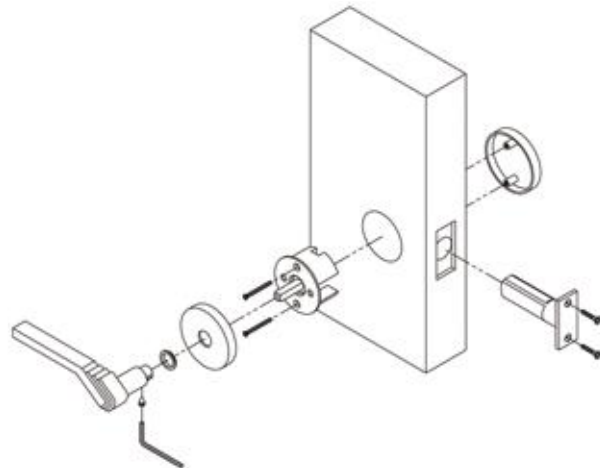
Retail price \$ 79.00



X 003/2 Single RP

Set includes: 1 underosette, 1 latch bolt blank, 1 blind
brass rosette for opposite side.
BACKSET 2.3/4" and 2.3/8"

Retail price \$ 95.00

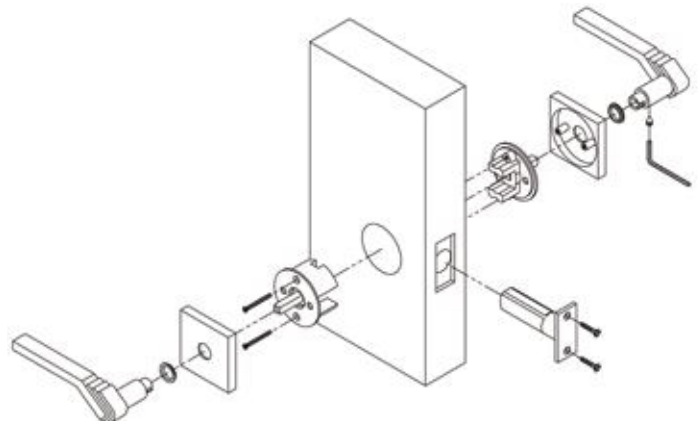


DUMMY SET ADAPTORS Square rosette - Solid Brass

X 003/1 Double RQ

Set includes: 2 underosettes, 1 latch bolt blank
BACKSET 2.3/4" and 2.3/8"

Retail price \$ 79.00

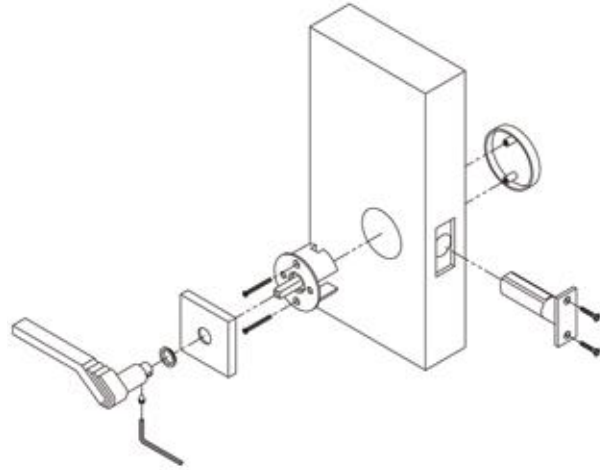


DUMMY SET ADAPTORS Square rosette - Solid Brass

X 003/2 Single RQ

Set includes: 1 underosette, 1 latch bolt blank, 1 blind brass rosette for opposite side.
BACKSET 2.3/4" and 2.3/8"

Retail price \$ 95.00

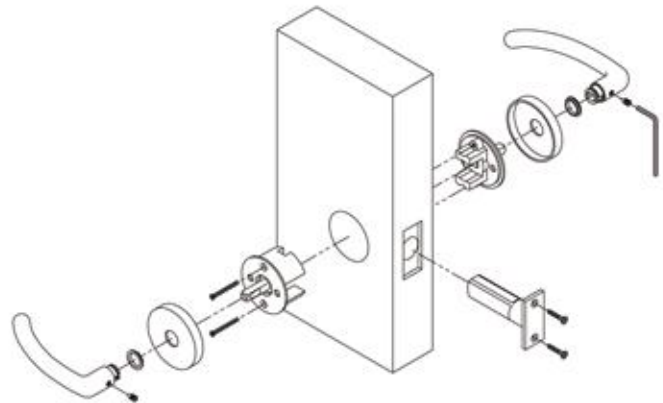


DUMMY SET ADAPTORS Round rosette - Stainless Steel

X 003/1 Double RPS

Set includes: 2 underosettes, 1 latch bolt blank
BACKSET 2.3/4" and 2.3/8"

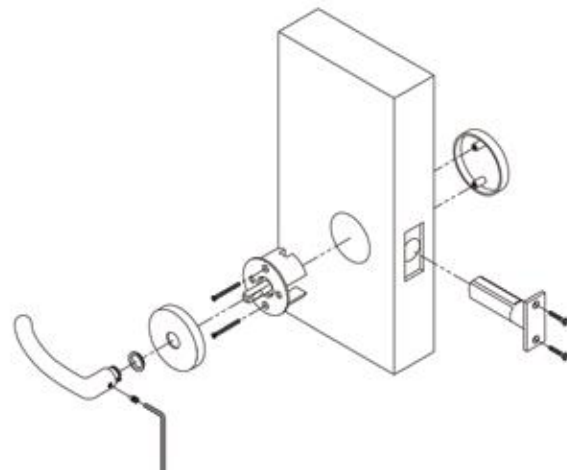
Retail price \$ 79.00



X 003/2 Single RPS

Set includes: 1 underosette, 1 latch bolt blank, 1 blind brass rosette for opposite side.
BACKSET 2.3/4" and 2.3/8"

Retail price \$ 95.00

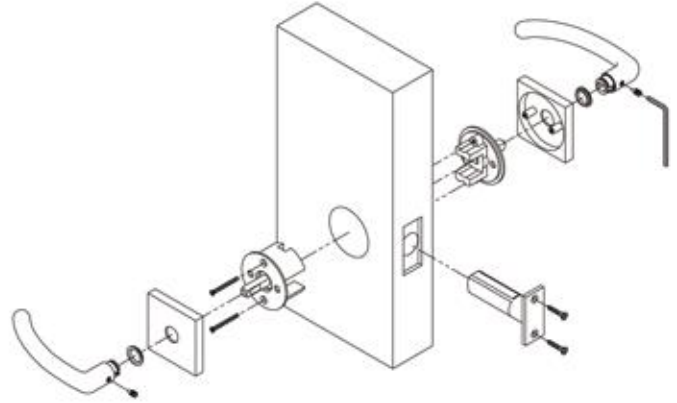


DUMMY SET ADAPTORS Square rosette - Stainless Steel

X 003/1 Double RQS

Set includes: 2 underosettes, 1 latch bolt blank
BACKSET 2.3/4" and 2.3/8"

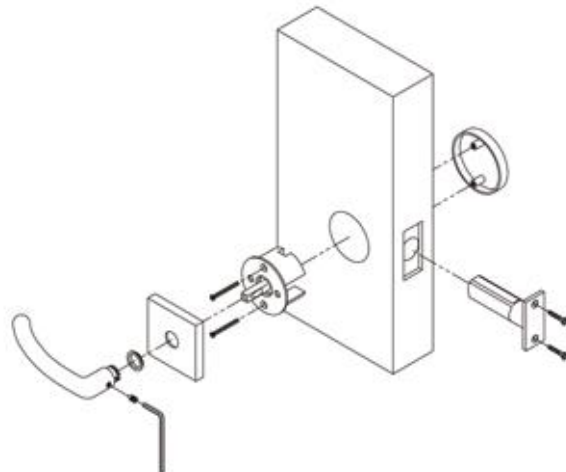
Retail price \$ 79.00



X 003/2 Single RQS

Set includes: 1 underosette, 1 latch bolt blank, 1 blind
brass rosette for opposite side.
BACKSET 2.3/4" and 2.3/8"

Retail price \$ 95.00





List of door thicknesses

*Technical information
can be viewed under
"Technical Documents" at
www.vallivalli-us.com*

List of door thickness for each door lever

Each lever/knob design accommodates a different spindle length, based on the shape of the shank. See below the list of the standard spindle lengths for each model. Our set-up is for 1.3/4" thick door. Different door thicknesses must be specified at the time of the order. The below is for reference only.

DOOR LEVERS

Article	Series	Thickness from	to	1.3/4" with spindle	1.3/8" with spindle
H 163	Sarissa	33 mm	55 mm	8 x 114 mm	
H 165	Germana	33 mm	53 mm	8 x 114 mm	
H 174	Altair	33 mm	50 mm	8 x 114 mm	
H 176	Spiga	33 mm	55 mm	8 x 114 mm	
H 192	Prunus	33 mm	55 mm	8 x 114 mm	
H 198	Mizar	33 mm	55 mm	8 x 114 mm	
H 414	Amber	30 mm	60 mm	8 x 114 mm	
H 415	Scarlet	30 mm	60 mm	8 x 114 mm	
H 416	Garnet	30 mm	60 mm	8 x 114 mm	
H 419	Bordeaux	30 mm	60 mm	8 x 114 mm	
H 1003	Croco	33 mm	55 mm	8 x 114 mm	
H 1004	Antares	37 mm	43 mm	8 x 96 mm	
H 1016	Nabucco	37 mm	57 mm	8 x 104 mm	8 x 96 mm
H 1018	Otello	33 mm	57 mm	8 x 114 mm	
H 1022	Ermani	37 mm	55 mm	8 x 114 mm	8 x 104 mm
H 1024	Lolita	30 mm	55 mm	8 x 114 mm	
H 1026	Dido	33 mm	48 mm	8 x 96 mm	
H 1027	Dafne	33 mm	55 mm	8 x 114 mm	
H 1037	Teseo	38 mm	50 mm	8 x 104 mm	8 x 96 mm
H 1039	Fedra	27 mm	54 mm	8 x 104 mm	
H 1040	Siberia	38 mm	50 mm	8 x 104 mm	
H 1043	Alcina	35 mm	64 mm	8 x 114 mm	
H 1044	Oberon	40 mm	55 mm	8 x 104 mm	8 x 96 mm
H 1044 U	Oberon	40 mm	55 mm	8 x 104 mm	8 x 96 mm
H 1045	Bess	36 mm	62 mm	8 x 114 mm	8 x 104 mm
H 1046	Nais	32 mm	63 mm	8 x 114 mm	
H 1049	Divara	32 mm	63 mm	8 x 114 mm	
H 1050	Giasone	32 mm	63 mm	8 x 114 mm	
H 1052	Supersonic	33 mm	63 mm	8 x 114 mm	
H 1054	W.W.	33 mm	63 mm	8 x 114 mm	
H 1055	Words	36 mm	52 mm	8 x 104 mm	8 x 96 mm
H 1056	Quadra	32 mm	63 mm	8 x 114 mm	
H 1057	Retrò	32 mm	63 mm	8 x 114 mm	
H 1058	Amica	37 mm	52 mm	8 x 104 mm	8 x 96 mm
H 1060	Alina	37 mm	52 mm	8 x 104 mm	
H 1061	Cenerentola	32 mm	63 mm	8 x 114 mm	
H 1062	Carmen	33 mm	55 mm	8 x 114 mm	8 x 104 mm
H 1066	Zeus	33 mm	55 mm	8 x 114 mm	8 x 104 mm
H 1067	Rose	33 mm	55 mm	8 x 114 mm	8 x 104 mm
H 1068	Moon	33 mm	55 mm	8 x 114 mm	8 x 104 mm
H 1748	Estrella	33 mm	63 mm	8 x 114 mm	
H 4730	White	30 mm	60 mm	8 x 114 mm	
H 4742	Coral	38 mm	52 mm	8 x 104 mm	8 x 96 mm

Note: For the levers on slim rosette, the spindle is 10mm shorter than what indicated in the list above.

List of door thickness for each door lever

DOOR KNOBS

Article	Series	Thickness from	to	1.3/4" with spindle	1.3/8" with spindle
K 1054	W.W.	42 mm	54 mm	8 x 96 mm	
K 1055	Words	42 mm	54 mm	8 x 96 mm	
K 1056	Quadra	42 mm	54 mm	8 x 96 mm	
K 1060	Alina	33 mm	45 mm	8 x 114 mm	
K 1061	Cenerentola	20 mm	55 mm	8 x 114 mm	
K 1067	Rose	42 mm	54 mm	9 x 96 mm	
K 1155		33 mm	50 mm	8 x 114 mm	
K 1160		37 mm	50 mm	8 x 104 mm	8 x 96 mm
K 1168		42 mm	54 mm	8 x 114 mm	8 x 104 mm
K 1170		42 mm	54 mm	8 x 114 mm	8 x 104 mm
K 1171		42 mm	54 mm	8 x 114 mm	8 x 104 mm
K 1730		33 mm	50 mm	8 x 114 mm	

Note: For the knobs on slim rosette, the spindle is 10mm shorter than what indicated in the list above.

Certifications

Quality Certifications

Valli&Valli / ASSA ABLOY has obtained the following certifications:





*Environmental
Management according to
UNI EN ISO 14001:2015*

*European Regulation
EN 1906:2012*

*Quality Management
according to
UNI EN ISO 9001:2015*


*Valli&Valli's primary
factory site, in Renate
(Italy), has achieved
verification from the
Carbon Trust that it
provides a zero waste
to landfill operation*

General sales terms and conditions

General sales terms and conditions

All orders are accepted subject to the following Terms and Conditions of Sale. Any terms and/or conditions contained in the Buyer's purchase order or other writing pertaining to such order which are in conflict with or add to or subtract from the following Terms and Conditions of Sale shall not become part of any resulting contract unless expressly accepted in writing by Valli & Valli (U.S.A.) Inc. ("V&V").

1. GENERAL INFORMATION

- (a) V&V reserves the right to accept or reject any order for any reason.
- (b) No order is binding on V&V until received in writing and approved by V&V. V&V agrees to sell and Buyer agrees to buy only in accordance with these terms and conditions which are applicable to and binding upon the sale and purchase of every product sold by V&V. No departure from these terms and conditions in any respect whatsoever shall be valid except when in writing and signed by an authorized officer of V&V. Any additions, deletions or other changes to or in an order are subject to the terms and conditions stated herein. No salesman or agent of V&V has the authority to make any changes in V&V's terms and conditions or sale prices.
- (c) V&V shall deliver the products specified on an order within a reasonable time after acceptance of orders, and shall use reasonable efforts to make timely delivery subject to the ability of V&V to ship, at the time and in the quantity specified, contingent upon strikes, floods, fires, accidents, labor or material troubles, product availability, or rules and regulations of the United States or any state, municipal or other lawful authority therein or where V&V's products are manufactured, or other causes beyond the control of V&V, and V&V shall not be liable for damages for failure to make partial or complete shipment or for any delay in making shipments. In no event shall the terms of this provision affect Buyer's obligation to pay for goods sold and delivered.
- (d) The Buyer may not cancel an order without V&V's consent. If V&V is unable to make shipment of specified quantities of its standard products within thirty (30) days of the specified time and so notifies the Buyer, the Buyer may give notice to V&V by telefax confirmed by letter sent registered mail of its intention to cancel that part of the order which remains unshipped at the time of V&V's receipt of such telefax or within fifteen (15) days after the post-marked date of such letter, whereupon such unshipped part of the order shall be cancelled.
- (e) All specifications listed in our Catalog and/or Price List are subject to change without notice including packing, weights, measurements and product designs.

2. PRICES

- (a) Prices are quoted, products are sold, and all shipments are made F.O.B. V&V's warehouse, unless otherwise specified. All prices are stated in U.S. currency.
- (b) Each order, or any part thereof, is subject to billing and payment at V&V's prices in effect at the time of shipment.
- (c) V&V reserves the right to change any of the prices of an order up to the date of shipment, upon notice to the Buyer. Any orders upon which prices have been changed which are not confirmed by Buyer within fifteen (15) days of notice being sent shall be cancelled.
- (d) All prices are subject to additional federal, city and state taxes, if applicable.
- (e) Prices, terms and conditions of sale, and trade discounts, if any, are subject to change without prior notice at any time prior to V&V's acceptance of the Buyer's order.

3. TERMS OF PAYMENT

- (a) Terms of payment are thirty (30) days net from the date of V&V's invoice and payment is not timely unless actually received by V&V on or before the due date.
- (b) A service and carrying charge of one and one half (1-1/2%) percent per month (annual percentage rate eighteen (18%) percent) will be charged on all invoices outstanding more than thirty-five (35) days. Buyer shall pay all costs and expenses (including reasonable attorney's fees) incurred by V&V in connection with any payments not made when due. V&V reserves the right to stop confirmed shipments to accounts which have invoices over sixty (60) days past due.
- (c) If Buyer fails to pay an invoice at maturity or defaults on or repudiates this or any other agreement with V&V, or becomes insolvent or calls a meeting of its creditors or if a bankruptcy, insolvency, re-organization or arrangement proceeding is commenced by or against Buyer, V&V may (i) cancel this and/or any other contracts with Buyer, and Buyer shall remain liable for any damages to V&V; or (ii) (a) declare all outstanding invoices under this and/or any other contracts immediately due and payable; (b) defer any shipments hereunder; (c) sell all or part of the undelivered goods at private or public sale, at which V&V may become buyer; (d) bill at contract price all or any part of the undelivered goods to Buyer, with delivery to Buyer only after full payment is made; and (e) take possession of delivered but unpaid for goods wherever found without process of law.
- (d) If, at any time, reasonable grounds for insecurity arise with respect to Buyer's performance of its payment obligations to V&V. V&V may demand payment in full for the products or such financial security which in V&V's sole discretion shall be equivalent to the sales price of the products.

4. RUSH DELIVERY CHARGES \$ 30.00 NET

Applies to all orders requested to be shipped within 48 hrs.

DROP SHIP CHARGES \$ 5.00

5. SHIPPING AND FREIGHT ALLOWANCE

V&V will ship products in any manner most satisfactory to V&V, based upon convenience, experience and cost. Full freight allowed and prepaid to all points in the continental United States on any shipment equal to or in excess of One Thousand (\$1,000.00) Dollars net invoice value by the carrier of V&V's selection.

No freight allowance on shipments of less than One Thousand (\$1,000.00) Dollars net invoice value. A One (\$1.50) Dollar fifty cent service charge per shipment shall be applied for freight handling and insurance coverage.

6. RETURNS

A written request must be received by V&V within 90 days from the date of the receipt of the order and approved by an authorized officer of V&V in writing prior to the return of any products. Returns must be made within 90 days of RGA approval. Any approved returns shall be delivered at Buyers expense freight prepaid to any point designated by V&V and a minimum of thirty-five (35%) percent handling charge will apply. A handling fee will be charged on all returned goods. All returned goods must be returned in the original factory sealed cartons and must be in saleable condition. Merchandise may be returned for credit toward future orders only. Credit must be applied within one (1) year of the date of issuance.

7. CLAIMS

Risks of theft, loss or damage to, or destruction of, the products shall pass to the Buyer when the products are placed in the possession of the first carrier at V&V's place of shipment. Claims for damage, loss in transit and delay in delivery must be made to the carrier by the Buyer. All other claims must be reported promptly within fifteen (15) days of receipt of merchandise. Replacement deliveries shall be made or returns accepted only if V&V's investigation supports the claim. V&V's liability with respect to substantiated claims shall be limited to either replacing or accepting the return of the products with refund of the original purchase price.

General sales terms and conditions

8. LIMITED WARRANTY

V&V warrants to third party purchasers that V&V products shall be free from defects in material or workmanship for a period of one (1) year following their purchase from an authorized V&V dealer. V&V's sole obligation under this warranty shall be to repair or replace products which V&V determines to be defective and which are returned to V&V with proper documentation during the warranty period, shipping charges prepaid to 100 Commerce Way, Suite 2, Hackensack, NJ 07601.

V&V DOES NOT ASSUME ANY WARRANTY RESPONSIBILITY FOR DAMAGES DUE TO CONDITIONS OVER WHICH V&V HAS NO CONTROL, INCLUDING BUT NOT LIMITED TO IMPROPER INSTALLATION, IMPACT, TAMPERING OR ABUSE. FINISHES CANNOT BE GUARANTEED FROM TARNISHING, EXCESSIVE WEAR, OR DETERIORATION DUE TO EXPOSURE TO ATMOSPHERIC CONDITIONS OVER WHICH V&V HAS NO CONTROL. V&V MAKES NO OTHER WARRANTIES, EXPRESS OR IMPLIED, WITH RESPECT TO THE PRODUCTS DELIVERED, INCLUDING WITHOUT LIMITATION, ANY WARRANTY OF MERCHANTABILITY OR FITNESS FOR A PARTICULAR PURPOSE.

IN NO EVENT SHALL V&V BE LIABLE FOR ANY SPECIAL, INDIRECT, INCIDENTAL OR CONSEQUENTIAL DAMAGES INCLUDING, BUT NOT LIMITED TO, LOSS OF PROFITS OR DAMAGES TO BUSINESS OR BUSINESS RELATIONS.

THIS WARRANTY IS IN LIEU OF ALL OTHER WARRANTIES EXPRESS OR IMPLIED, STATUTORY OR OTHERWISE AND IS LIMITED TO THE DURATION OF THE WARRANTY PERIOD OF THIS EXPRESS WARRANTY. SOME STATES DO NOT ALLOW LIMITATION ON HOW LONG AN IMPLIED WARRANTY LASTS OR THE EXCLUSION OR LIMITATION OF INCIDENTAL OR CONSEQUENTIAL DAMAGES SO THE ABOVE LIMITATIONS OR EXCLUSIONS MAY NOT APPLY TO BUYER. THIS WARRANTY GIVES YOU SPECIFIC LEGAL RIGHTS AND BUYER MAY ALSO HAVE OTHER RIGHTS WHICH VARY FROM STATE TO STATE.

9. GOVERNING LAWS

Any controversy or claim arising out of or relating to the purchase or sale of V&V's products shall be construed in accordance with the laws of the State of New York and shall be settled by arbitration in the City, Country and State of New York in accordance with the current Commercial Arbitration Rules of the American Arbitration Association and judgment upon the award rendered may be entered in any court of competent jurisdiction.

10. SIZES AND DIMENSIONS

Conversion from metric to U.S. measurements is approximate. Refer to product for exact metric sizing.

11. PROJECTS

All project orders require a down payment. Freight FOB New Jersey Warehouse.

12. DISCONTINUED

We may discontinue products or alter specifications at any time without prior notification or obligation. Product will continue to be available as long as inventory remains, after which the product will be discontinued. This program is intended to help our customers anticipate future needs and to avoid bidding or taking orders on parts which may not be available in sufficient quantities when needed.

13. INDUSTRY STANDARD

The prevailing industry standard is that the special order items, electrical products and specialty keyed products may not be returned.

14. CARE & MAINTENANCE

Door handles and their accessories are designed to open and close doors. They represent a complimentary element of the door, together with the frame, hinges, door panel, lock and cylinder.

Opening and closing a door with a handle requires certain actions, such as opening a security bolt.

Only in certain cases, such as on emergency doors, the handles serves the function of working the lock by lowering or pushing it.

Window handles too are to be considered only a complimentary part of the window. It is normally the opening system of the window that determines the hardware required and consequently the mechanism required for the working of the window handle.

Door handles, pull handles and window handles are often incorrectly used, damaging the product and the quality standard defined by the producer.

Common errors include:

The use of the handle as a support or hook for objects which may be excessively heavy.

The use of the handle as a plaything by children.

The use of the handle as a doorstop against the wall.

Valli&Valli products do not require excessive maintenance. For care and cleaning, except in those cases where a specific product is recommended for certain finishes, Valli&Valli recommends the use of just a soft dry cloth.

To ensure correct installation, the instructions contained in the box should be followed.

If necessary consult the retailer or specialized personnel.

In the case of products in glass or porcelain together with brass, it should be remembered that these fragile materials are liable to break if used incorrectly.

Valli&Valli recommends the use of doorstops fixed to the floor or the wall close to the door or its handle.

On all products with a grab screw Valli&Valli recommends the use of a retaining compound.

It is also advisable to check the position and tightness of all fixing elements at regular intervals.

The user/purchaser of the product should ask the retailer for instructions regarding the correct installation, care and maintenance of the product.

Valli&Valli products are subject to a continual process of development and updating, and production is constantly monitored by Valli&Valli Quality Assurance.

Most Valli&Valli products are "tools" for opening and closing doors and windows.

Inevitably, as with all artifacts, depending on the material of which they are made and where they are made and where they are used, they are subject to wear and then passing of time.

Brass, an alloy subject to oxidation, has to be covered with a protective coating if its appearance is to remain unchanged over time.

Care should be taken during use and maintenance, as improper use or poor maintenance could damage the protective coating, permitting corrosion and consequently causing an anti-aesthetic appearance.

Stainless steel is generally considered to be indestructible.

However, even this material can show the occasional scratch or spot of rust.

Such rust-spots are so-called "surface ruse", and can be removed using an appropriate cleaner, available from specialized retailers.

The manufacturer cannot be held responsible for damage due to normal wear and tear, incorrect treatment, installation or maintenance or non-observance of the above warnings.











Headquarters/Showroom

Valli&Valli (U.S.A.) Inc.

22 West 21st Street
6th Floor
New York, NY 10010
Tel. (212) 326 8811
Fax (212) 326 8816
Toll Free (877) 326 2565
E-mail: sales@vallivalli-us.com

Warehouse

Valli&Valli (U.S.A.) Inc.

100 Commerce Way, Suite 2
Hackensack, NJ 07601
Tel. (973) 249 0085
Fax (973) 249 0135

Commercial offices in Italy

Domestic Sales

Tel. +39 0362 982271
Fax +39 0362 982235
valli.italia@vallievalli.com

Export Sales

Tel. +39 0362 982260
Fax +39 0362 982214
valli.export@vallievalli.com

Showroom

New York
22 West 21st Street
6th Floor
New York, NY 10010
Tel. (212) 326 8811
Fax (212) 326 8816

Factory

Valli&Valli
Via Concordia, 16
20838 Renate (MB) Italy

Headquarters/Showroom

Valli&Valli (U.S.A.) Inc.

22 West 21st Street,

6th Floor

New York, NY 10010

Tel. (212) 326 8811

Fax (212) 326 8816

Toll Free (877) 326 2565

sales@vallivalli-us.com

Warehouse

Valli&Valli (U.S.A.) Inc.

100 Commerce Way,

Suite 2

Hackensack, NJ 07601

Tel. (973) 249 0085

Fax (973) 249 0135

www.vallivalli-us.com