



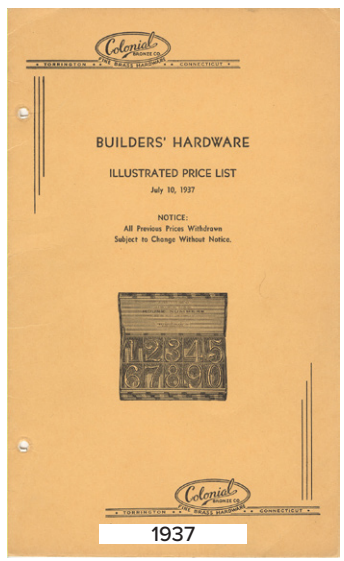


Josef Ruefelli

The TANNER'S CRAFT

FINE BRASS HARDWARE SINCE 1927

OCTOBER 1, 2025 CATALOG AND PRICE LIST



SUSTAINABLE, 92% RECYCLED MATERIAL, CERTIFIED




LIFETIME FINISH GUARANTEE

PROUDLY MADE IN THE



USA 100% AMERICAN MADE



FOR NEARLY A CENTURY, A LEGACY OF PRECISION, SUSTAINABILITY, AND ENDURING BEAUTY

FINISHES



3 TIER 2
POLISHED
BRASS



3A TIER 2
UNLACQUERED
POLISHED BRASS



4 TIER 1
SATIN
BRASS



4F TIER 2
FROST BRASS™



5 TIER 2
ANTIQUÉ
BRASS



M4 TIER 2
MATTE SATIN
BRASS



M5 TIER 2
MATTE ANTIQUÉ
SATIN BRASS



D5 TIER 2
DISTRESSED
ANTIQUÉ BRASS



AB TIER 2
ANTIQUÉ
BRONZE



AF TIER 2
FRENCH
GOLD



WB TIER 2
WEATHERED
BRASS



CU TIER 2
POLISHED
COPPER



SCU TIER 2
SATIN
COPPER



MSCU TIER 2
MATTE SATIN
COPPER



11 TIER 2
ANTIQUÉ
COPPER



M11 TIER 2
MATTE ANTIQUÉ
COPPER



D11 TIER 2
DISTRESSED
ANTIQUÉ COPPER




9 TIER 2
POLISHED
BRONZE



10 TIER 2
SATIN
BRONZE



M10 TIER 2
MATTE SATIN
BRONZE



19 TIER 2
SATIN
BLACK



M19 TIER 2
MATTE
SATIN BLACK



D19 TIER 2
DISTRESSED
SATIN BLACK



19F TIER 2
FROST BLACK™

EVERY ITEM AVAILABLE IN EVERY FINISH INCLUDING MANY TWO-TONE OPTIONS AS NOTED
(Some Distressed Finish Exceptions)

FINISHES



20 TIER 2
LIGHT
STATUARY BRONZE



M20 TIER 2
MATTE LIGHT
STATUARY BRONZE



D20 TIER 2
DISTRESSED LIGHT
STATUARY BRONZE



10B TIER 2
OIL RUBBED
BRONZE



M10B TIER 2
MATTE OIL
RUBBED BRONZE



D10B TIER 2
DISTRESSED OIL
RUBBED BRONZE




S10B TIER 2
HERITAGE
BRONZE



20A TIER 2
DARK STATUARY
BRONZE



M20A TIER 2
MATTE DARK
STATUARY BRONZE



26 TIER 1
POLISHED
CHROME



26D TIER 1
SATIN
CHROME



M26D TIER 2
MATTE SATIN
CHROME



26F TIER 2
FROST CHROME™



14 TIER 2
POLISHED
NICKEL



15 TIER 1
SATIN
NICKEL



15CC TIER 2
NICKEL
STAINLESS



M15 TIER 2
MATTE SATIN
NICKEL



15B TIER 2
PEWTER




M15B TIER 2
MATTE
PEWTER




D15B TIER 2
DISTRESSED
PEWTER



15F TIER 2
FROST NICKEL™



GRA TIER 2
GRAPHITE



MGRA TIER 2
MATTE GRAPHITE



MINIMUM 92% RECYCLED CONTENT
PRE-CONSUMER

EVERY ITEM AVAILABLE IN EVERY FINISH INCLUDING MANY TWO-TONE OPTIONS AS NOTED
(Some Distressed Finish Exceptions)

FINISHES BY FINISH CODE

FINISH CODE	FINISH DESCRIPTION	PRICING TIER
3	Polished Brass	2
3A	Unlacquered Polished Brass	2
4	Satin Brass	1
4F	Frost Brass™	2
5	Antique Satin Brass	2
9	Polished Bronze	2
10	Satin Bronze	2
10B	Oil Rubbed Bronze	2
S10B	Heritage Bronze	2
11	Antique Copper	2
14	Polished Nickel	2
15	Satin Nickel	1
15F	Frost Nickel™	2
15B	Pewter	2
15CC	Nickel Stainless	2
19	Satin Black	2
19F	Frost Black™	2
20	Light Statuary Bronze	2
20A	Dark Statuary Bronze	2
26	Polished Chrome	1
26D	Satin Chrome	1
26F	Frost Chrome™	2
AB	Antique Bronze	2
AF	French Gold	2

FINISH CODE	FINISH DESCRIPTION	PRICING TIER
CU	Polished Copper	2
SCU	Satin Copper	2
D5	Distressed Antique Brass	2
D10B	Distressed Oil Rubbed Bronze	2
D11	Distressed Antique Copper	2
D15B	Distressed Pewter	2
D19	Distressed Black	2
D20	Distressed Light Statuary Bronze	2
GRA	Graphite	2
M4	Matte Satin Brass	2
M5	Matte Antique Brass	2
M10	Matte Satin Bronze	2
M10B	Matte Oil Rubbed Bronze	2
M11	Matte Antique Copper	2
M15	Matte Satin Nickel	2
M15B	Matte Pewter	2
M19	Matte Satin Black	2
M20	Matte Light Statuary Bronze	2
M20A	Matte Dark Statuary Bronze	2
M26D	Matte Satin Chrome	2
MGRA	Matte Graphite	2
MSCU	Matte Satin Copper	2
WB	Weathered Brass	2



**Add the Antimicrobial Power of Silver
to protect your new hardware!**

Agion® silver ion protection is available on any item in satin or distressed lacquered finishes for a **25%** upcharge to the base price of the item. To learn more about Agion®, please visit <https://www.sciessent.com>.

To add Agion® Protection to your products, simply add a **“G”** to the start of the finish code. The leading **“G”** before the regular finish codes will tell us you want Agion®.

For example: 143 knob in satin chrome (143-26D) has a list price of \$24.20 – To order the same item with Agion® protection, change the finish code to G26D and the new item number is 143-G26D with a list price of \$30.25 (\$24.20 plus 25% upcharge for Agion® protection).

EVERY ITEM AVAILABLE IN EVERY FINISH INCLUDING MANY TWO-TONE OPTIONS AS NOTED
(Some Distressed Finish Exceptions)



TABLE OF CONTENTS

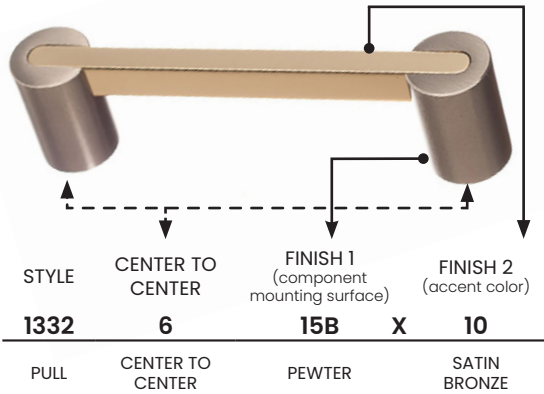
2	FINISHES
6	ORDER GUIDE
7	MOUNTING DESCRIPTIONS AND PRICING
9	TERMS AND CONDITIONS OF SALE
12	CABINET KNOBS/SHOWER DOOR KNOBS
31	CABINET/APPLIANCE/DOOR PULLS/SHOWER DOOR PULLS
84	EDGE PULLS
90	ROSES AND BACKPLATES
97	PIVOT HINGES
98	GARMENT RODS
99	BATH ACCESSORIES AND TOWEL BARS
102	MISCELLANEOUS
<hr/>	
103	THE TANNER'S CRAFT®
106	LEATHER COLORS
108	ORDER GUIDE
109	CABINET KNOBS
111	PULLS
120	ROSES, BACKPLATES, AND GARMENT RODS
<hr/>	
121	JOSEF RUEFELLI
122	PATTERNS AND FINISHES
125	ORDER GUIDE
126	CABINET KNOBS
127	PULLS
<hr/>	
129	INDEX
166	SHOWER DOOR PULL / SHOWER DOOR KNOB PRICE LIST



ORDER GUIDE

TWO-TONE/FINISH-CAPABLE HARDWARE

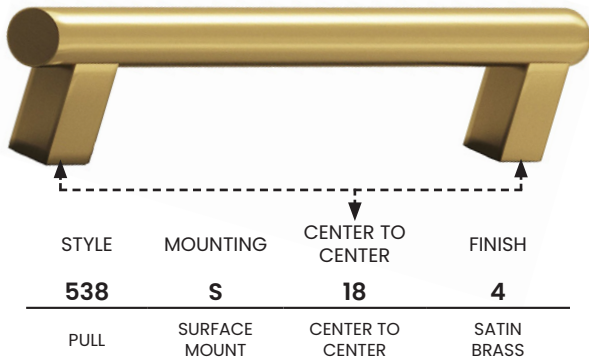
PART NUMBER: 1332-6-15BX10



When ordering two-tone (combination of two finishes) items, FINISH 1 always refers to the part of the item that touches the mounting surface and FINISH 2 always refers to the accent color.

SPECIFYING MOUNTING FOR PULLS

PART NUMBER: 538S-18-4



If the pull can be either through bolt, surface, or back-to-back mounted, we will assume you want through-bolt mounting unless told otherwise. In the above example, this pull will be surface mounted, so the mounting type "S" is used. See pages 7-8 for mounting options.


APPLICATION ABBREVIATIONS

Appliance Pull	AP
Backplate	BP
Cabinet Knob	CK
Cabinet Pull	CP
Door Pull	DP
Edge Pull	EP
Shower Door Knob	SDK
Shower Door Pull	SDP
Towel Bar	TB

HOW TO ORDER CUSTOM-LENGTH COLONIAL BRONZE PULLS

All pulls where "per-inch" pricing is offered indicates that the pull can be ordered in custom center-to-center (CtC) and/or overall length dimensions.

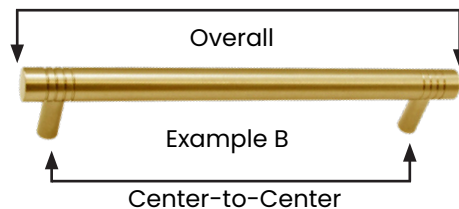
- If only the CtC dimension can be changed (as in Example A below), determine the CtC dimension required. If the CtC is not a whole number, round up to the nearest whole number.
- The list price is determined simply by the rounded-up center dimension of the pull *times* the per-inch price.



PRICE for 12" CtC: 12 x (Per-Inch Price) = List Price

PRICE for 12 3/8" CtC: 13 (rounded-up CtC) x (Per-Inch Price)

- If *both* the overall length *and* center-to-center dimensions can be customized (Example B below), the pricing is a function of the overall length.



PRICE for 12" Overall with 9" CtC: 12 x (Per-Inch Price) = List Price

PRICE 14 1/4" overall with 12 3/8" CtC handle: 15 (rounded-up length) x (Per-Inch Price) = List Price

DOOR AND SHOWER DOOR PULLS: BACK-TO-BACK

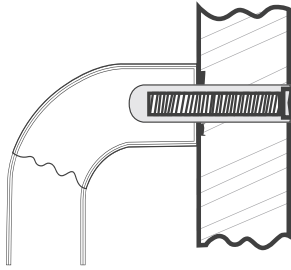


When specifying handles for regular or shower doors, please be sure to provide the following information:

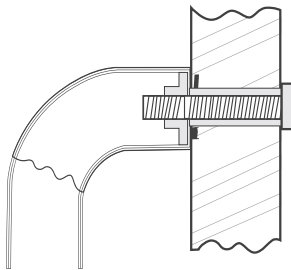
- Thickness of the wood (typically 1 3/8" or 1 3/4" thick) or glass door (typically 5/16", 3/8", or 1/2" thick)
- Diameter of the hole drilled through glass when the application is for a shower door

MOUNTING DESCRIPTIONS AND PRICING

Through-Bolt Mounts



Through-bolt mount
DEFAULT

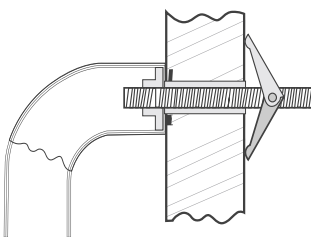


Through-bolt mount,
through glass with
cap screws

ITEM	PRICE	APPLICATION	TYPICAL INSTALLATIONS	SCREW SIZE AND NOTES
9040 - 2Q	No charge	1 3/4" THICK WOOD	Pull mounted on a large entrance door	1/4 -20 x 2 1/4" countersunk machine screws
9070	No charge	1 1/4" THICK WOOD	Pull mounted on a wardrobe (closet) door	8-32 x 1" and 8-32 x 1 3/4" countersunk machine screws

ITEM	PRICE	APPLICATION	TYPICAL INSTALLATIONS	SCREW SIZE AND NOTES
9147	SEE PAGE 102	5/16 - 1/2" THICK GLASS	Pull/knob mounted on glass with cap screws	5/8" diameter brass cap screws w/ 8-32 x 3/4" studs
9148	SEE PAGE 102	5/16 - 1/2" THICK GLASS	Pull/knob mounted on glass with cap screws	5/8" diameter brass cap screws w/ 1/4 -20 x 1" studs
9149	SEE PAGE 102	5/16 - 1/2" THICK GLASS	Pull/knob mounted on glass with cap screws	1 1/4" diameter brass cap screws w/ 8-32 x 3/4" studs
9150	SEE PAGE 102	5/16 - 1/2" THICK GLASS	Pull/knob mounted on glass with cap screws	3/4" diameter brass cap screws w/ 1/4 -20 x 1" studs
9151	SEE PAGE 102	5/16 - 1/2" THICK GLASS	Pull/knob mounted on glass with cap screws	1 1/2" diameter brass cap screws w/ 8-32 x 3/4" studs
9152	SEE PAGE 102	5/16 - 1/2" THICK GLASS	Pull/knob mounted on glass with cap screws	1 1/2" diameter brass cap screws w/ 1/4 -20 x 1" studs
9153	SEE PAGE 102	5/16 - 1/2" THICK GLASS	Pull/knob mounted on glass with cap screws	1" diameter brass cap screws w/ 1/4 -20 x 1" studs
9154	SEE PAGE 102	5/16 - 1/2" THICK GLASS	Pull/knob mounted on glass with cap screws	1" diameter brass cap screws w/ 8-32 x 3/4" studs
9155	SEE PAGE 102	5/16 - 1/2" THICK GLASS	Pull/knob mounted on glass with cap screws	1 1/4" diameter brass cap screws w/ 1/4-20 x 1" studs
9156	SEE PAGE 102	5/16 - 1/2" THICK GLASS	Pull/knob mounted on glass with cap screws	3/4" diameter brass cap screws w/ 8-32 x 3/4" studs

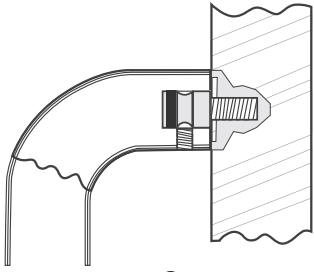
Surface Mounts



S
Surface mount,
toggle bolt

ITEM	PRICE	APPLICATION	TYPICAL INSTALLATIONS	SCREW SIZE AND NOTES
9010 - R	No charge	DRYWALL	Pull mounted on drywall	1/4 -20 x 3" toggle bolts
9020 - R	No charge	DRYWALL	Pull mounted on drywall	8-32 x 3" toggle bolts
9030	No charge	WOOD OR DRYWALL	Pull mounted on drywall or wall into wood	#10 x 2 1/2" wood screws and 10-24 x 3" toggle bolt

MOUNTING DESCRIPTIONS AND PRICING

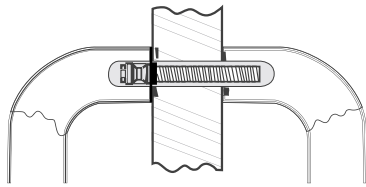


S

Surface mount,
concealed screws

ITEM	PRICE	APPLICATION	TYPICAL INSTALLATIONS	SCREW SIZE AND NOTES
9010	No charge	WOOD	Pull mounted on a wall into wood	#14 x 1 1/2" wood screws
9020	No charge	WOOD	Pull mounted on a wall into wood	#6 x 1 1/2" wood screws
9030	No charge	WOOD OR DRYWALL	Pull mounted on drywall or wall into wood	#10 x 2 1/2" wood screws and 10-24 x 3" toggle bolt

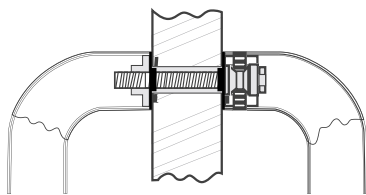
Back-to-Back Mounts



B x B

Back-to-back mount,
non-glass application

ITEM	PRICE	APPLICATION	TYPICAL INSTALLATIONS	SCREW SIZE AND NOTES
9110	\$15.19	1 3/4" THICK WOOD	Pulls mounted back-to-back on wood door	1/4 -20 x 2 3/4" socket head cap screws w/ mounting roses
9120	\$12.12	1 3/4" THICK WOOD	Pulls mounted back-to-back on wood door	8-32 x 2 1/4" machine screws w/ mounting roses



B x B

Back-to-back mount,
glass application

ITEM	PRICE	APPLICATION	TYPICAL INSTALLATIONS	SCREW SIZE AND NOTES
9100	\$33.79	5/16 - 1/2" THICK GLASS	Pulls mounted back-to-back on glass door	1/4 -20 x 1 1/4" stainless steel socket head cap screws w/ mounting roses
9121	\$24.19	5/16 - 1/2" THICK GLASS	Pulls mounted back-to-back on glass door	8-32 x 1 1/2" and 8-32 x 1 1/4" machine screws w/ mounting roses
9170	No charge	ORIENTED KNOB	Knobs that require orientation mounted back-to-back on glass or wood doors	8-32 x 7/8" and 8-32 x 1" stainless steel socket head cap screws w/ mounting rose
9180	No charge	NON-ORIENTED KNOB	Knobs mounted back-to-back on glass or wood doors	8-32 x 7/8" and 8-32 x 1" stainless steel headless screws

Terms and Conditions of Sale

Terms

- Net 30 days.
- Interest at a rate of 1.5% per month on invoices over 30 days may be applied.
- Past due accounts will be placed on credit hold. No orders will be processed, nor shipments made until the account is brought within terms. In addition, work on existing orders on the factory floor will be suspended until such time as the account is brought within terms.

Prices

- All prices are in US Dollars.
- Subject to change without notice. Orders will be billed at price in effect when the order is received, except for written quotes specifying otherwise.

MAP Prices

- Colonial's reputation for quality, integrity and honesty is very important to us. As part of this ongoing effort to safeguard our reputation, we have a unilateral Minimum Advertised Price (MAP) policy. If a price for any Colonial Bronze product is included in any advertisement, the price must not be less than 80% of the Suggested Retail Price then in effect. Advertising includes, but is not limited to, printed advertisements, promotional mailers, catalogs, faxes, radio, and all electronic media, including web sites.
- In the event that we are informed the minimum advertised pricing policy has been breached and upon fair and adequate proof, we will issue a written warning reminding the offending party of the policy. Any subsequent breach of the policy by the same party will result in nullification and termination of any previous authorizations and agreements, either verbal or in writing, to resell our products.

Setup Fee, Per-Inch Pricing, and Custom Leather Cutting Die Charges

- A \$275.00 list setup fee applies for custom-made items. This does not apply if the customization involves only the center-to-center and/or overall length of a pull.
- **When computing prices for custom length handles using per-inch prices, multiply the price per inch times the overall length, rounded up to the nearest whole inch.** See page 6 for examples and details. Please keep in mind that custom items that are BELOW the overall length of the shortest standard length may still cost more due to the custom nature of the manufacturing process.
- For custom length Tanner's Craft® handles L270, L271, L272, L273, L275, L276, L460, and L711's, in the event we do NOT already have a cutting die for the custom leather size desired, a \$275.00 list cutting die charge will be added to the cost. The cutting die will be used to cut the leather precisely to fit your custom length handle. Customer Service will advise you on whether or not the additional die charge is required.

Shipments

- Ground freight will be pre-paid on all orders consisting of standard, non-custom items where the order value is over \$9,900.00 list; all other shipments are F.O.B. Torrington, CT. Subject to this rule, shipments to Alaska, Hawaii, and points outside the United States will be freight prepaid, expense to the nearest continental port of embarkation.



- Purchaser assumes full risk for loss or damage in transit upon our delivery to the carrier. Claims for damage must be filed with the transportation company. Colonial Bronze retains the right to designate carriers and will not accept any additional handling or storage charges.
- In the event that the ship-to address supplied by you is incorrect and an Address Correction Fee is imposed by the common carrier, the correction fees will be billed to you separately.

Finish Care

- To properly clean your Colonial Bronze products crafted in a finish that is protected by Colonial Bronze's Finishes for Life™ protective coat, use a non-abrasive, damp cloth. A mild liquid dishwashing soap can be used if needed. Do not use abrasive cleansers: they will scratch the protective coating, damage its clarity, and void your tarnish-free warranty. Do not use any metal-polishing compounds (Flitz®, Brasso®, etc.)—the use of such products will damage the protective coating and void your warranty.
- To refresh the appearance of your Colonial Bronze products crafted in a finish that is unlacquered¹ we suggest using a soft, damp cloth for regular cleaning. If necessary, a mild liquid dishwashing soap can be applied. For enhancing the shine of these living finishes, we recommend using a non-abrasive polish such as Bar Keepers Friend® cleanser. Avoid using metal-polishing compounds such as Flitz® or Brasso®, as they may scratch the hand-worked surface.

Custom Leather Colors for Tanner's Craft®

- If leather other than our standard leathers is desired, a 15% minimum upcharge will be applied to each item. We will require the following information: (1) the color and source of the leather (i.e., Edelman, Garrett, etc.) and (2) the Tanner's Craft® item number and quantity needed. Once we review the feasibility of your selection, we will tell you how much leather you need to purchase. Please bear in mind that most leather suppliers have minimum purchase requirements of a half hide. We will use the requested leather to fabricate the custom hardware and endeavor to return as much of the remaining leather as possible in a usable form to your customer.

Expedited Manufacturing

- We have a team prepared to work additional hours beyond those normally scheduled. We can expedite your order for a 30% upcharge, with a minimum fee of \$275.00 list. Please contact us to discuss your delivery requirements inasmuch as our ability to offer the expediting service is subject to our available resources.

Returned Goods Policy

- RGA must be requested within sixty (60) days of the invoice date for the product being returned.
- Upon request, a Return Goods Authorization (RGA) will be faxed or emailed to you. A printed copy of the RGA must accompany the goods being returned before credit can be issued.
- The RGA number must be written on the outside of the shipping box.
- All authorized returns, except for customer cancellations, must be sent via UPS using UPS return labels that Colonial Bronze will send you via your email address.
- Upon our receipt of items returned pursuant to an RGA, Colonial Bronze will issue you a credit.
- **Do NOT deduct credits to which you believe you are entitled from your payments of outstanding invoices. Doing so will delay proper crediting of your payments.**

¹ Colonial Bronze's unlacquered finishes are: Unlacquered Polished Brass (3A), Polished Nickel (14), Satin Nickel (15), Polished Chrome (26), and Satin Chrome (26D).

- **IMPORTANT: If merchandise is damaged in return shipment due to improper repackaging, no credit will be allowed, regardless of the reason for its return.**
- For returns other than defective merchandise, the following restock fees will apply:
 - Standard Colonial single-finish items – 25% restocking fee will be charged. Two-tone finish items – 50% restocking fee will apply.
 - Tanner’s Craft® leather – 50% restocking fee will apply.
 - Josef Ruefelli collection – 50% restocking fee will apply.
- Items manufactured to your custom dimensional specifications cannot be returned.
- One-piece orders and samples cannot be returned.

Cancellation Policy

- Orders for items with custom dimensional specifications can only be cancelled within 48 hours from the time you receive confirmation of your order. For all other orders, cancellations received after 5 days will be subject to a 20% fabrication fee because the order will have already been released to the factory floor.
- Rushed orders cannot be canceled

Limited Lifetime Warranty Information

- All Colonial Bronze products produced in one or more of our finishes other than Unlacquered Polished Brass (3A) are protected by our Finishes for Life™ limited lifetime warranty.
- We warrant to the original purchaser that any product protected by our warranty will be free from tarnishing, discoloration, and pitting for the life of the product, subject to normal wear and tear. Scratches or other normal signs of use are not covered by this warranty. Should any product covered by the warranty fail, we will, at our option, repair or replace it.
- The use of metal polishes (Flitz®, Brasso®, etc.) will void the warranty because most metal polishes will damage the protective coating or even the metal itself, leaving the finish unprotected.
- The Finishes for Life™ warranty does not apply to use in an exterior setting, nor does it apply to any custom created finishes.
- Please note: Our warranty does not extend to repairing dings, scratches, or other physical imperfections that occur with normal use, or to failures caused by improper cleaning or maintenance. To ensure that dulling is not simply the result of grime deposits from an active kitchen, please clean a piece of the hardware with water and a gentle liquid soap like Dawn. If the product is still dull or damaged after cleaning, contact the showroom where the product was purchased. You may be asked to provide a sample of the parts for which coverage is requested, and we will make the determination whether the finish failure is a covered event.

NOTE: Our obligation under this warranty extends solely to the replacement or repair of the hardware at our option and does not extend to any costs incurred to remove or reinstall the product.

² No agent or representative of Colonial Bronze Company has the authority to waive, alter, or supplement this warranty; make any representation or warranty not contained herein; or extend this warranty to other than the original end user of the product.

Colonial Bronze is not liable for indirect, incidental, or consequential damage caused by the use of its products. This limitation includes, but is not limited to, the cost of removal and/or reinstallation, shipping damages, damages occurring during or after installation or removal, damages from improper cleaning or careless handling.

These warranties are given expressly and in place of all other expressed or implied warranties of merchantability or fitness for a particular purpose. Please note that some states do not allow limitations on incidental or consequential damages, so the above limitation may not apply. These warranties give you specific legal rights, and you may have other rights which vary from state to state.



CABINET KNOBS / SHOWER DOOR KNOBS

104, 105



ITEM	APPLICATION	DIA.	PROJ.	LIST PRICE EACH		Wt/ea in lbs
				TIER 1	TIER 2	
104	CK	¾	1	\$20.14	\$25.21	0.12
105	CK, SDK	1	1 ⅛	\$25.07	\$31.33	0.25

Please see 304; 413-415; 1304, 1417 series on pages 44, 47, and 74 for examples of complementary pulls

110-112



ITEM	APPLICATION	DIA.	PROJ.	LIST PRICE EACH		Wt/ea in lbs
				TIER 1	TIER 2	
110	CK	1	1 ⅜	\$17.93	\$22.42	0.12
111	CK	1 ¼	1 ⅜	\$21.64	\$27.05	0.15
112	CK	1 ½	1 ⅜	\$25.00	\$31.28	0.21

Please see 259, 300, 612 series on pages 39, 44, and 56 for examples of complementary pulls
Also available inset with leather—see L110-L112 series on page 109

114, 117, 118



ITEM	APPLICATION	DIA.	PROJ.	LIST PRICE EACH		Wt/ea in lbs
				TIER 1	TIER 2	
114	CK	¾	¾	\$13.33	\$16.38	0.04
117	CK	1	1	\$17.51	\$19.82	0.10
118	CK, SDK	1 ¼	1 ⅜	\$22.68	\$26.41	0.19

115, 116



ITEM	APPLICATION	DIA.	PROJ.	LIST PRICE EACH		Wt/ea in lbs
				TIER 1	TIER 2	
115	CK	7/8	¾	\$10.77	\$13.42	0.05
116	CK	1 ⅛	1 ⅛	\$14.19	\$17.71	0.11

For this series, Colonial Bronze offers many complementary pull designs


119, 129, 139, 150



ITEM	APPLICATION	DIA.	PROJ.	LIST PRICE EACH		Wt/ea in lbs
				TIER 1	TIER 2	
119	CK	5/8	5/8	\$9.31	\$11.61	0.03
129	CK	7/8	7/8	\$13.52	\$16.89	0.06
139	CK	1 1/8	1	\$16.72	\$20.91	0.11
150	CK, SDK	1 1/2	1 1/8	\$30.24	\$37.79	0.22

Please see 205; 232, 832; 250, 850 series on pages 31 and 37 for examples of complementary pulls

120-122



ITEM	APPLICATION	DIA.	PROJ.	LIST PRICE EACH		Wt/ea in lbs
				TIER 1	TIER 2	
120	CK	1	1 3/16	\$21.64	\$27.05	0.14
121	CK	1 1/4	1 3/16	\$25.00	\$31.28	0.21
122	CK	1 1/2	1 3/16	\$28.51	\$35.70	0.29

Please see 306 series on page 45 for examples of complementary pulls
Also available inset with leather—see L120-L122 series on page 109

124, 190-193



ITEM	APPLICATION	DIA.	PROJ.	LIST PRICE EACH		Wt/ea in lbs
				TIER 1	TIER 2	
124	CK, SDK	1 1/8	1 1/8	\$12.28	\$15.41	0.17
190	CK	3/4	3/4	\$11.28	\$14.01	0.05
191	CK	1	1	\$16.25	\$20.28	0.11
192	CK, SDK	1 1/4	1 3/16	\$19.48	\$24.42	0.21
193	CK, SDK	1 1/2	1 1/4	\$28.47	\$35.63	0.35

For this series, Colonial Bronze offers many complementary pull designs

126, 127



ITEM	APPLICATION	DIA.	PROJ.	LIST PRICE EACH		Wt/ea in lbs
				TIER 1	TIER 2	
126	CK	1 1/4	1 3/16	\$36.65	\$45.29	0.18
127	CK	1 1/2	1 3/16	\$38.79	\$47.97	0.25

Please see 270, 271, 275 series on page 40 for examples of complementary pulls
Also available inset with leather—see series L526, L527 on page 110

130-132



ITEM	APPLICATION	DIA.	PROJ.	LIST PRICE EACH		Wt/ea in lbs
				TIER 1	TIER 2	
130	CK	1	1 3/16	\$21.64	\$27.05	0.13
131	CK	1 1/4	1 3/16	\$25.00	\$31.28	0.18
132	CK	1 1/2	1 3/16	\$28.51	\$35.70	0.25

Please see 321-323 series on page 46 for examples of complementary pulls

137, 140



ITEM	APPLICATION	DIA.	PROJ.	LIST PRICE EACH		Wt/ea in lbs
				TIER 1	TIER 2	
137	CK	1 1/16	1	\$12.63	\$15.82	0.07
140	CK, SDK	1 3/8	1 5/16	\$21.26	\$26.61	0.17

For this series, Colonial Bronze offers many complementary pull designs

138



ITEM	APPLICATION	DIA.	PROJ.	LIST PRICE EACH		Wt/ea in lbs
				TIER 1	TIER 2	
138	CK	1 1/16	1	\$12.63	\$15.82	0.09

Please see 941; 944, 945 series on page 72 for examples of complementary pulls

141-143



ITEM	APPLICATION	DIA.	PROJ.	LIST PRICE EACH		Wt/ea in lbs
				TIER 1	TIER 2	
141	CK	1/2	1	\$15.79	\$19.71	0.05
142	CK, SDK	3/4	1 1/8	\$19.35	\$24.20	0.14
143	CK, SDK	1	1 1/4	\$24.20	\$30.32	0.28

Please see 242, 243, 246, 247, 500, 847 series on page 36 for examples of complementary pulls

144-146



ITEM	APPLICATION	DIA.	PROJ.	LIST PRICE EACH		Wt/ea in lbs
				TIER 1	TIER 2	
144	CK	1/2	7/8	\$15.79	\$19.71	0.05
145	CK	3/4	1	\$19.35	\$24.22	0.12
146	CK, SDK	1	1 1/8	\$24.22	\$30.32	0.25

Please see 242, 243, 246, 247, 500, 847 series on page 36 for examples of complementary pulls

151-153



ITEM	APPLICATION	DIA.	PROJ.	LIST PRICE EACH		Wt/ea in lbs
				TIER 1	TIER 2	
151	CK	1 1/16	7/8	\$12.45	\$15.53	0.06
152	CK	1 1/4	1	\$16.54	\$20.67	0.10
153	CK	1 3/8	1 1/16	\$20.44	\$25.58	0.13

For this series, Colonial Bronze offers many complementary pull designs

170-172



ITEM	APPLICATION	DIA.	PROJ.	LIST PRICE EACH		Wt/ea in lbs
				TIER 1	TIER 2	
170	CK	3/4	3/4	\$10.07	\$12.58	0.05
171	CK	1 1/8	1	\$18.25	\$22.86	0.12
172	CK, SDK	1 1/2	1 3/8	\$27.63	\$34.56	0.22

For this series, Colonial Bronze offers many complementary pull designs

173, 174



ITEM	APPLICATION	DIA.	PROJ.	LIST PRICE EACH		Wt/ea in lbs
				TIER 1	TIER 2	
173	CK	1 1/8	1 1/16	\$27.82	\$34.79	0.14
174	CK, SDK	1 1/4	1 1/8	\$28.27	\$38.21	0.17

175



ITEM	APPLICATION	DIA.	PROJ.	LIST PRICE EACH		Wt/ea in lbs
				ALL		
175	CK, SDK	1 1/4	1 1/4	\$39.04		0.18

Available in Two-Tone Finish, please refer to page 6
 Not Available in Distressed Finishes

180, 181



ITEM	APPLICATION	DIA.	PROJ.	LIST PRICE EACH		Wt/ea in lbs
				TIER 1	TIER 2	
180	CK, SDK	1	1 3/16	\$15.25	\$19.03	0.19
181	CK, SDK	1 1/4	1 5/16	\$19.46	\$25.86	0.30

For this series, Colonial Bronze offers many complementary pull designs

182, 183



ITEM	APPLICATION	DIA.	PROJ.	LIST PRICE EACH		Wt/ea in lbs
				TIER 1	TIER 2	
182	CK	1	1 1/16	\$16.28	\$20.32	0.15
183	CK, SDK	1 1/4	1 5/16	\$23.32	\$29.16	0.30

For this series, Colonial Bronze offers many complementary pull designs

184, 185



ITEM	APPLICATION	DIA.	PROJ.	LIST PRICE EACH		Wt/ea in lbs
				TIER 1	TIER 2	
184	CK	1	1	\$17.12	\$21.40	0.16
185	CK	1 1/4	1 1/4	\$24.49	\$30.61	0.30

For this series, Colonial Bronze offers many complementary pull designs

186, 187



ITEM	APPLICATION	DIA.	PROJ.	LIST PRICE EACH		Wt/ea in lbs
				TIER 1	TIER 2	
186	CK	1	1	\$19.84	\$24.85	0.23
187	CK, SDK	1 1/4	1 1/4	\$27.20	\$33.98	0.46

Please see 242, 243, 246, 247, 500, 847 series on page 36 for examples of complementary pulls

188, 189



ITEM	APPLICATION	SCREW	DIA.	PROJ.	LIST PRICE EACH		Wt/ea in lbs
					TIER 1	TIER 2	
188	CK, SDK	1/4-20	1 1/4	1 1/4	\$27.20	\$33.98	0.41
189	CK, SDK	8-32	1 1/4	1 1/4	\$27.20	\$33.98	0.41

For this series, Colonial Bronze offers many complementary pull designs

194



ITEM	APPLICATION	DIA.	PROJ.	LIST PRICE EACH		Wt/ea in lbs
				TIER 1	TIER 2	
194	CK	9/16	15/16	\$13.34	\$16.74	0.04

For this series, Colonial Bronze offers many complementary pull designs

195



ITEM	APPLICATION	DIA.	PROJ.	LIST PRICE EACH		Wt/ea in lbs
				TIER 1	TIER 2	
195	CK	1/2	1 1/8	\$14.03	\$17.61	0.04

196, 197



CROSS SECTION

ITEM	APPLICATION	DIA.	PROJ.	LIST PRICE EACH		Wt/ea in lbs
				TIER 1	TIER 2	
196	CK, SDK	1	1 1/4	\$18.50	\$23.19	0.18
197	CK, SDK	1 1/4	1 9/16	\$26.76	\$33.52	0.34

For this series, Colonial Bronze offers many complementary pull designs

198, 199



CROSS SECTION

ITEM	APPLICATION	DIA.	PROJ.	LIST PRICE EACH		Wt/ea in lbs
				TIER 1	TIER 2	
198	CK	1 1/4 x 1	1 7/16	\$30.18	\$37.72	0.22
199	CK	1 1/2 x 1 1/4	1 11/16	\$40.25	\$50.37	0.40

For this series, Colonial Bronze offers many complementary pull designs

263



ITEM	APPLICATION	DIA.	OVERALL	PROJ.	LIST PRICE EACH		Wt/ea in lbs
					TIER 1	TIER 2	
263	CK	1/2	1 3/4	1 3/16	\$37.22	\$45.12	0.09

Please see 260-262 series on the page 40 for examples of complementary pulls

283



ITEM	APPLICATION	DIA.	OVERALL	PROJ.	LIST PRICE EACH		Wt/ea in lbs
					TIER 1	TIER 2	
283	CK	1/2	1 3/4	1 1/8	\$37.22	\$45.12	0.11

Please see 280-282 series on page 42 for examples of complementary pulls

290



ITEM	APPLICATION	DIA.	OVERALL	PROJ.	LIST PRICE EACH		Wt/ea in lbs
					TIER 1	TIER 2	
290	CK	5/8 MAX	2	1 3/16	\$33.63	\$41.54	0.16

Please see 292, 294, 296 series on page 43 for examples of complementary pulls

291



ITEM	APPLICATION	DIA.	OVERALL	PROJ.	LIST PRICE EACH		Wt/ea in lbs
					TIER 1	TIER 2	
291	CK	5/8 MAX	2	1 5/16	\$33.63	\$41.54	0.17

Please see 293, 295, 297 series on page 43 for examples of complementary pulls

308, 309



ITEM	APPLICATION	DIA.	OVERALL	PROJ.	LIST PRICE EACH	Wt/ea in lbs
					ALL	
308	CK	3/8	1 7/16	1 5/16	\$18.02	0.07
309	CK	3/8	2 7/16	1 5/16	\$19.97	0.10

Please see 310 series on page 45 for examples of complementary pulls
Available in Two-Tone Finish, please refer to page 6

320



ITEM	APPLICATION	DIA.	OVERALL	PROJ.	LIST PRICE EACH		Wt/ea in lbs
					TIER 1	TIER 2	
320	CK	9/16	2	1 3/16	\$49.79	\$58.53	0.19

Please see 321-323 series on page 46 for examples of complementary pulls

376, 377



ITEM	APPLICATION	DIA.	PROJ.	LIST PRICE EACH		Wt/ea in lbs
				ALL		
376	CK	7/8	1	\$38.07		0.10
377	CK, SDK	1 1/4	1 1/4	\$55.68		0.24

Available in Two-Tone Finish, please refer to page 6
 Not Available in Distressed Finishes

378



ITEM	APPLICATION	DIA.	PROJ.	LIST PRICE EACH		Wt/ea in lbs
				ALL		
378	CK, SDK	1 1/4	1	\$36.51		0.15

Please see 1345-1347; 1442, 1446-1448 series on pages 79 and 82
 for examples of complementary pulls

Available in Two-Tone Finish, please refer to page 6
 Not Available in Distressed Finishes

Also available inset with leather—see L378 series on page 109

510-512




ITEM	APPLICATION	DIA.	PROJ.	LIST PRICE EACH		Wt/ea in lbs
				TIER 1	TIER 2	
510	CK	1	1 3/16	\$17.93	\$22.42	0.12
511	CK	1 1/4	1 3/16	\$21.64	\$27.05	0.16
512	CK	1 1/2	1 3/16	\$25.00	\$31.28	0.21

For this series, Colonial Bronze offers many complementary pull designs

Also available inset with leather—see L510-L512 series on page 110

520-522



ITEM	APPLICATION	DIA.	PROJ.	LIST PRICE EACH		Wt/ea in lbs
				TIER 1	TIER 2	
520	CK	1	1 3/16	\$21.64	\$27.05	0.14
521	CK	1 1/4	1 3/16	\$25.00	\$31.28	0.21
522	CK	1 1/2	1 3/16	\$28.51	\$35.68	0.29

For this series, Colonial Bronze offers many complementary pull designs

Also available inset with leather—see L520-L522 series on page 110

517, 528, 529
NEW!



ITEM	APPLICATION	DIA.	PROJ.	LIST PRICE EACH		Wt/ea in lbs
				TIER 1	TIER 2	
517	CK	1	1 1/16	\$39.58	\$48.92	0.12
528	CK, SDK	1 1/4	1 1/4	\$43.98	\$54.35	0.20
529	CK, SDK	1 1/2	1 1/4	\$46.55	\$57.56	0.27

Please see 274, 278, 279 series on page 42 for examples of complementary pulls

526, 527




ITEM	APPLICATION	DIA.	PROJ.	LIST PRICE EACH		Wt/ea in lbs
				TIER 1	TIER 2	
526	CK	1 1/4	1 3/16	\$36.65	\$45.29	0.18
527	CK	1 1/2	1 3/16	\$38.79	\$47.97	0.26

Please see 272, 273, 276 series on page 41 for examples of complementary pulls

Also available inset with leather—see L126, L127 series on page 109

530 - 532



ITEM	APPLICATION	DIA.	PROJ.	LIST PRICE EACH		Wt/ea in lbs
				TIER 1	TIER 2	
530	CK	1	1 3/16	\$21.64	\$27.05	0.13
531	CK	1 1/4	1 3/16	\$25.00	\$31.28	0.18
532	CK	1 1/2	1 3/16	\$28.51	\$35.70	0.25

Please see 321-323 series on page 46 for examples of complementary pulls

534



ITEM	APPLICATION	DIA.	OVERALL	PROJ.	LIST PRICE EACH		Wt/ea in lbs
					TIER 1	TIER 2	
534	CK	1/2	1 1/2	1 3/8	\$34.64	\$43.20	0.15

Please see 535-538 series on page 51 for examples of complementary pulls

540



ITEM	APPLICATION	DIA.	OVERALL	PROJ.	LIST PRICE EACH		Wt/ea in lbs
					TIER 1	TIER 2	
540	CK	5/8 MAX	2	1 1/4	\$33.63	\$41.54	0.15

Please see 238, 240, 340 series on page 35 for examples of complementary pulls

541



ITEM	APPLICATION	DIA.	OVERALL	PROJ.	LIST PRICE EACH		Wt/ea in lbs
					TIER 1	TIER 2	
541	CK	5/8 MAX	2	1 3/8	\$33.63	\$41.54	0.15

Please see 239, 241, 341 series on page 35 for examples of complementary pulls

548-550




SINGLE KNURL

ITEM	APPLICATION	DIA.	PROJ.	LIST PRICE EACH		Wt/ea in lbs
				TIER 1	TIER 2	
548	CK, SDK	3/4	1 1/4	\$27.06	\$33.83	0.16
549	CK, SDK	1	1 1/4	\$31.57	\$39.47	0.29
550	CK, SDK	1 1/4	1 1/4	\$37.88	\$47.34	0.46

Please see 545-547, 566; 551-553, 567 series on pages 52 and 53 for examples of complementary pulls

560-562



DIAMOND KNURL

ITEM	APPLICATION	DIA.	PROJ.	LIST PRICE EACH		Wt/ea in lbs
				TIER 1	TIER 2	
560	CK, SDK	3/4	1 1/4	\$27.06	\$33.83	0.17
561	CK, SDK	1	1 1/4	\$31.57	\$39.47	0.29
562	CK, SDK	1 1/4	1 1/4	\$37.88	\$47.34	0.46

Please see 557-559, 568; 563-565, 569 series on pages 54 and 55 for examples of complementary pulls

570



ITEM	APPLICATION	DIA.	OVERALL	PROJ.	LIST PRICE EACH		Wt/ea in lbs
					TIER 1	TIER 2	
570	CK	1/2	2	1 3/8	\$46.74	\$55.15	0.17

Please see 545-547, 566; 551-553, 567 series on pages 52 and 53 for examples of complementary pulls

571



ITEM	APPLICATION	DIA.	OVERALL	PROJ.	LIST PRICE EACH		Wt/ea in lbs
					TIER 1	TIER 2	
571	CK	1/2	2	1 3/8	\$46.74	\$55.15	0.17

Please see 557-559, 568; 563-565, 569; 1364-1367 series on pages 54, 55, and 81 for examples of complementary pulls

577-579



ITEM	APPLICATION	DIA.	PROJ.	LIST PRICE EACH		Wt/ea in lbs
				TIER 1	TIER 2	
577	CK	1	1 1/16	\$52.47	\$62.96	0.12
578	CK, SDK	1 1/4	1 1/8	\$58.53	\$70.24	0.20
579	CK, SDK	1 1/2	1 5/16	\$65.30	\$78.35	0.34

Please see 545-547, 566; 551-553, 567 series on pages 52 and 53 for examples of complementary pulls

580-582



ITEM	APPLICATION	DIA.	PROJ.	LIST PRICE EACH		Wt/ea in lbs
				TIER 1	TIER 2	
580	CK	1	1 1/16	\$45.03	\$54.04	0.12
581	CK, SDK	1 1/4	1 1/8	\$48.48	\$56.20	0.20
582	CK, SDK	1 1/2	1 5/16	\$52.18	\$62.68	0.34

For this series, Colonial Bronze offers many complementary pull designs

583-585



COINING



ITEM	APPLICATION	DIA.	PROJ.	LIST PRICE EACH		Wt/ea in lbs
				TIER 1	TIER 2	
583	CK	1	1 1/16	\$52.47	\$62.96	0.12
584	CK, SDK	1 1/4	1 1/8	\$58.53	\$70.24	0.20
585	CK, SDK	1 1/2	1 5/16	\$65.30	\$78.35	0.34

Please see 1342-1344 series on page 78 for examples of complementary pulls

586-588



DIAMOND KNURL




ITEM	APPLICATION	DIA.	PROJ.	LIST PRICE EACH		Wt/ea in lbs
				TIER 1	TIER 2	
586	CK	1	1 1/16	\$52.47	\$62.96	0.12
587	CK, SDK	1 1/4	1 1/8	\$58.53	\$70.24	0.20
588	CK, SDK	1 1/2	1 5/16	\$65.30	\$78.35	0.34

Please see 557-559, 568; 563-565, 569 series on pages 54 and 55 for examples of complementary pulls

591



SINGLE KNURL



ITEM	APPLICATION	DIA.	PROJ.	LIST PRICE EACH		Wt/ea in lbs
				TIER 1	TIER 2	
591	CK	1 1/4	1	\$74.68	\$88.12	0.16

Please see 545-547, 566; 551-553, 567 series on pages 52 and 53 for examples of complementary pulls

595



DIAMOND KNURL



ITEM	APPLICATION	DIA.	PROJ.	LIST PRICE EACH		Wt/ea in lbs
				TIER 1	TIER 2	
595	CK	1 1/4	1	\$74.68	\$88.12	0.16

Please see 557-559, 568; 563-565, 569; 1364-1367 series on pages 54, 55, and 81 for examples of complementary pulls

620-622



ITEM	APPLICATION	DIA.	PROJ.	LIST PRICE EACH		Wt/ea in lbs
				TIER 1	TIER 2	
620	CK	1	1 3/16	\$51.94	\$61.30	0.11
621	CK	1 1/4	1 3/16	\$57.10	\$67.36	0.16
622	CK	1 1/2	1 3/16	\$69.09	\$81.53	0.20

Please see 941; 944, 945 series on page 72 for examples of complementary pulls

623-625



ITEM	APPLICATION	DIA.	PROJ.	LIST PRICE EACH		Wt/ea in lbs
				TIER 1	TIER 2	
623	CK	1	1 3/16	\$67.49	\$80.07	0.13
624	CK	1 1/4	1 3/16	\$81.66	\$96.36	0.19
625	CK	1 1/2	1 3/16	\$97.56	\$115.12	0.27

Please see 941; 944, 945 series on page 72 for examples of complementary pulls

626-628



ITEM	APPLICATION	DIA.	PROJ.	LIST PRICE EACH		Wt/ea in lbs
				TIER 1	TIER 2	
626	CK	1	1 3/16	\$67.49	\$80.07	0.12
627	CK	1 1/4	1 3/16	\$81.66	\$96.36	0.17
628	CK	1 1/2	1 3/16	\$97.56	\$115.12	0.25

Please see 941; 944, 945 series on page 72 for examples of complementary pulls

632, 633



ITEM	APPLICATION	DIA.	PROJ.	LIST PRICE EACH		Wt/ea in lbs
				TIER 1	TIER 2	
632	CK, SDK	1 1/4	1 3/16	\$41.70	\$49.21	0.17
633	CK, SDK	1 1/2	1 1/4	\$52.45	\$61.89	0.28

Please see 941; 944, 945 series on page 72 for examples of complementary pulls

636, 637



ITEM	APPLICATION	DIA.	PROJ.	LIST PRICE EACH		Wt/ea in lbs
				TIER 1	TIER 2	
636	CK, SDK	1 1/4	1 5/8	\$41.70	\$49.21	0.32
637	CK, SDK	1 1/2	1 7/8	\$52.45	\$61.89	0.55

Please see 941; 944, 945 series on page 72 for examples of complementary pulls

674-676



ITEM	APPLICATION	DIA.	PROJ.	LIST PRICE EACH		Wt/ea in lbs
				TIER 1	TIER 2	
674	CK, SDK	1 3/16	1 1/8	\$23.47	\$29.30	0.15
675	CK, SDK	1 3/8	1 1/4	\$26.66	\$33.28	0.21
676	CK, SDK	1 1/2	1 7/16	\$29.85	\$37.18	0.29

Please see 205; 232, 832; 250, 850; 851; 852; 855 series on pages 31, 37, 68, and 68 for examples of complementary pulls

735



ITEM	APPLICATION	DIA.	PROJ.	LIST PRICE EACH		Wt/ea in lbs
				TIER 1	TIER 2	
735	CK	1 1/2	1 1/8	\$43.20	\$52.47	0.37

Please see 730-733; 3730-3733 series on pages 62 and 83 for examples of complementary pulls


740
NEW!



ITEM	APPLICATION	CROSS SEC.	OVERALL	PROJ.	LIST PRICE EACH		Wt/ea in lbs
					TIER 1	TIER 2	
740	CK	7/16 x 1/2	2	1 1/4	\$38.68	\$46.67	0.15

Please see 745 series on page 63 for examples of complementary pulls

749



ITEM	APPLICATION	DIA.	PROJ.	LIST PRICE EACH		Wt/ea in lbs
				TIER 1	TIER 2	
749	CK	1½	1 ⅜	\$40.57	\$49.29	0.35

Please see 460, 667, 668, 669 series on pages 49, 57, and 58 for examples of complementary pulls

767-769 CROSS SECTION
NEW!



ITEM	APPLICATION	DIA.	PROJ.	LIST PRICE EACH		Wt/ea in lbs
				TIER 1	TIER 2	
767	CK	1	1 ⅜	\$32.99	\$40.76	0.12
768	CK	1¼	1 ⅜	\$36.65	\$45.29	0.18
769	CK	1½	1 ⅜	\$43.98	\$54.35	0.25

Please see 760, 762, 765 series on page 65 for examples of complementary pulls

787-789
NEW!



ITEM	APPLICATION	DIA.	PROJ.	LIST PRICE EACH		Wt/ea in lbs
				TIER 1	TIER 2	
787	CK	1	1 ⅜	\$37.49	\$45.26	0.13
788	CK	1¼	1 ⅜	\$41.65	\$50.29	0.21
789	CK	1½	1 ⅜	\$49.98	\$60.35	0.28

Please see 780, 782, 785 series on page 66 for examples of complementary pulls

797-799 CROSS SECTION
NEW!



ITEM	APPLICATION	DIA.	PROJ.	LIST PRICE EACH		Wt/ea in lbs
				TIER 1	TIER 2	
797	CK	1	1 ⅜	\$32.99	\$40.76	0.13
798	CK	1¼	1 ⅜	\$36.65	\$45.29	0.19
799	CK	1½	1 ⅜	\$43.98	\$54.35	0.27

Please see 790, 792, 795 series on page 67 for examples of complementary pulls

**880-2
NEW!**



ITEM	APPLICATION	CtC	DIA.	OVERALL	PROJ.	LIST PRICE EACH		Wt/ea in lbs
						TIER 1	TIER 2	
880-2*	CK, CP	2	1/4	3	1 1/2	\$72.15	\$90.19	0.19

Please see 880-882; 883, 884 series on pages 69 and 88 for examples of complementary pulls

***880 USES 6-32 SCREWS**

**885-2
NEW!**



ITEM	APPLICATION	CtC	DIA.	OVERALL	PROJ.	LIST PRICE EACH		Wt/ea in lbs
						TIER 1	TIER 2	
885-2*	CK, CP	2	1/4	3	1 1/2	\$59.65	\$74.56	0.21

Please see 885-887; 888, 889 series on pages 70 and 89 for examples of complementary pulls

***885 USES 6-32 SCREWS**

**890-2
NEW!**



ITEM	APPLICATION	CtC	DIA.	OVERALL	PROJ.	LIST PRICE EACH		Wt/ea in lbs
						TIER 1	TIER 2	
890-2*	CK, CP	2	1/4	4	1 1/2	\$75.76	\$94.70	0.23

Please see 890-892; 883, 884 series on pages 71 and 88 for examples of complementary pulls

***890 USES 6-32 SCREWS**

940



ITEM	APPLICATION	CROSS SEC.	OVERALL	PROJ.	LIST PRICE EACH		Wt/ea in lbs
					TIER 1	TIER 2	
940	CK	3/4 x 3/8	2	1 3/16	\$47.82	\$56.42	0.19

Please see 941; 944, 945 series on page 72 for examples of complementary pulls

1139



ITEM	APPLICATION	CROSS SEC.	OVERALL	PROJ.	LIST PRICE EACH		Wt/ea in lbs
					TIER 1	TIER 2	
1139	CK	3/4 MAX	1 1/4	1 1/8	\$38.68	\$46.67	0.09

Please see 1140-1142 series on page 73 for examples of complementary pulls

1301



ITEM	APPLICATION	DIA.	OVERALL	PROJ.	LIST PRICE EACH	Wt/ea in lbs
					ALL	
1301	CK	15/32	2	1 1/4	\$23.30	0.12

Please see 1302 series on page 73 for examples of complementary pulls

Available in Two-Tone Finish, please refer to page 6

Not Available in Distressed Finishes

1311, 1312




ITEM	APPLICATION	DIA.	PROJ.	LIST PRICE EACH	Wt/ea in lbs
				ALL	
1311	CK	1 1/4	1 3/16	\$29.22	0.17
1312	CK	1 1/2	1 3/16	\$33.13	0.23

Please see 1332, 1333; 43 series on pages 76 and 99 for examples of complementary pulls

Available in Two-Tone Finish, please refer to page 6

Not Available in Distressed Finishes

1330, 1331



ITEM	APPLICATION	CROSS SEC.	POST DIA.	OVERALL	PROJ.	LIST PRICE EACH	Wt/ea in lbs
						ALL	
1330	CK	1/4 x 3/8	3/4	1 7/8	1 1/8	\$29.57	0.18
1331	CK, SDK	3/8 x 1/4	3/4	1 7/8	1 1/8	\$29.57	0.18

Please see 1334, 1335; 42 series on pages 77 and 99 for examples of complementary pulls

Available in Two-Tone Finish, please refer to page 6


Not Available in Distressed Finishes

1384



ITEM	APPLICATION	DIA.	PROJ.	LIST PRICE EACH		Wt/ea in lbs
				TIER 1	TIER 2	
1384	CK, SDK	1 1/4	1	\$30.78	\$38.54	0.15

1386, 1387



ITEM	APPLICATION	DIA.	PROJ.	LIST PRICE EACH	Wt/ea in lbs
				ALL	
1386	CK	1	1	\$27.26	0.22
1387	CK, SDK	1 1/4	1 1/4	\$35.45	0.46

Please see 1332, 1333; 43 series on pages 76 and 99 for examples of complementary pulls
 Available in Two-Tone Finish, please refer to page 6
 Not Available in Distressed Finishes

1501



ITEM	APPLICATION	DIA.	OVERALL	PROJ.	LIST PRICE EACH	Wt/ea in lbs
					ALL	
1501	CK	15/32	2	1 5/16	\$23.30	0.13

Please see 1307-1310 series on page 75 for examples of complementary pulls
 Available in Two-Tone Finish, please refer to page 6
 Not Available in Distressed Finishes

1920, 1930



ITEM	APPLICATION	DIA.	PROJ.	LIST PRICE EACH		Wt/ea in lbs
				TIER 1	TIER 2	
1920	CK, SDK	1 1/4	1 1/8	\$21.44	\$26.86	0.20
1930	CK, SDK	1 1/2	1 1/4	\$31.31	\$39.18	0.34

For this series, Colonial Bronze offers many complementary pull designs

CABINET / APPLIANCE / DOOR PULLS / SHOWER DOOR PULLS

165, 167



ITEM	APPLICATION	CtC	WIDTH	OVERALL	PROJ.	LIST PRICE EACH		Wt/ea in lbs
						TIER 1	TIER 2	
165*	CP	3 1/2	7/16	4	7/8	\$19.18	\$24.01	0.11
167*	CP	3	7/16	3 1/2	7/8	\$17.59	\$22.08	0.11

*AVAILABLE IN THROUGH-BOLT MOUNT ONLY

205, 232, 832



ITEM	APPLICATION	CtC	DIA.	OVERALL	PROJ.	LIST PRICE EACH		Wt/ea in lbs
						TIER 1	TIER 2	
205-4	CP	4	1/2	4 1/2	1 3/4	\$49.54	\$61.49	0.38
205-6	CP, AP, DP, SDP	6	1/2	6 1/2	1 3/4	\$74.32	\$92.22	0.49
205-8	CP, AP, DP, SDP	8	1/2	8 1/2	1 3/4	\$99.08	\$122.97	0.61
205-X	Custom sizing per overall inch, from 6 1/2 to 24 1/2". See page 6					\$17.05	\$21.16	Custom
232-6	CP, AP, DP, SDP	6	3/4	6 3/4	2 1/2	\$96.94	\$118.46	1.26
232-8	CP, AP, DP, SDP	8	3/4	8 3/4	2 1/2	\$129.22	\$157.97	1.53
232-10	AP, DP, SDP	10	3/4	10 3/4	2 1/2	\$161.50	\$197.42	1.79
232-12	AP, DP, SDP	12	3/4	12 3/4	2 1/2	\$193.88	\$236.91	2.06
232-18	AP, DP, SDP	18	3/4	18 3/4	2 1/2	\$290.74	\$355.37	2.85
232-24	AP, DP, SDP	24	3/4	24 3/4	2 1/2	\$387.66	\$473.80	3.65
232-30	AP, DP, SDP	30	3/4	30 3/4	2 1/2	\$484.59	\$592.27	4.44
232-X	Custom sizing per overall inch, from 6 3/4 to 30 3/4". See page 6					\$22.78	\$27.84	Custom
832-6	CP, AP, DP, SDP	6	3/4	6 3/4	1 7/8	\$96.94	\$118.46	1.14
832-8	CP, AP, DP, SDP	8	3/4	8 3/4	1 7/8	\$129.22	\$157.97	1.38
832-10	CP, AP, DP, SDP	10	3/4	10 3/4	1 7/8	\$161.50	\$197.42	1.62
832-12	AP, DP, SDP	12	3/4	12 3/4	1 7/8	\$193.88	\$236.91	1.86
832-18	AP, DP, SDP	18	3/4	18 3/4	1 7/8	\$290.74	\$355.37	2.58
832-24	AP, DP, SDP	24	3/4	24 3/4	1 7/8	\$387.66	\$473.80	3.29
832-X	Custom sizing per overall inch, from 6 3/4 to 30 3/4". See page 6					\$22.63	\$27.66	Custom

Please see 119, 129, 139, 150; 674-676 series on pages 13 and 26 for examples of complementary knobs

Also available hand-wrapped in leather—see L205, L232, L832 series on page 111

232, 832 USE 1/4-20 SCREWS



206, 222, 750, 822



ITEM	APPLICATION	CtC	DIA.	OVERALL	PROJ.	LIST PRICE EACH		Wt/ea in lbs
						TIER 1	TIER 2	
206-4	CP, AP, DP, SDP	4	1/2	4 1/2	1 3/4	\$37.71	\$46.73	0.40
206-6	CP, AP, DP, SDP	6	1/2	6 1/2	1 3/4	\$56.54	\$67.69	0.52
206-8	CP, AP, DP, SDP	8	1/2	8 1/2	1 3/4	\$75.36	\$90.24	0.64
206-10	CP, AP, DP, SDP	10	1/2	10 1/2	1 3/4	\$94.25	\$112.79	0.76
206-12	CP, AP, DP, SDP	12	1/2	12 1/2	1 3/4	\$113.08	\$135.34	0.89
206-X	Custom sizing per overall inch, from 4 1/2 to 24 1/2". See page 6					\$13.19	\$15.90	Custom
222-6	CP, AP, DP, SDP	6	3/4	6 3/4	2 1/2	\$67.84	\$88.86	1.30
222-8	CP, AP, DP, SDP	8	3/4	8 3/4	2 1/2	\$90.48	\$118.46	1.57
222-10	AP, DP, SDP	10	3/4	10 3/4	2 1/2	\$113.08	\$148.05	1.84
222-12	AP, DP, SDP	12	3/4	12 3/4	2 1/2	\$135.71	\$177.69	2.11
222-18	AP, DP, SDP	18	3/4	18 3/4	2 1/2	\$204.03	\$266.51	2.92
222-24	AP, DP, SDP	24	3/4	24 3/4	2 1/2	\$285.90	\$355.37	3.74
222-30	AP, DP, SDP	30	3/4	30 3/4	2 1/2	\$339.23	\$444.19	4.55
222-X	Custom sizing per overall inch, from 4 3/4 to 30 3/4". See page 6					\$16.08	\$20.88	Custom
750-2.5*	CP	2 1/2	5/16	2 13/16	1 1/8	\$15.71	\$19.89	0.10
750-2.75*	CP	2 3/4	5/16	3 1/16	1 1/8	\$17.67	\$22.20	0.11
750-3*	CP	3	5/16	3 5/16	1 1/8	\$19.64	\$24.52	0.11
750-3.5*	CP	3 1/2	5/16	3 13/16	1 1/8	\$23.56	\$29.15	0.12
750-3.75*	CP	3 3/4	5/16	4 1/16	1 1/8	\$25.53	\$31.46	0.13
750-4*	CP	4	5/16	4 5/16	1 1/8	\$27.49	\$33.78	0.14
750-5*	CP	5	5/16	5 5/16	1 1/8	\$35.34	\$43.04	0.16
750-6*	CP	6	5/16	6 5/16	1 1/8	\$43.19	\$52.31	0.18
822-6	CP, AP, DP, SDP	6	3/4	6 3/4	1 7/8	\$67.84	\$88.86	1.18
822-8	CP, AP, DP, SDP	8	3/4	8 3/4	1 7/8	\$90.48	\$118.46	1.43
822-10	CP, AP, DP, SDP	10	3/4	10 3/4	1 7/8	\$113.08	\$148.05	1.68
822-12	AP, DP, SDP	12	3/4	12 3/4	1 7/8	\$135.71	\$177.69	1.92
822-18	AP, DP, SDP	18	3/4	18 3/4	1 7/8	\$204.03	\$266.51	2.67
822-24	AP, DP, SDP	24	3/4	24 3/4	1 7/8	\$285.90	\$355.37	3.41
822-X	Custom sizing per overall inch, from 4 3/4 to 30 3/4". See page 6					\$16.00	\$20.75	Custom

For this series, Colonial Bronze offers many complementary knob designs

***750 AVAILABLE IN THROUGH-BOLT MOUNT ONLY
222, 822 USE 1/4-20 SCREWS**



217, 506



ITEM	APPLICATION	CtC	DIA.	OVERALL	PROJ.	LIST PRICE EACH		Wt/ea in lbs
						TIER 1	TIER 2	
217-6	CP, DP, SDP	6	1	10	2 3/16	\$248.72	\$310.90	3.27
217-8	CP, DP, SDP	8	1	12	2 3/16	\$298.46	\$373.08	3.88
217-10	CP, DP, SDP	10	1	14	2 3/16	\$348.21	\$435.26	4.49
217-X	Custom sizing per overall inch, up to 30". See page 6					\$32.33	\$40.42	Custom
506-3*	CP	3	7/16	4 1/2	1 1/4	\$37.85	\$47.34	0.3
506-3.5*	CP	3 1/2	7/16	6	1 1/4	\$52.25	\$65.34	0.38
506-4*	CP	4	7/16	5 1/2	1 1/4	\$47.19	\$58.48	0.36
506-5*	CP	5	7/16	6 1/2	1 1/4	\$55.77	\$69.11	0.41
506-6*	CP, DP	6	7/16	7 1/2	1 1/4	\$64.35	\$79.74	0.47
506-8*	CP, DP	8	7/16	9 1/2	1 1/4	\$81.51	\$101.01	0.59
506-X*	Custom sizing per overall inch, up to 30". See page 6					\$11.15	\$13.85	Custom

Please see 520-522 series on page 20 for examples of complementary knobs *506 AVAILABLE IN THROUGH-BOLT MOUNT ONLY
217 USES 1/4-20 SCREWS



COLONIAL QUALITY HAS A HOME WHEREVER
EXCELLENCE IS DEMANDED



236, 800, 836

CROSS SECTION



ITEM	APPLICATION	CtC	DIA.	OVERALL	PROJ.	LIST PRICE EACH		Wt/ea in lbs
						TIER 1	TIER 2	
236-6	AP, DP, SDP	6	1	6 1/2	2	\$96.84	\$118.46	1.10
236-8	AP, DP, SDP	8	1	8 1/2	2	\$129.22	\$157.97	1.35
236-10	AP, DP, SDP	10	1	10 1/2	2	\$161.54	\$200.20	1.59
236-12	AP, DP, SDP	12	1	12 1/2	2	\$193.84	\$240.24	1.84
236-18	AP, DP, SDP	18	1	18 1/2	2	\$290.74	\$355.37	2.57
236-24	AP, DP, SDP	24	1	24 1/2	2	\$387.66	\$473.80	3.30
236-30	AP, DP, SDP	30	1	30 1/2	2	\$484.59	\$592.27	4.04
236-X	Custom sizing per overall inch, from 4 1/2 to 30 1/2". See page 6					\$23.23	\$28.51	Custom
800-3*	CP	3	5/8	3 5/16	1	\$29.99	\$37.49	0.20
800-3.5*	CP	3 1/2	5/8	3 13/16	1	\$31.70	\$39.63	0.23
800-4*	CP	4	5/8	4 5/16	1	\$34.81	\$43.51	0.25
800-5*	CP	5	5/8	5 5/16	1	\$39.41	\$49.26	0.30
800-6*	CP	6	5/8	6 5/16	1	\$44.23	\$55.29	0.34
800-8*	CP	8	5/8	8 5/16	1	\$53.90	\$67.38	0.43
800-10*	CP	10	5/8	10 5/16	1	\$63.55	\$79.44	0.53
800-X*	Custom sizing per overall inch, from 3 5/16 to 30 5/16". See page 6					\$11.25	\$14.07	Custom
836-6	AP, DP, SDP	6	1	6 1/2	1 1/2	\$96.84	\$118.46	0.99
836-8	AP, DP, SDP	8	1	8 1/2	1 1/2	\$129.22	\$157.97	1.21
836-10	AP, DP, SDP	10	1	10 1/2	1 1/2	\$161.54	\$200.20	1.43
836-12	AP, DP, SDP	12	1	12 1/2	1 1/2	\$193.84	\$240.24	1.65
836-18	AP, DP, SDP	18	1	18 1/2	1 1/2	\$290.74	\$355.37	2.31
836-24	AP, DP, SDP	24	1	24 1/2	1 1/2	\$387.66	\$473.80	2.97
836-X	Custom sizing per overall inch, from 4 1/2 to 30 1/2". See page 6					\$23.13	\$28.41	Custom

*800 AVAILABLE IN THROUGH-BOLT MOUNT ONLY



A HISTORY OF AMERICAN-MADE QUALITY FOR NEARLY 100 YEARS



238, 240, 340



ITEM	APPLICATION	CtC	DIA.	OVERALL	PROJ.	LIST PRICE EACH		Wt/ea in lbs
						TIER 1	TIER 2	
238-4	CP	4	1 MAX	6	1 3/4	\$207.36	\$259.38	1.07
238-6	CP, AP, DP, SDP	6	1 MAX	9	1 3/4	\$311.04	\$389.07	1.56
238-8	CP, AP, DP, SDP	8	1 MAX	10	1 3/4	\$345.60	\$432.30	1.72
238-X	Custom sizing per overall inch, up to 18". See page 6					\$44.93	\$56.20	Custom
240-8	CP, AP, DP, SDP	8	1 1/4 MAX	15	2 3/8	\$397.80	\$497.65	3.84
240-10	CP, AP, DP, SDP	10	1 1/4 MAX	18	2 3/8	\$595.47	\$737.97	4.57
240-14	AP, DP, SDP	14	1 1/4 MAX	23	2 3/8	\$845.81	\$1,058.99	5.79
240-X	Custom sizing per overall inch, up to 23". See page 6					\$48.19	\$60.11	Custom
340-4*	CP	4	3/4 MAX	6	1 3/8	\$45.83	\$56.65	0.53
340-6*	CP, DP	6	3/4 MAX	9	1 3/8	\$68.72	\$85.16	0.78
340-8*	CP, DP	8	3/4 MAX	15	1 3/8	\$91.63	\$113.55	1.28
340-10*	CP, DP	10	3/4 MAX	18	1 3/8	\$114.53	\$141.94	1.53
340-X*	Custom sizing per overall inch, up to 18". See page 6					\$14.15	\$17.52	Custom

Please see 540 series on page 22 for examples of complementary knobs

***340 AVAILABLE IN THROUGH-BOLT MOUNT ONLY**

240 USES 1/4-20 SCREWS

239, 241, 341



ITEM	APPLICATION	CtC	DIA.	OVERALL	PROJ.	LIST PRICE EACH		Wt/ea in lbs
						TIER 1	TIER 2	
239-4	CP	4	1 MAX	6	1 3/4	\$207.36	\$259.38	1.16
239-6	CP, AP, DP, SDP	6	1 MAX	9	1 3/4	\$311.04	\$389.07	1.70
239-8	CP, AP, DP, SDP	8	1 MAX	10	1 3/4	\$345.60	\$432.30	1.88
239-X	Custom sizing per overall inch, up to 18". See page 6					\$44.93	\$56.20	Custom
241-8	CP, AP, DP, SDP	8	1 1/4 MAX	15	2 3/8	\$397.80	\$497.65	4.49
241-10	CP, AP, DP, SDP	10	1 1/4 MAX	18	2 3/8	\$595.47	\$737.97	5.36
241-14	AP, DP, SDP	14	1 1/4 MAX	23	2 3/8	\$845.81	\$1,058.99	6.81
241-X	Custom sizing per overall inch, up to 23". See page 6					\$48.19	\$60.11	Custom
341-4*	CP	4	3/4 MAX	6	1 3/8	\$45.83	\$56.71	0.63
341-6*	CP, DP	6	3/4 MAX	9	1 3/8	\$68.72	\$85.16	0.93
341-8*	CP, DP	8	3/4 MAX	15	1 3/8	\$91.63	\$113.55	1.52
341-10*	CP, DP	10	3/4 MAX	18	1 3/8	\$114.53	\$141.94	1.82
341-X*	Custom sizing per overall inch, up to 18". See page 6					\$14.15	\$17.53	Custom

Please see 541 series on page 22 for examples of complementary knobs

***341 AVAILABLE IN THROUGH-BOLT MOUNT ONLY**

241 USES 1/4-20 SCREWS



PULLS SHIP WITH 8-32 SCREWS EXCEPT WHERE NOTED

242, 243, 246, 247, 500, 847



CABINET/APPLIANCE/DOOR/SHOWER DOOR PULLS

ITEM	APPLICATION	CtC	DIA.	OVERALL	PROJ.	LIST PRICE EACH		Wt/ea in lbs
						TIER 1	TIER 2	
242-8	CP, AP, DP, SDP	8	1	12	2 1/4	\$209.98	\$253.83	3.05
242-10	AP, DP, SDP	10	1	14	2 1/4	\$244.98	\$296.16	3.53
242-12	AP, DP, SDP	12	1	16	2 1/4	\$280.05	\$338.16	4.00
242-18	AP, DP, SDP	18	1	22	2 1/4	\$385.07	\$464.96	5.42
242-24	AP, DP, SDP	24	1	28	2 1/4	\$490.08	\$591.77	6.84
242-X	Custom sizing per overall inch, up to 30". See page 6					\$22.75	\$27.48	Custom
243-10	AP, DP, SDP	10	1 1/4	14	2 1/2	\$318.47	\$385.01	5.43
243-12	AP, DP, SDP	12	1 1/4	16	2 1/2	\$364.07	\$439.61	6.18
243-18	AP, DP, SDP	18	1 1/4	22	2 1/2	\$500.59	\$604.45	8.42
243-24	AP, DP, SDP	24	1 1/4	28	2 1/2	\$637.10	\$769.30	10.65
243-X	Custom sizing per overall inch, up to 30". See page 6					\$29.58	\$35.73	Custom
246-6	CP, AP, DP, SDP	6	3/4	10	1 3/4	\$114.39	\$148.05	1.53
246-8	CP, AP, DP, SDP	8	3/4	12	1 3/4	\$137.28	\$177.69	1.80
246-12	AP, DP, SDP	12	3/4	16	1 3/4	\$194.51	\$251.78	2.32
246-18	AP, DP, SDP	18	3/4	22	1 3/4	\$251.74	\$325.75	3.11
246-24	AP, DP, SDP	24	3/4	28	1 3/4	\$320.38	\$414.60	3.90
246-X	Custom sizing per overall inch, up to 30". See page 6					\$15.06	\$19.49	Custom
247-4	CP	4	5/8	6	1 7/8	\$72.95	\$90.45	0.71
247-6	CP, AP, DP, SDP	6	5/8	10	1 7/8	\$110.35	\$136.52	1.08
247-8	CP, AP, DP, SDP	8	5/8	12	1 7/8	\$132.45	\$163.81	1.26
247-10	AP, DP, SDP	10	5/8	14	1 7/8	\$153.09	\$189.83	1.45
247-12	AP, DP, SDP	12	5/8	16	1 7/8	\$173.12	\$214.67	1.63
247-18	AP, DP, SDP	18	5/8	22	1 7/8	\$242.83	\$300.31	2.19
247-24	AP, DP, SDP	24	5/8	28	1 7/8	\$286.99	\$354.89	2.74
247-X	Custom sizing per overall inch, up to 30". See page 6					\$14.35	\$17.77	Custom
500-1.5*	CP	1 1/2	1/2	2 1/2	1 1/4	\$20.20	\$24.41	0.18
500-2.5*	CP	2 1/2	1/2	3 1/2	1 1/4	\$27.52	\$34.17	0.24
500-3*	CP	3	1/2	4	1 1/4	\$31.44	\$39.03	0.27
500-3.5*	CP	3 1/2	1/2	4 1/2	1 1/4	\$35.39	\$43.92	0.30
500-4*	CP	4	1/2	6	1 1/4	\$49.41	\$59.65	0.38
500-5*	CP	5	1/2	7	1 1/4	\$57.65	\$69.61	0.44
500-6*	CP	6	1/2	8	1 1/4	\$63.44	\$78.05	0.50
500-8*	CP	8	1/2	10	1 1/4	\$78.63	\$97.59	0.61
500-X*	Custom sizing per overall inch, up to 26". See page 6					\$10.39	\$12.75	Custom
847-4	CP	4	5/8	6	1 1/2	\$72.95	\$90.45	0.67
847-6	CP, AP, DP, SDP	6	5/8	10	1 1/2	\$110.35	\$136.52	1.04
847-8	CP, AP, DP, SDP	8	5/8	12	1 1/2	\$132.45	\$163.81	1.22
847-10	CP, AP, DP, SDP	10	5/8	14	1 1/2	\$153.09	\$189.83	1.41
847-12	AP, DP, SDP	12	5/8	16	1 1/2	\$173.12	\$214.67	1.59
847-18	CP, AP, DP, SDP	18	5/8	22	1 1/2	\$242.83	\$300.31	2.15
847-24	AP, DP, SDP	24	5/8	28	1 1/2	\$286.99	\$354.89	2.70
847-X	Custom sizing per overall inch, up to 30". See page 6					\$14.35	\$17.77	Custom

For this series, Colonial Bronze offers many complementary knob designs
 Also available hand-wrapped in leather—
 see L242/L842, L244, L246/L846, L247, L300 series on page 112

***500 AVAILABLE IN THROUGH-BOLT MOUNT ONLY**
242, 243, 246 USE 1/4-20 SCREWS

Page 36



250, 850



ITEM	APPLICATION	CtC	DIA.	OVERALL	PROJ.	LIST PRICE EACH		Wt/ea in lbs
						TIER 1	TIER 2	
250-6	CP, AP, DP, SDP	6	3/4	6 3/4	2 1/2	\$148.10	\$183.05	1.13
250-8	CP, AP, DP, SDP	8	3/4	8 3/4	2 1/2	\$172.02	\$212.65	1.33
250-10	AP, DP, SDP	10	3/4	10 3/4	2 1/2	\$190.49	\$235.49	1.54
250-18	AP, DP, SDP	18	3/4	18 3/4	2 1/2	\$411.22	\$499.71	2.35
850-6	CP, AP, DP, SDP	6	3/4	6 3/4	1 7/8	\$148.10	\$183.05	1.02
850-8	CP, AP, DP, SDP	8	3/4	8 3/4	1 7/8	\$172.02	\$212.65	1.22
850-10	CP, AP, DP, SDP	10	3/4	10 3/4	1 7/8	\$190.49	\$235.49	1.42
850-18	AP, DP, SDP	18	3/4	18 3/4	1 7/8	\$411.22	\$499.71	2.22

Please see 119, 129, 139, 150; 674-676 series on pages 13 and 26 for examples of complementary knobs

USES 1/4-20 SCREWS

254, 508




ITEM	APPLICATION	CtC	CROSS SEC.	OVERALL	PROJ.	LIST PRICE EACH		Wt/ea in lbs
						TIER 1	TIER 2	
254-6	CP, DP, SDP	6	3/4 x 1/2	10	1 3/4	\$214.90	\$266.33	1.36
254-8	CP, AP, DP, SDP	8	3/4 x 1/2	12	1 3/4	\$257.83	\$318.81	1.59
254-10	CP, AP, DP, SDP	10	3/4 x 1/2	14	1 3/4	\$300.77	\$371.92	1.82
254-12	CP, AP, DP, SDP	12	3/4 x 1/2	16	1 3/4	\$343.74	\$425.06	2.05
254-X	Custom sizing per overall inch, up to 30". See page 6					\$27.93	\$34.56	Custom
508-4*	CP	4	3/4 x 3/8	6	1 3/16	\$90.68	\$112.70	0.57
508-6*	CP, DP	6	3/4 x 3/8	8	1 3/16	\$120.91	\$149.84	0.74
508-8*	CP, DP	8	3/4 x 3/8	10	1 3/16	\$151.13	\$187.30	0.91
508-10*	CP, DP	10	3/4 x 3/8	12	1 3/16	\$181.36	\$224.76	1.08
508-X*	Custom sizing per overall inch, up to 30". See page 6					\$19.65	\$24.37	Custom

Please see 520-522 series on page 20 for examples of complementary knobs
Also available hand-wrapped in leather—see L828, L827 series on page 117

***508 AVAILABLE IN THROUGH-BOLT MOUNT ONLY**
254 USES 1/4-20 SCREWS

256

CROSS SECTION




ITEM	APPLICATION	CtC	DIA.	OVERALL	PROJ.	LIST PRICE EACH		Wt/ea in lbs	
						TIER 1	TIER 2		
256-6	CP, DP, SDP	6	1	10	1 9/16	\$168.31	\$216.83	1.39	
256-8	CP, AP, DP, SDP	8	1	12	1 9/16	\$201.92	\$245.39	1.62	
256-10	CP, AP, DP, SDP	10	1	14	1 9/16	\$235.58	\$286.29	1.85	
256-12	CP, AP, DP, SDP	12	1	16	1 9/16	\$269.23	\$327.18	2.08	
256-X	Custom sizing per overall inch, up to 30". See page 6						\$21.88	\$26.98	Custom

Please see 520-522 series on page 20 for examples of complementary knobs

USES 1/4-20 SCREWS

257

CROSS SECTION



ITEM	APPLICATION	CtC	DIA.	OVERALL	PROJ.	LIST PRICE EACH		Wt/ea in lbs	
						TIER 1	TIER 2		
257-6	CP, DP, SDP	6	1	10	1 9/16	\$168.31	\$216.84	1.39	
257-8	CP, AP, DP, SDP	8	1	12	1 9/16	\$201.92	\$245.39	1.63	
257-10	CP, AP, DP, SDP	10	1	14	1 9/16	\$235.58	\$286.29	1.87	
257-12	CP, AP, DP, SDP	12	1	16	1 9/16	\$269.23	\$327.18	2.10	
257-X	Custom sizing per overall inch, up to 30". See page 6						\$21.88	\$26.98	Custom

Please see 520-522 series on pages 20 for examples of complementary knobs

USES 1/4-20 SCREWS

258, 858, 860



ITEM	APPLICATION	CtC	DIA.	OVERALL	PROJ.	LIST PRICE EACH		Wt/ea in lbs
						TIER 1	TIER 2	
258-6	CP, DP, SDP	6	3/4	6 3/4	2 1/2	\$90.48	\$126.02	1.28
258-8	CP, AP, DP, SDP	8	3/4	8 3/4	2 1/2	\$120.62	\$167.32	1.54
258-X	Custom sizing per overall inch, from 4 3/4 to 30 3/4". See page 6					\$20.39	\$28.34	Custom
858-6	CP, DP, SDP	6	3/4	6 3/4	1 7/8	\$90.48	\$126.02	1.11
858-8	CP, AP, DP, SDP	8	3/4	8 3/4	1 7/8	\$120.62	\$167.32	1.34
858-10	AP, DP, SDP	10	3/4	10 3/4	1 7/8	\$150.76	\$182.04	1.57
858-12	AP, DP, SDP	12	3/4	12 3/4	1 7/8	\$180.93	\$224.21	1.80
858-18	AP, DP, SDP	18	3/4	18 3/4	1 7/8	\$271.38	\$329.33	2.50
858-X	Custom sizing per overall inch, from 4 3/4 to 30 3/4". See page 6					\$20.96	\$26.96	Custom
860-4	CP	4	1/2	4 1/2	1 1/4	\$49.54	\$61.49	0.33
860-6	CP, DP	6	1/2	6 1/2	1 1/4	\$72.44	\$89.56	0.42
860-8	CP, DP	8	1/2	8 1/2	1 1/4	\$102.58	\$126.10	0.52
860-X	Custom sizing per overall inch, from 4 1/2 to 24 1/2". See page 6					\$17.11	\$21.14	Custom

Please see 104, 105 series on page 12 for examples of complementary knobs

258, 858 USE 1/4-20 SCREWS

259

CROSS SECTION



ITEM	APPLICATION	CtC	DIA.	OVERALL	PROJ.	LIST PRICE EACH		Wt/ea in lbs
						TIER 1	TIER 2	
259-6	CP, AP, DP, SDP	6	1	10	1 5/8	\$168.31	\$216.83	1.36
259-8	CP, AP, DP, SDP	8	1	12	1 5/8	\$201.92	\$245.39	1.60
259-10	CP, AP, DP, SDP	10	1	14	1 5/8	\$235.58	\$286.29	1.83
259-12	CP, AP, DP, SDP	12	1	16	1 5/8	\$269.23	\$327.18	2.07
259-18	AP, DP, SDP	18	1	22	1 5/8	\$370.25	\$425.54	2.78
259-X	Custom sizing per overall inch, up to 30". See page 6					\$21.88	\$26.62	Custom

Please see 120-122 series on page 13 for examples of complementary knobs

USES 1/4-20 SCREWS

260-262



ITEM	APPLICATION	CtC	DIA.	OVERALL	PROJ.	LIST PRICE EACH		Wt/ea in lbs
						TIER 1	TIER 2	
260-3*	CP	3	1/2	5	1 1/8	\$95.19	\$120.55	0.25
260-4.5*	CP	4 1/2	1/2	6 1/2	1 1/8	\$101.42	\$126.47	0.31
261-9.5*	DP	9 1/2	3/4	12 1/2	1 3/8	\$231.86	\$289.15	1.15
262-9.5	AP, DP, SDP	9 1/2	1	12 1/2	1 15/16	\$353.66	\$441.08	2.38

Please see 263 series on page 18 for examples of complementary knobs

***260, 261 AVAILABLE IN THROUGH-BOLT MOUNT ONLY
262 USES 1/4-20 SCREWS**

270, 271, 275

CROSS SECTION



ITEM	APPLICATION	CtC	CROSS SEC.	OVERALL	PROJ.	LIST PRICE EACH		Wt/ea in lbs
						TIER 1	TIER 2	
270-4*	CP	4	3/4 x 3/8	6	1 3/16	\$75.15	\$93.01	0.49
270-6*	CP	6	3/4 x 3/8	8	1 3/16	\$101.30	\$125.22	0.64
270-8*	CP	8	3/4 x 3/8	10	1 3/16	\$124.87	\$154.76	0.80
270-10*	CP	10	3/4 x 3/8	14	1 3/16	\$177.18	\$219.20	1.10
270-X*	Custom sizing per overall inch, up to 30". See page 6					\$16.36	\$20.24	Custom
271-4	CP	4	3/4 x 1/2	6	1 1/2	\$122.20	\$151.09	0.74
271-6	CP	6	3/4 x 1/2	8	1 1/2	\$130.31	\$161.08	0.94
271-8	CP	8	3/4 x 1/2	10	1 1/2	\$202.37	\$251.82	1.15
271-10	CP	10	3/4 x 1/2	14	1 1/2	\$285.05	\$352.37	1.57
271-X	Custom sizing per overall inch, up to 30". See page 6					\$28.97	\$35.88	Custom
275-8	AP, DP, SDP	8	1 1/4 x 1/2	10	1 3/4	\$397.80	\$497.65	1.98
275-10	AP, DP, SDP	10	1 1/4 x 1/2	14	1 3/4	\$424.34	\$530.42	2.68
275-12	AP, DP, SDP	12	1 1/4 x 1/2	16	1 3/4	\$437.60	\$547.43	3.03
275-18	AP, DP, SDP	18	1 1/4 x 1/2	22	1 3/4	\$477.40	\$596.75	4.09
275-X	Custom sizing per overall inch, up to 30". See page 6					\$38.72	\$48.42	Custom

Please see 126, 127 series on page 13 for examples of complementary knobs
Also available inset with leather—see L270, L271, L275 series on page 113

***270 AVAILABLE IN THROUGH-BOLT MOUNT ONLY
275 USES 1/4-20 SCREWS**

272, 273, 276

CROSS SECTION



ITEM	APPLICATION	CtC	CROSS SEC.	OVERALL	PROJ.	LIST PRICE EACH		Wt/ea in lbs
						TIER 1	TIER 2	
272-4*	CP	4	3/4 x 3/8	6	1 1/8	\$75.15	\$93.01	0.52
272-6*	CP	6	3/4 x 3/8	8	1 1/8	\$101.30	\$125.22	0.67
272-8*	CP	8	3/4 x 3/8	10	1 1/8	\$124.87	\$154.76	0.82
272-10*	CP	10	3/4 x 3/8	14	1 1/8	\$177.18	\$219.20	1.13
272-X*	Custom sizing per overall inch, up to 30". See page 6					\$16.36	\$20.24	Custom
273-4*	CP	4	3/4 x 1/2	6	1 1/4	\$122.20	\$151.09	0.69
273-6*	CP	6	3/4 x 1/2	8	1 1/4	\$130.31	\$161.08	0.90
273-8*	CP	8	3/4 x 1/2	10	1 1/4	\$202.37	\$251.82	1.10
273-10*	CP	10	3/4 x 1/2	14	1 1/4	\$285.05	\$352.37	1.52
273-X*	Custom sizing per overall inch, up to 30". See page 6					\$28.97	\$35.88	Custom
276-8	AP, DP, SDP	8	1 1/4 x 1/2	10	1 3/4	\$397.80	\$497.65	1.93
276-10	AP, DP, SDP	10	1 1/4 x 1/2	14	1 3/4	\$424.34	\$530.42	2.64
276-12	AP, DP, SDP	12	1 1/4 x 1/2	16	1 3/4	\$437.60	\$547.43	2.99
276-18	AP, DP, SDP	18	1 1/4 x 1/2	22	1 3/4	\$477.40	\$596.75	4.05
276-X	Custom sizing per overall inch, up to 30". See page 6					\$38.72	\$48.42	Custom

Please see 517 526, 527 series on page 21 for examples of complementary knobs
Also available inset with leather—see L272, L273, L276 series on page 114

***272, 273 AVAILABLE IN THROUGH-BOLT MOUNT ONLY**
276 USES 1/4-20 SCREWS



274, 278, 279
NEW!

CROSS SECTION



ITEM	APPLICATION	CtC	CROSS SEC.	OVERALL	PROJ.	LIST PRICE EACH		Wt/ea in lbs
						TIER 1	TIER 2	
274-4	CP	4	3/4 x 3/8	6	1 1/4	\$90.18	\$111.61	0.54
274-6	CP	6	3/4 x 3/8	8	1 1/4	\$121.56	\$150.26	0.70
274-8	CP	8	3/4 x 3/8	10	1 1/4	\$149.84	\$185.71	0.86
274-10	CP	10	3/4 x 3/8	14	1 1/4	\$212.62	\$263.04	1.17
274-X	Custom sizing per overall inch, up to 30". See page 6					\$19.63	\$24.29	Custom
278-4	CP	4	3/4 x 1/2	6	1 3/8	\$146.64	\$181.31	0.71
278-6	CP	6	3/4 x 1/2	8	1 3/8	\$156.37	\$193.30	0.92
278-8	CP	8	3/4 x 1/2	10	1 3/8	\$242.84	\$302.18	1.13
278-10	CP	10	3/4 x 1/2	14	1 3/8	\$342.06	\$422.84	1.55
278-X	Custom sizing per overall inch, up to 30". See page 6					\$34.76	\$43.05	Custom
279-8	AP, DP, SDP	8	1 1/4 x 1/2	10	1 3/4	\$477.36	\$597.18	2.08
279-10	AP, DP, SDP	10	1 1/4 x 1/2	14	1 3/4	\$509.21	\$636.50	2.80
279-12	AP, DP, SDP	12	1 1/4 x 1/2	16	1 3/4	\$525.12	\$656.92	3.15
279-18	AP, DP, SDP	18	1 1/4 x 1/2	22	1 3/4	\$572.88	\$716.10	4.22
279-X	Custom sizing per overall inch, up to 30". See page 6					\$46.46	\$58.11	Custom

Please see 517 528, 529 series on page 21 for examples of complementary knobs

279 USES 1/4-20 SCREWS

280-282



ITEM	APPLICATION	CtC	DIA.	OVERALL	PROJ.	LIST PRICE EACH		Wt/ea in lbs
						TIER 1	TIER 2	
280-3*	CP	3	1/2	5	1 1/16	\$95.19	\$120.55	0.28
280-4.5*	CP	4 1/2	1/2	6 1/2	1 1/16	\$101.42	\$126.47	0.34
281-9.5*	DP	9 1/2	3/4	12 1/2	1 9/16	\$231.86	\$289.15	1.16
282-9.5	AP, DP, SDP	9 1/2	1	12 1/2	1 15/16	\$353.66	\$441.08	2.36

Please see 283 series on page 18 for examples of complementary knobs

***280, 281 AVAILABLE IN THROUGH-BOLT MOUNT ONLY**
282 USES 1/4-20 SCREWS

292, 294, 296



ITEM	APPLICATION	CtC	DIA.	OVERALL	PROJ.	LIST PRICE EACH		Wt/ea in lbs
						TIER 1	TIER 2	
292-4*	CP	4	3/4 MAX	6	1 3/8	\$45.83	\$56.65	0.56
292-6*	CP, DP	6	3/4 MAX	9	1 3/8	\$68.72	\$85.16	0.81
292-8*	CP, DP	8	3/4 MAX	15	1 3/8	\$91.63	\$113.55	1.31
292-10*	CP, DP	10	3/4 MAX	18	1 3/8	\$114.53	\$141.94	1.56
292-X*	Custom sizing per overall inch, up to 18". See page 6					\$14.15	\$17.52	Custom
294-8	CP, AP, DP, SDP	8	1 1/4 MAX	15	2 1/4	\$397.80	\$497.65	3.83
294-10	CP, AP, DP, SDP	10	1 1/4 MAX	18	2 1/4	\$595.47	\$737.97	4.56
294-14	AP, DP, SDP	14	1 1/4 MAX	23	2 1/4	\$845.81	\$1,058.99	5.78
294-X	Custom sizing per overall inch, up to 23". See page 6					\$48.19	\$60.11	Custom
296-4	CP	4	1 MAX	6	2	\$207.36	\$259.38	1.13
296-6	CP, AP, DP, SDP	6	1 MAX	9	2	\$311.04	\$389.07	1.62
296-8	CP, AP, DP, SDP	8	1 MAX	10	2	\$345.60	\$432.30	1.78
296-X	Custom sizing per overall inch, up to 18". See page 6					\$44.93	\$56.20	Custom

Please see 290 series on page 19 for examples of complementary knobs

***292 AVAILABLE IN THROUGH-BOLT MOUNT ONLY
294, 296 USE 1/4-20 SCREWS**

293, 295, 297



ITEM	APPLICATION	CtC	DIA.	OVERALL	PROJ.	LIST PRICE EACH		Wt/ea in lbs
						TIER 1	TIER 2	
293-4*	CP	4	3/4 MAX	6	1 3/8	\$45.83	\$56.65	0.65
293-6*	CP, DP	6	3/4 MAX	9	1 3/8	\$68.72	\$85.16	0.95
293-8*	CP, DP	8	3/4 MAX	15	1 3/8	\$91.63	\$113.55	1.55
293-10*	CP, DP	10	3/4 MAX	18	1 3/8	\$114.53	\$141.94	1.85
293-X*	Custom sizing per overall inch, up to 18". See page 6					\$14.15	\$17.52	Custom
295-8	CP, AP, DP, SDP	8	1 1/4 MAX	15	2 1/4	\$397.80	\$497.65	4.47
295-10	CP, AP, DP, SDP	10	1 1/4 MAX	18	2 1/4	\$595.47	\$737.97	5.34
295-14	AP, DP, SDP	14	1 1/4 MAX	23	2 1/4	\$845.81	\$1,058.99	6.78
295-X	Custom sizing per overall inch, up to 23". See page 6					\$48.19	\$60.11	Custom
297-4	CP	4	1 MAX	6	2	\$207.36	\$259.38	1.22
297-6	CP, AP, DP, SDP	6	1 MAX	9	2	\$311.04	\$389.07	1.76
297-8	CP, AP, DP, SDP	8	1 MAX	10	2	\$345.60	\$432.30	1.94
297-X	Custom sizing per overall inch, up to 18". See page 6					\$44.93	\$56.20	Custom

Please see 291 series on page 19 for examples of complementary knobs

***293 AVAILABLE IN THROUGH-BOLT MOUNT ONLY
295, 297 USE 1/4-20 SCREWS**



300



ITEM	APPLICATION	CtC	DIA.	OVERALL	PROJ.	LIST PRICE EACH		Wt/ea in lbs	
						TIER 1	TIER 2		
300-1.5*	CP	1 1/2	1/2	2 1/2	1 3/16	\$20.20	\$24.41	0.17	
300-2.5*	CP	2 1/2	1/2	3 1/2	1 3/16	\$27.52	\$34.18	0.23	
300-3*	CP	3	1/2	4	1 3/16	\$31.44	\$39.03	0.25	
300-3.5*	CP	3 1/2	1/2	4 1/2	1 3/16	\$35.39	\$43.92	0.28	
300-4*	CP	4	1/2	6	1 3/16	\$49.41	\$59.65	0.37	
300-5*	CP	5	1/2	7	1 3/16	\$57.65	\$69.61	0.43	
300-6*	CP	6	1/2	8	1 3/16	\$63.44	\$78.05	0.49	
300-8*	CP	8	1/2	10	1 3/16	\$78.63	\$97.59	0.60	
300-X*	Custom sizing per overall inch, up to 26". See page 6						\$10.39	\$12.75	Custom

Please see 110-112 series on page 12 for examples of complementary knobs

***AVAILABLE IN THROUGH-BOLT MOUNT ONLY**

304



ITEM	APPLICATION	CtC	DIA.	OVERALL	PROJ.	LIST PRICE EACH		Wt/ea in lbs	
						TIER 1	TIER 2		
304-3*	CP	3	1/2	4	1 3/16	\$29.62	\$37.10	0.26	
304-3.5*	CP	3 1/2	1/2	4 1/2	1 3/16	\$38.50	\$48.19	0.29	
304-4*	CP	4	1/2	5	1 3/16	\$40.05	\$49.64	0.32	
304-6*	CP	6	1/2	7	1 3/16	\$56.08	\$69.50	0.43	
304-8*	CP	8	1/2	9	1 3/16	\$72.09	\$89.35	0.55	
304-X*	Custom sizing per overall inch, up to 25". See page 6						\$12.00	\$14.93	Custom

Please see 104, 105 series on page 12 for examples of complementary knobs

***AVAILABLE IN THROUGH-BOLT MOUNT ONLY**

306




ITEM	APPLICATION	CtC	DIA.	OVERALL	PROJ.	LIST PRICE EACH		Wt/ea in lbs
						TIER 1	TIER 2	
306-3*	CP	3	7/16	4 1/2	1 3/16	\$37.85	\$47.34	0.28
306-3.5*	CP	3 1/2	7/16	6	1 3/16	\$52.25	\$65.30	0.37
306-4*	CP	4	7/16	6 1/2	1 3/16	\$55.77	\$69.11	0.40
306-6*	CP	6	7/16	8	1 3/16	\$68.64	\$85.06	0.49
306-8*	CP	8	7/16	10	1 3/16	\$85.79	\$106.33	0.60
306-X*	Custom sizing per overall inch, up to 30". See page 6					\$12.86	\$15.99	Custom

Please see 120-122 series on page 13 for examples of complementary knobs

***AVAILABLE IN THROUGH-BOLT MOUNT ONLY**

310



ITEM	APPLICATION	CtC	DIA.	OVERALL	PROJ.	LIST PRICE EACH	Wt/ea in lbs
						ALL	
310-3*	CP	3	3/8	4 3/4	1 5/16	\$39.88	0.21
310-4*	CP	4	3/8	6 1/2	1 5/16	\$43.00	0.26
310-X*	Custom sizing per overall inch, up to 22". See page 6					\$11.26	Custom

Please see 308, 309 series on page 19 for examples of complementary knobs
Available in Two-Tone Finish, please refer to page 6

***AVAILABLE IN THROUGH-BOLT MOUNT ONLY**

321-323



ITEM	APPLICATION	CtC	DIA.	OVERALL	PROJ.	LIST PRICE EACH		Wt/ea in lbs
						TIER 1	TIER 2	
321-3.5*	CP	3 1/2	9/16	4 1/2	1 3/16	\$71.24	\$84.41	0.42
321-4*	CP	4	9/16	6	1 3/16	\$77.68	\$91.07	0.54
321-6*	CP, DP	6	9/16	8	1 3/16	\$113.45	\$140.60	0.70
321-8*	CP, DP	8	9/16	10	1 3/16	\$141.81	\$175.76	0.87
321-10*	CP, DP	10	9/16	12	1 3/16	\$170.18	\$210.90	1.04
321-X*	Custom sizing per overall inch, up to 30". See page 6					\$18.54	\$22.53	Custom
322-6*	CP, DP	6	3/4	8	1 1/2	\$157.05	\$185.32	1.25
322-8*	CP, DP	8	3/4	10	1 1/2	\$196.26	\$243.23	1.55
322-10*	CP, DP	10	3/4	12	1 1/2	\$235.52	\$291.87	1.84
322-12*	DP	12	3/4	14	1 1/2	\$274.77	\$340.53	2.14
322-X*	Custom sizing per overall inch, up to 30". See page 6					\$25.52	\$31.24	Custom
323-8	CP, AP, DP, SDP	8	1	10	2 3/16	\$283.75	\$351.65	2.82
323-10	CP, AP, DP, SDP	10	1	12	2 3/16	\$340.55	\$401.84	3.35
323-12	CP, AP, DP, SDP	12	1	14	2 3/16	\$397.31	\$468.81	3.88
323-18	AP, DP, SDP	18	1	20	2 3/16	\$581.69	\$715.74	5.47
323-24	AP, DP, SDP	24	1	26	2 3/16	\$737.74	\$914.29	7.06
323-X	Custom sizing per overall inch, up to 30". See page 6					\$37.07	\$45.00	Custom

Please see 130-132, 320 series on pages 14 and 19 for examples of complementary knobs


***321, 322 AVAILABLE IN THROUGH-BOLT MOUNT ONLY
323 USES 1/4-20 SCREWS**



DECADES OF AMERICAN CRAFTSMANSHIP




413-415



ITEM	APPLICATION	CtC	DIA.	OVERALL	PROJ.	LIST PRICE EACH		Wt/ea in lbs
						TIER 1	TIER 2	
413-3*	CP	3	1/2	4	1 3/16	\$61.89	\$76.74	0.27
413-3.5*	CP	3 1/2	1/2	4 1/2	1 3/16	\$64.69	\$80.22	0.30
413-4*	CP	4	1/2	5	1 3/16	\$67.51	\$83.71	0.33
413-6*	CP, DP	6	1/2	7	1 3/16	\$78.76	\$97.66	0.45
413-8*	CP, DP	8	1/2	9	1 3/16	\$90.01	\$111.62	0.56
413-X*	Custom sizing per overall inch, up to 25". See page 6					\$16.80	\$20.83	Custom
414-4	CP	4	5/8	5	1 7/16	\$99.86	\$123.83	0.57
414-6	CP, DP, SDP	6	5/8	7	1 7/16	\$114.13	\$141.52	0.75
414-8	CP, AP, DP, SDP	8	5/8	9	1 7/16	\$128.39	\$159.20	0.93
414-10	CP, AP, DP, SDP	10	5/8	11	1 7/16	\$142.66	\$176.89	1.12
414-X	Custom sizing per overall inch, up to 31". See page 6					\$20.64	\$25.59	Custom
415-6	CP, DP, SDP	6	3/4	7	1 9/16	\$139.50	\$172.98	1.04
415-8	CP, AP, DP, SDP	8	3/4	9	1 9/16	\$147.25	\$182.59	1.31
415-10	CP, AP, DP, SDP	10	3/4	11	1 9/16	\$170.50	\$211.42	1.58
415-12	CP, AP, DP, SDP	12	3/4	13	1 9/16	\$186.00	\$230.64	1.84
415-X	Custom sizing per overall inch, up to 31". See page 6					\$21.48	\$26.64	Custom

Please see 104, 105 series on page 12 for examples of complementary knobs

***413 AVAILABLE IN THROUGH-BOLT MOUNT ONLY**



**YOU JUST CAN'T BEAT AMERICAN-MADE
SOLID BRASS**



420

CROSS SECTION



SCALLOPED ENDS




ITEM	APPLICATION	CtC	WIDTH	OVERALL	PROJ.	LIST PRICE EACH		Wt/ea in lbs
						TIER 1	TIER 2	
420-1*	CK, CP	1	7/8	2	7/8	\$25.11	\$30.33	0.11
420-1.5*	CK, CP	1 1/2	7/8	2 1/2	7/8	\$30.56	\$34.28	0.13
420-3*	CP	3	7/8	3 1/2	7/8	\$34.93	\$42.16	0.18
420-3.5*	CP	3 1/2	7/8	4 1/2	7/8	\$41.46	\$50.06	0.23
420-4*	CP	4	7/8	5 1/2	7/8	\$47.99	\$57.95	0.28
420-5*	CP	5	7/8	6 1/2	7/8	\$54.52	\$65.85	0.38
420-6*	CP	6	7/8	7 1/2	7/8	\$61.05	\$73.74	0.44
420-8*	CP	8	7/8	9 1/2	7/8	\$74.11	\$89.53	0.57
420-X*	Custom sizing per overall inch, up to 30". See page 6					\$12.52	\$14.95	Custom

We suggest using the 420-1/1.5 in place of a traditional cabinet knob with this style ***AVAILABLE IN THROUGH-BOLT MOUNT ONLY**
Please see 9420 series on page 92 for coordinated backplates

457

CROSS SECTION



TAPERED ENDS




ITEM	APPLICATION	CtC	WIDTH	OVERALL	PROJ.	LIST PRICE EACH		Wt/ea in lbs
						TIER 1	TIER 2	
457-1.5*	CK, CP	1 1/2	7/8	2 1/2	7/8	\$30.56	\$36.89	0.16
457-4*	CP	4	7/8	6	7/8	\$47.62	\$57.51	0.37
457-5*	CP	5	7/8	7	7/8	\$55.59	\$67.10	0.42
457-6*	CP	6	7/8	8	7/8	\$63.49	\$76.69	0.49
457-8*	CP	8	7/8	10	7/8	\$79.74	\$95.88	0.61
457-X*	Custom sizing per overall inch, up to 30". See page 6					\$11.72	\$14.14	Custom

We suggest using the 457-1.5 in place of a traditional cabinet knob with this style ***AVAILABLE IN THROUGH-BOLT MOUNT ONLY**
Please see 9420 series on page 92 for coordinated backplates

458

CROSS SECTION



STRAIGHT ENDS



ITEM	APPLICATION	CtC	WIDTH	OVERALL	PROJ.	LIST PRICE EACH		Wt/ea in lbs	
						TIER 1	TIER 2		
458-1.5*	CK, CP	1 1/2	7/8	2 1/2	7/8	\$30.56	\$36.89	0.16	
458-4*	CP	4	7/8	6	7/8	\$47.62	\$57.51	0.38	
458-5*	CP	5	7/8	7	7/8	\$55.59	\$67.10	0.44	
458-6*	CP	6	7/8	8	7/8	\$63.49	\$76.69	0.50	
458-8*	CP	8	7/8	10	7/8	\$79.74	\$95.88	0.63	
458-X*	Custom sizing per overall inch, up to 30". See page 6						\$11.72	\$14.14	Custom

We suggest using the 458-1.5 in place of a traditional cabinet knob with this style. ***AVAILABLE IN THROUGH-BOLT MOUNT ONLY**
 Please see 9420 series on page 92 for coordinated backplates

460

CROSS SECTION



ITEM	APPLICATION	CtC	WIDTH	OVERALL	PROJ.	LIST PRICE EACH		Wt/ea in lbs	
						TIER 1	TIER 2		
460-1*	CK, CP	1	1 1/4	2	3/4	\$38.30	\$46.53	0.22	
460-1.5*	CK, CP	1 1/2	1 1/4	2.5	3/4	\$39.96	\$48.35	0.27	
460-2*	CP	2	1 1/4	3	3/4	\$41.12	\$49.89	0.33	
460-4*	CP	4	1 1/4	5	3/4	\$46.42	\$56.41	0.54	
460-X*	Custom sizing per overall inch, up to 30". See page 6						\$18.89	\$22.92	Custom

Please see 749 series on page 27 for examples of complementary knobs. ***AVAILABLE IN THROUGH-BOLT MOUNT ONLY**
 Also available inset with leather—see L460 series on page 114 **USES 6-32 SCREWS**

490

CROSS SECTION



ITEM	APPLICATION	Ctc	WIDTH	OVERALL	PROJ.	LIST PRICE EACH		Wt/ea in lbs
						TIER 1	TIER 2	
490-1.5*	CK, CP	1 1/2	1 1/16	2	7/8	\$40.16	\$48.81	0.19
490-4*	CP	4	1 1/16	6	7/8	\$54.76	\$66.53	0.57
490-6*	CP, DP	6	1 1/16	8	7/8	\$94.96	\$117.69	0.75
490-8*	CP, DP	8	1 1/16	10	7/8	\$118.70	\$147.11	0.94
490-X*	Custom sizing per overall inch, up to 30". See page 6					\$17.21	\$21.10	Custom

We suggest using the 490-1.5 in place of a traditional cabinet knob with this style

***AVAILABLE IN THROUGH-BOLT MOUNT ONLY
USES 6-32 SCREWS**



**A TRADITION OF QUALITY FROM INCEPTION
—INSPIRED BY SWISS TOOL MAKERS WHO
ARRIVED IN THE USA IN 1917**



535-538



ITEM	APPLICATION	Ctc	DIA.	OVERALL	PROJ.	LIST PRICE EACH		Wt/ea in lbs
						TIER 1	TIER 2	
535-3*	CP	3	1/2	4	1 3/8	\$38.76	\$48.32	0.36
535-4*	CP	4	1/2	5	1 3/8	\$48.47	\$60.06	0.42
535-6*	CP, DP	6	1/2	7	1 3/8	\$67.80	\$84.60	0.54
535-8*	CP, DP	8	1/2	9	1 3/8	\$87.23	\$108.11	0.66
535-X*	Custom sizing per overall inch, up to 25". See page 6					\$12.60	\$15.66	Custom
536-6	CP, AP, DP, SDP	6	5/8	7 1/2	1 11/16	\$87.15	\$108.01	0.94
536-8	CP, AP, DP, SDP	8	5/8	9 1/2	1 11/16	\$110.40	\$134.22	1.13
536-10	CP, AP, DP, SDP	10	5/8	11 1/2	1 11/16	\$133.63	\$165.61	1.32
536-X	Custom sizing per overall inch, up to 30". See page 6					\$15.11	\$18.60	Custom
537-6	CP, AP, DP, SDP	6	3/4	8	2	\$102.22	\$126.69	1.56
537-8	CP, AP, DP, SDP	8	3/4	10	2	\$127.78	\$158.36	1.83
537-10	CP, AP, DP, SDP	10	3/4	12	2	\$153.33	\$186.40	2.10
537-12	CP, AP, DP, SDP	12	3/4	14	2	\$178.89	\$221.71	2.37
537-X	Custom sizing per overall inch, up to 30". See page 6					\$16.61	\$20.49	Custom
538-8	CP, AP, DP, SDP	8	1	10 1/2	2 5/8	\$227.17	\$281.53	3.25
538-10	CP, AP, DP, SDP	10	1	12 1/2	2 5/8	\$270.40	\$319.06	3.73
538-12	CP, AP, DP, SDP	12	1	14 1/2	2 5/8	\$313.71	\$388.78	4.21
538-18	CP, AP, DP, SDP	18	1	20 1/2	2 5/8	\$443.52	\$548.04	5.65
538-24	CP, AP, DP, SDP	24	1	26 1/2	2 5/8	\$573.33	\$710.52	7.09
538-X	Custom sizing per overall inch, up to 30". See page 6					\$28.12	\$34.50	Custom

Please see 534 series on page 21 for examples of complementary knobs
 Also available hand-wrapped in leather—see L535-L538 series on page 115

***535 AVAILABLE IN THROUGH-BOLT MOUNT ONLY**
537, 538 USE 1/4-20 SCREWS



545-547, 566

SINGLE KNURL



ITEM	APPLICATION	CtC	DIA.	OVERALL	PROJ.	LIST PRICE EACH		Wt/ea in lbs	
						TIER 1	TIER 2		
545-4*	CP	4	1/2	5	1 3/16	\$70.90	\$89.06	0.29	
545-5*	CP	5	1/2	6	1 3/16	\$85.10	\$105.46	0.34	
545-6*	CP, DP	6	1/2	7	1 3/16	\$99.28	\$123.02	0.39	
545-8*	CP, DP	8	1/2	9	1 3/16	\$127.63	\$158.18	0.49	
545-X*	Custom sizing per overall inch, up to 25". See page 6						\$18.44	\$22.93	Custom
546-4*	CP	4	5/8	5 1/2	1 7/16	\$82.58	\$103.23	0.51	
546-6*	CP, DP	6	5/8	7 1/2	1 7/16	\$111.81	\$139.76	0.68	
546-8*	CP, DP	8	5/8	9 1/2	1 7/16	\$141.04	\$176.30	0.84	
546-10*	CP, DP	10	5/8	11 1/2	1 7/16	\$170.27	\$212.84	1.00	
546-X*	Custom sizing per overall inch, up to 31 1/2". See page 6						\$19.36	\$24.20	Custom
547-6	CP, DP, SDP	6	3/4	8	1 9/16	\$120.33	\$149.13	1.09	
547-8	CP, AP, DP, SDP	8	3/4	10	1 9/16	\$150.45	\$188.06	1.34	
547-10	CP, AP, DP, SDP	10	3/4	12	1 9/16	\$180.49	\$223.69	1.58	
547-12	CP, AP, DP, SDP	12	3/4	14	1 9/16	\$210.57	\$260.96	1.82	
547-X	Custom sizing per overall inch, up to 32". See page 6						\$22.56	\$28.02	Custom
566-10	CP, AP, DP, SDP	10	1	14	2 1/8	\$384.15	\$480.21	3.21	
566-12	AP, DP, SDP	12	1	16	2 1/8	\$439.09	\$544.17	3.63	
566-18	AP, DP, SDP	18	1	22	2 1/8	\$603.74	\$748.76	4.90	
566-24	AP, DP, SDP	24	1	28	2 1/8	\$768.41	\$952.28	6.16	
566-X	Custom sizing per overall inch, up to 32". See page 6						\$35.67	\$44.32	Custom


Please see 548-550, 570, 577-579, 591 series on pages 22, 23, and 23 for examples of complementary knobs

***545, 546 AVAILABLE IN THROUGH-BOLT MOUNT ONLY**
566 USES 1/4-20 SCREWS



551-553, 567

SINGLE KNURL



ITEM	APPLICATION	CtC	DIA.	OVERALL	PROJ.	LIST PRICE EACH		Wt/ea in lbs	
						TIER 1	TIER 2		
551-4*	CP	4	1/2	5	1 3/16	\$70.90	\$89.06	0.33	
551-5*	CP	5	1/2	6	1 3/16	\$85.10	\$105.46	0.39	
551-6*	CP, DP	6	1/2	7	1 3/16	\$99.28	\$123.02	0.45	
551-8*	CP, DP	8	1/2	9	1 3/16	\$127.63	\$158.18	0.57	
551-X*	Custom sizing per overall inch, up to 25". See page 6						\$18.44	\$22.93	Custom
552-4*	CP	4	5/8	5 1/2	1 3/8	\$82.58	\$103.23	0.56	
552-6*	CP, DP	6	5/8	7 1/2	1 3/8	\$111.81	\$139.76	0.75	
552-8*	CP, DP	8	5/8	9 1/2	1 3/8	\$141.04	\$176.30	0.94	
552-10*	CP, DP	10	5/8	11 1/2	1 3/8	\$170.27	\$212.84	1.12	
552-X*	Custom sizing per overall inch, up to 30". See page 6						\$19.36	\$24.20	Custom
553-6	CP, DP, SDP	6	3/4	8	1 1/2	\$120.33	\$149.13	1.15	
553-8	CP, AP, DP, SDP	8	3/4	10	1 1/2	\$150.45	\$188.06	1.41	
553-10	CP, AP, DP, SDP	10	3/4	12	1 1/2	\$180.49	\$223.69	1.67	
553-12	CP, AP, DP, SDP	12	3/4	14	1 1/2	\$210.57	\$260.96	1.93	
553-X	Custom sizing per overall inch, up to 30". See page 6						\$22.56	\$28.02	Custom
567-10	CP, AP, DP, SDP	10	1	14	2 1/8	\$384.15	\$480.21	3.53	
567-12	AP, DP, SDP	12	1	16	2 1/8	\$439.09	\$544.17	4.00	
567-18	AP, DP, SDP	18	1	22	2 1/8	\$603.74	\$748.76	5.42	
567-24	AP, DP, SDP	24	1	28	2 1/8	\$768.41	\$952.28	6.84	
567-X	Custom sizing per overall inch, up to 30". See page 6						\$35.67	\$44.32	Custom

Please see 548-550, 570, 577-579, 591 series on pages 22, 23, and 23 for examples of complementary knobs

***551, 552 AVAILABLE IN THROUGH-BOLT MOUNT ONLY
567 USES 1/4-20 SCREWS**

557-559, 568



ITEM	APPLICATION	CtC	DIA.	OVERALL	PROJ.	LIST PRICE EACH		Wt/ea in lbs
						TIER 1	TIER 2	
557-4*	CP	4	1/2	5	1 3/16	\$70.90	\$89.06	0.29
557-5*	CP	5	1/2	6	1 3/16	\$85.10	\$105.46	0.34
557-6*	CP, DP	6	1/2	7	1 3/16	\$99.28	\$123.02	0.39
557-8*	CP, DP	8	1/2	9	1 3/16	\$127.63	\$158.18	0.49
557-X*	Custom sizing per overall inch, up to 25". See page 6					\$18.44	\$22.93	Custom
558-4*	CP	4	5/8	5 1/2	1 7/16	\$82.58	\$103.23	0.51
558-6*	CP, DP	6	5/8	7 1/2	1 7/16	\$111.81	\$139.76	0.68
558-8*	CP, DP	8	5/8	9 1/2	1 7/16	\$141.04	\$176.30	0.84
558-10*	CP, DP	10	5/8	11 1/2	1 7/16	\$170.27	\$212.84	1.01
558-X*	Custom sizing per overall inch, up to 30 1/2". See page 6					\$19.36	\$24.20	Custom
559-6	CP, DP, SDP	6	3/4	8	1 9/16	\$120.33	\$149.13	1.10
559-8	CP, AP, DP, SDP	8	3/4	10	1 9/16	\$150.45	\$188.06	1.34
559-10	CP, AP, DP, SDP	10	3/4	12	1 9/16	\$180.49	\$223.69	1.58
559-12	CP, AP, DP, SDP	12	3/4	14	1 9/16	\$210.57	\$260.96	1.82
559-X	Custom sizing per overall inch, up to 32". See page 6					\$22.56	\$28.02	Custom
568-10	CP, AP, DP, SDP	10	1	14	2 1/8	\$384.15	\$480.21	3.21
568-12	AP, DP, SDP	12	1	16	2 1/8	\$439.09	\$544.17	3.63
568-18	AP, DP, SDP	18	1	22	2 1/8	\$603.74	\$748.76	4.90
568-24	AP, DP, SDP	24	1	28	2 1/8	\$768.41	\$952.28	6.16
568-X	Custom sizing per overall inch, up to 32". See page 6					\$35.67	\$44.32	Custom

Please see 560-562, 571, 586-588, 595 series on pages 22, 23, and 24 for examples of complementary knobs

***557, 558 AVAILABLE IN THROUGH-BOLT MOUNT ONLY**
568 USES 1/4-20 SCREWS

563-565, 569

DIAMOND KNURL



ITEM	APPLICATION	CtC	DIA.	OVERALL	PROJ.	LIST PRICE EACH		Wt/ea in lbs
						TIER 1	TIER 2	
563-4*	CP	4	1/2	5	1 3/16	\$70.90	\$89.06	0.32
563-5*	CP	5	1/2	6	1 3/16	\$85.10	\$105.46	0.37
563-6*	CP, DP	6	1/2	7	1 3/16	\$99.28	\$123.02	0.43
563-8*	CP, DP	8	1/2	9	1 3/16	\$127.63	\$158.18	0.54
563-X*	Custom sizing per overall inch, up to 25". See page 6					\$18.44	\$22.93	Custom
564-4*	CP	4	5/8	5 1/2	1 3/8	\$82.58	\$103.23	0.55
564-6*	CP, DP	6	5/8	7 1/2	1 3/8	\$111.81	\$139.76	0.74
564-8*	CP, DP	8	5/8	9 1/2	1 3/8	\$141.04	\$176.30	0.92
564-10*	CP, DP	10	5/8	11 1/2	1 3/8	\$170.27	\$212.84	1.10
564-X*	Custom sizing per overall inch, up to 30". See page 6					\$19.36	\$24.20	Custom
565-6	CP, DP, SDP	6	3/4	8	1 1/2	\$120.33	\$149.13	1.16
565-8	CP, AP, DP, SDP	8	3/4	10	1 1/2	\$150.45	\$188.06	1.43
565-10	CP, AP, DP, SDP	10	3/4	12	1 1/2	\$180.49	\$223.69	1.69
565-12	CP, AP, DP, SDP	12	3/4	14	1 1/2	\$210.57	\$260.96	1.95
565-X	Custom sizing per overall inch, up to 30". See page 6					\$22.56	\$28.02	Custom
569-10	CP, AP, DP, SDP	10	1	14	2 1/8	\$384.15	\$480.21	3.53
569-12	AP, DP, SDP	12	1	16	2 1/8	\$439.09	\$544.17	4.00
569-18	AP, DP, SDP	18	1	22	2 1/8	\$603.74	\$748.76	5.42
569-24	AP, DP, SDP	24	1	28	2 1/8	\$768.41	\$952.28	6.84
569-X	Custom sizing per overall inch, up to 30". See page 6					\$35.67	\$44.32	Custom

Please see 560-562, 571, 586-588, 595 series on pages 22, 23, and 24 for examples of complementary knobs

***563, 564 AVAILABLE IN THROUGH-BOLT MOUNT ONLY
569 USES 1/4-20 SCREWS**

**NO MORE BORING SHOWER DOOR HANDLES
FOR YOUR ELEGANT BATH**



612



ITEM	APPLICATION	CtC	CROSS SEC.	OVERALL	PROJ.	LIST PRICE EACH		Wt/ea in lbs	
						TIER 1	TIER 2		
612-3*	CP	3	3/8 x 1/4	4 1/4	7/8	\$34.20	\$37.95	0.16	
612-3.5*	CP	3 1/2	3/8 x 1/4	4 3/4	7/8	\$35.48	\$39.67	0.18	
612-4*	CP	4	3/8 x 1/4	5 1/4	7/8	\$43.96	\$49.15	0.19	
612-5*	CP	5	3/8 x 1/4	6 1/4	7/8	\$51.95	\$58.09	0.22	
612-6*	CP	6	3/8 x 1/4	7 1/4	7/8	\$59.92	\$67.02	0.25	
612-8*	CP	8	3/8 x 1/4	9 1/4	7/8	\$75.88	\$84.89	0.30	
612-X*	Custom sizing per overall inch, up to 30". See page 6						\$10.55	\$11.78	Custom

Please see 110-112 series on page 12 for examples of complementary knobs

***AVAILABLE IN THROUGH-BOLT MOUNT ONLY**

661, 741



ITEM	APPLICATION	CtC	CROSS SEC.	OVERALL	PROJ.	LIST PRICE EACH		Wt/ea in lbs
						TIER 1	TIER 2	
661-3*	CP	3	5/16 x 3/16	3 3/8	15/16	\$22.35	\$27.98	0.11
661-3.5*	CP	3 1/2	5/16 x 3/16	3 7/8	15/16	\$24.06	\$29.92	0.12
661-4*	CP	4	5/16 x 3/16	4 3/8	15/16	\$25.51	\$31.92	0.13
741-3*	CP	3	7/16 x 3/16	3 3/8	15/16	\$22.35	\$27.98	0.16
741-3.5*	CP	3 1/2	7/16 x 3/16	3 7/8	15/16	\$24.06	\$29.92	0.17
741-4*	CP	4	7/16 x 3/16	4 3/8	15/16	\$25.51	\$31.92	0.18

***AVAILABLE IN THROUGH-BOLT MOUNT ONLY**

667

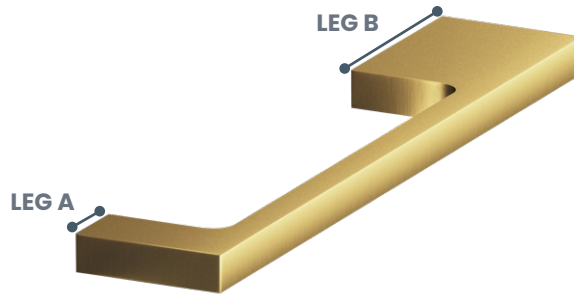


ITEM	APPLICATION	CtC	CROSS SEC.	OVERALL	PROJ.	LIST PRICE EACH		Wt/ea in lbs
						TIER 1	TIER 2	
667-2*	CP	2	1/4 x 3/8	2 3/8	1	\$34.36	\$41.77	0.10
667-4*	CP	4	1/4 x 3/8	4 3/8	1	\$43.30	\$52.60	0.15
667-5*	CP	5	1/4 x 3/8	5 3/8	1	\$46.92	\$56.98	0.18
667-6*	CP	6	1/4 x 3/8	6 3/8	1	\$50.52	\$61.37	0.20
667-8*	CP	8	1/4 x 3/8	8 3/8	1	\$63.21	\$74.14	0.25
667-10*	CP	10	1/4 x 3/8	10 3/8	1	\$106.84	\$132.42	0.30
667-X*	Custom sizing per overall inch, up to 18 3/8". See page 6					\$12.75	\$15.48	Custom

Please see 520-522, 749 series on pages 20 and 27 for examples of complementary knobs

***AVAILABLE IN THROUGH-BOLT MOUNT ONLY
USES 6-32 SCREWS**

668




ITEM	APPLICATION	CtC	CROSS SEC.	LEG A	LEG B	OVERALL	PROJ.	LIST PRICE EACH		Wt/ea in lbs
								TIER 1	TIER 2	
668-2*	CP	2	1/4 x 3/8	3/8	5/8	2 1/2	1	\$34.36	\$41.77	0.12
668-4*	CP	4	1/4 x 3/8	3/8	1	4 1/2	1	\$43.30	\$52.60	0.19
668-5*	CP	5	1/4 x 3/8	3/8	1	5 1/2	1	\$46.92	\$56.98	0.23
668-6*	CP	6	1/4 x 3/8	3/8	1 1/2	6 1/2	1	\$50.52	\$61.37	0.27
668-8*	CP	8	1/4 x 3/8	3/8	2	8 1/2	1	\$63.21	\$74.14	0.35
668-10*	CP	10	1/4 x 3/8	3/8	2 1/2	10 1/2	1	\$106.84	\$132.42	0.42
668-X*	Custom sizing per overall inch, up to 18 1/2". See page 6					\$12.41	\$15.07	Custom		

Please see 520-522, 749 series on pages 20 and 27 for examples of complementary knobs

***AVAILABLE IN THROUGH-BOLT MOUNT ONLY
USES 6-32 SCREWS**

669




ITEM	APPLICATION	CtC	CROSS SEC.	OVERALL	PROJ.	LIST PRICE EACH		Wt/ea in lbs	
						TIER 1	TIER 2		
669-2*	CP	2	3/8 x 1/4	2 3/8	1	\$36.84	\$44.75	0.15	
669-4*	CP	4	3/8 x 1/4	4 3/8	1	\$46.40	\$56.35	0.21	
669-6*	CP	6	3/8 x 1/4	6 3/8	1	\$52.38	\$63.65	0.27	
669-X*	Custom sizing per overall inch, up to 18 3/8". See page 6						\$14.88	\$18.07	Custom

Please see 520-522, 749 series on pages 20 and 27 for examples of complementary knobs

***AVAILABLE IN THROUGH-BOLT MOUNT ONLY
USES 6-32 SCREWS**

712



ITEM	APPLICATION	CtC	"A"	THICKNESS	OVERALL	PROJ.	LIST PRICE EACH		Wt/ea in lbs
							TIER 1	TIER 2	
712-1.5*	CP	1 1/2	1	1/4	2 1/2	1	\$30.70	\$37.27	0.34
712-3*	CP	3	1	1/4	4	1	\$36.08	\$43.84	0.54
712-4*	CP	4	1	1/4	5	1	\$51.37	\$63.66	0.67
712-5*	CP	5	1	1/4	6	1	\$61.64	\$74.58	0.81
712-6*	CP	6	1	1/4	7	1	\$71.92	\$89.12	0.94
712-8*	CP	8	1	1/4	9	1	\$92.47	\$114.59	1.21
712-12*	CP	12	1	1/4	13	1	\$133.38	\$162.13	1.74
712-18*	CP	18	1	1/4	19	1	\$173.80	\$215.59	2.55
712-X*	Custom sizing per overall inch, up to 30". See page 6						\$15.34	\$18.81	Custom

Also available inset with leather—see L711 series on page 116

***AVAILABLE IN THROUGH-BOLT MOUNT ONLY
USES 6-32 SCREWS**

716




ITEM	APPLICATION	CtC	"A"	THICKNESS	OVERALL	PROJ.	LIST PRICE EACH		Wt/ea in lbs	
							TIER 1	TIER 2		
716-3*	CP	3	1	1/4	4	1	\$43.99	\$53.46	0.53	
716-5*	CP	5	1	1/4	6	1	\$50.61	\$61.48	0.79	
716-7*	CP	7	1	1/4	8	1	\$75.71	\$93.84	1.05	
716-9*	CP	9	1	1/4	10	1	\$94.63	\$117.28	1.32	
716-11*	CP	11	1	1/4	12	1	\$113.58	\$140.75	1.58	
716-X*	Custom sizing per overall inch, up to 30". See page 6							\$14.35	\$17.64	Custom

Finger indent on one side only

***AVAILABLE IN THROUGH-BOLT MOUNT ONLY
USES 6-32 SCREWS**

717



ITEM	APPLICATION	CtC	THICKNESS	OVERALL	PROJ.	LIST PRICE EACH		Wt/ea in lbs		
						TIER 1	TIER 2			
717-3*	CP	3	1/4	4	1	\$39.99	\$48.60	0.29		
717-5*	CP	5	1/4	6	1	\$46.01	\$55.89	0.43		
717-7*	CP	7	1/4	8	1	\$68.83	\$85.31	0.57		
717-9*	CP	9	1/4	10	1	\$86.03	\$106.62	0.71		
717-11*	CP	11	1/4	12	1	\$103.25	\$127.95	0.85		
717-X*	Custom sizing per overall inch, up to 30". See page 6							\$13.04	\$16.04	Custom

Finger indent on both sides

***AVAILABLE IN THROUGH-BOLT MOUNT ONLY
USES 6-32 SCREWS**

718



ITEM	APPLICATION	CtC	THICKNESS	OVERALL	PROJ.	LIST PRICE EACH		Wt/ea in lbs
						TIER 1	TIER 2	
718-3*	CP	3	1/4	4	1	\$39.68	\$48.21	0.22
718-4*	CP	4	1/4	6	1	\$47.82	\$58.08	0.29
718-6*	CP	6	1/4	8	1	\$55.92	\$67.96	0.37
718-8*	CP	8	1/4	10	1	\$87.48	\$108.43	0.45
718-X*	Custom sizing per overall inch, up to 16". See page 6					\$13.87	\$16.94	Custom

***AVAILABLE IN THROUGH-BOLT MOUNT ONLY
USES 6-32 SCREWS**


719



ITEM	APPLICATION	CtC	THICKNESS	OVERALL	PROJ.	LIST PRICE EACH		Wt/ea in lbs
						TIER 1	TIER 2	
719-3*	CP	3	1/4	4	1	\$39.68	\$48.21	0.26
719-4*	CP	4	1/4	6	1	\$47.82	\$58.08	0.39
719-6*	CP	6	1/4	8	1	\$55.92	\$67.96	0.52
719-8*	CP	8	1/4	10	1	\$87.48	\$108.43	0.64
719-X*	Custom sizing per overall inch, up to 16". See page 6					\$13.87	\$16.94	Custom

***AVAILABLE IN THROUGH-BOLT MOUNT ONLY
USES 6-32 SCREWS**

720



ITEM	APPLICATION	CtC	"A"	THICKNESS	OVERALL	PROJ.	LIST PRICE EACH		Wt/ea in lbs	
							TIER 1	TIER 2		
720-2*	CK, CP	2	1	1/4	2 1/2	7/8	\$35.31	\$41.90	0.25	
720-3*	CP	3	1	1/4	4	7/8	\$43.62	\$54.52	0.40	
720-4*	CP	4	1	1/4	5	7/8	\$51.91	\$61.58	0.50	
720-5*	CP	5	1	1/4	6	7/8	\$62.29	\$73.91	0.61	
720-6*	CP	6	1	1/4	8	7/8	\$72.68	\$86.23	0.81	
720-8*	CP	8	1	1/4	10	7/8	\$93.45	\$110.87	1.02	
720-12*	CP	12	1	1/4	14	7/8	\$134.97	\$160.14	1.43	
720-18*	CP	18	1	1/4	20	7/8	\$176.50	\$209.41	2.04	
720-X*	Custom sizing per overall inch, up to 27". See page 6							\$17.05	\$20.38	Custom

Please see 510-512 series on page 20 for examples of complementary knobs

***AVAILABLE IN THROUGH-BOLT MOUNT ONLY
USES 6-32 SCREWS**



730-733

CROSS SECTION



ITEM	APPLICATION	CtC	CROSS SEC.	OVERALL	PROJ.	LIST PRICE EACH		Wt/ea in lbs	
						TIER 1	TIER 2		
730-4*	CP	4	3/8 x 1/4	4 1/2	1	\$40.73	\$48.88	0.28	
730-5*	CP	5	3/8 x 1/4	5 1/2	1	\$50.90	\$61.08	0.31	
730-6*	CP	6	3/8 x 1/4	6 1/2	1	\$62.22	\$74.66	0.34	
730-8*	CP	8	3/8 x 1/4	8 1/2	1	\$79.63	\$95.56	0.4	
730-10*	CP	10	3/8 x 1/4	10 1/2	1	\$101.78	\$122.14	0.45	
730-X*	Custom sizing per overall inch, up to 27". See page 6						\$12.20	\$14.65	Custom
731-6	CP, DP, SDP	6	5/8 x 3/8	6 1/2	1 3/8	\$82.33	\$98.80	0.82	
731-8	CP, AP, DP, SDP	8	5/8 x 3/8	8 1/2	1 3/8	\$109.78	\$131.74	0.96	
731-10	CP, AP, DP, SDP	10	5/8 x 3/8	10 1/2	1 3/8	\$137.22	\$164.66	1.11	
731-12	AP, DP, SDP	12	5/8 x 3/8	12 1/2	1 3/8	\$164.65	\$197.58	1.25	
731-X	Custom sizing per overall inch, up to 27". See page 6						\$16.84	\$20.21	Custom
732-8	CP, AP, DP, SDP	8	3/4 x 3/8	8 1/2	1 3/8	\$146.80	\$178.33	1.12	
732-10	CP, AP, DP, SDP	10	3/4 x 3/8	10 1/2	1 3/8	\$183.44	\$227.34	1.29	
732-12	AP, DP, SDP	12	3/4 x 3/8	12 1/2	1 3/8	\$220.13	\$272.80	1.46	
732-18	AP, DP, SDP	18	3/4 x 3/8	18 1/2	1 3/8	\$330.18	\$410.62	1.98	
732-X	Custom sizing per overall inch, up to 30 1/2". See page 6						\$22.81	\$28.16	Custom
733-8	AP, DP, SDP	8	1 x 1/2	8 1/2	1 1/2	\$183.74	\$223.25	1.86	
733-10	AP, DP, SDP	10	1 x 1/2	10 1/2	1 1/2	\$229.66	\$284.63	2.17	
733-12	AP, DP, SDP	12	1 x 1/2	12 1/2	1 1/2	\$275.59	\$333.42	2.48	
733-18	AP, DP, SDP	18	1 x 1/2	18 1/2	1 1/2	\$413.39	\$510.87	3.40	
733-24	AP, DP, SDP	24	1 x 1/2	24 1/2	1 1/2	\$551.19	\$683.09	4.31	
733-X	Custom sizing per overall inch, up to 30 1/2". See page 6						\$33.11	\$40.66	Custom

Please see 735 series on page 26 for examples of complementary knobs

*730 AVAILABLE IN THROUGH-BOLT MOUNT ONLY




SHOWER DOOR SETS
ADD ELEGANCE TO ANY BATH



745, 748, 844

CROSS SECTION



ITEM	APPLICATION	CtC	CROSS SEC.	OVERALL	PROJ.	LIST PRICE EACH		Wt/ea in lbs
						TIER 1	TIER 2	
745-4*	CP	4	7/16 x 1/2	4 7/16	1 3/16	\$36.89	\$44.88	0.34
745-5*	CP	5	7/16 x 1/2	5 7/16	1 3/16	\$41.50	\$50.46	0.39
745-6*	CP	6	7/16 x 1/2	6 7/16	1 3/16	\$46.10	\$56.05	0.45
745-8*	CP	8	7/16 x 1/2	8 7/16	1 3/16	\$52.32	\$63.58	0.56
745-10*	CP	10	7/16 x 1/2	10 7/16	1 3/16	\$71.35	\$86.79	0.66
745-X*	Custom sizing per overall inch, up to 30 7/16". See page 6					\$10.84	\$13.19	Custom
748-6*	CP	6	5/8 x 3/8	6 3/8	1 1/8	\$68.52	\$83.24	0.50
748-8*	CP	8	5/8 x 3/8	8 3/8	1 1/8	\$76.84	\$93.36	0.61
748-10*	CP	10	5/8 x 3/8	10 3/8	1 1/8	\$96.07	\$119.06	0.73
748-12*	CP	12	5/8 x 3/8	12 3/8	1 1/8	\$111.34	\$137.98	0.85
748-X*	Custom sizing per overall inch, up to 30 3/8". See page 6					\$14.32	\$17.56	Custom
844-8	CP, AP, DP, SDP	8	1 x 3/4	8 1/2	1 5/8	\$156.01	\$195.62	1.98
844-10	CP, AP, DP, SDP	10	1 x 3/4	10 1/2	1 5/8	\$205.36	\$257.49	2.36
844-12	AP, DP, SDP	12	1 x 3/4	12 1/2	1 5/8	\$240.89	\$298.54	2.74
844-18	AP, DP, SDP	18	1 x 3/4	18 1/2	1 5/8	\$401.49	\$497.56	3.89
844-24	AP, DP, SDP	24	1 x 3/4	24 1/2	1 5/8	\$481.78	\$597.07	5.03
844-X	Custom sizing per overall inch, up to 30 1/2". See page 6					\$29.57	\$36.81	Custom

Please see 520-522, 740 series on pages 20 and 26 for examples of complementary knobs

***745, 748 AVAILABLE IN THROUGH-BOLT MOUNT ONLY
844 USES 1/4-20 SCREWS**



746, 747, 845


CROSS SECTION



ITEM	APPLICATION	CtC	DIA.	OVERALL	PROJ.	LIST PRICE EACH		Wt/ea in lbs
						TIER 1	TIER 2	
746-4*	CP	4	5/8	4 3/8	1 1/4	\$54.31	\$66.02	0.34
746-5*	CP	5	5/8	5 3/8	1 1/4	\$61.41	\$74.60	0.39
746-6*	CP, DP	6	5/8	6 3/8	1 1/4	\$68.52	\$83.24	0.44
746-8*	CP, DP	8	5/8	8 3/8	1 1/4	\$76.84	\$93.36	0.53
746-10*	CP, DP	10	5/8	10 3/8	1 1/4	\$96.07	\$119.06	0.62
746-X*	Custom sizing per overall inch, up to 30 3/8". See page 6					\$13.79	\$16.81	Custom
747-6*	CP, DP	6	3/4	6 3/8	1 1/4	\$93.65	\$116.07	0.59
747-8*	CP, DP	8	3/4	8 3/8	1 1/4	\$124.83	\$151.68	0.73
747-10*	CP, DP	10	3/4	10 3/8	1 1/4	\$156.09	\$193.45	0.86
747-12*	CP, DP	12	3/4	12 3/8	1 1/4	\$187.31	\$232.13	1.00
747-X*	Custom sizing per overall inch, up to 30 3/8". See page 6					\$19.43	\$23.96	Custom
845-8	CP, AP, DP, SDP	8	1	8 1/2	1 5/8	\$156.01	\$195.62	1.38
845-10	CP, AP, DP, SDP	10	1	10 1/2	1 5/8	\$205.36	\$257.49	1.62
845-12	AP, DP, SDP	12	1	12 1/2	1 5/8	\$240.89	\$298.54	1.86
845-18	AP, DP, SDP	18	1	18 1/2	1 5/8	\$401.49	\$497.56	2.58
845-24	AP, DP, SDP	24	1	24 1/2	1 5/8	\$481.78	\$597.07	3.31
845-X	Custom sizing per overall inch, up to 30 1/2". See page 6					\$29.57	\$36.81	Custom

Please see 520-522 series on page 20 for examples of complementary knobs

***746, 747 AVAILABLE IN THROUGH-BOLT MOUNT ONLY
845 USES 1/4-20 SCREWS**



FROM THE 1930'S...



760, 762, 765

CROSS SECTION



ITEM	APPLICATION	CtC	CROSS SEC.	OVERALL	PROJ.	LIST PRICE EACH		Wt/ea in lbs	
						TIER 1	TIER 2		
760-4*	CP	4	7/16 x 1/2	4 7/16	1 3/16	\$42.43	\$50.39	0.34	
760-5*	CP	5	7/16 x 1/2	5 7/16	1 3/16	\$47.74	\$56.67	0.39	
760-6*	CP	6	7/16 x 1/2	6 7/16	1 3/16	\$53.03	\$62.94	0.45	
760-8*	CP	8	7/16 x 1/2	8 7/16	1 3/16	\$60.16	\$71.42	0.56	
760-10*	CP	10	7/16 x 1/2	10 7/16	1 3/16	\$106.07	\$125.98	0.66	
760-X*	Custom sizing per overall inch, up to 30 7/16". See page 6						\$13.16	\$15.63	Custom
762-6*	CP	6	5/8 x 3/8	6 3/8	1 1/8	\$78.79	\$92.96	0.50	
762-8*	CP	8	5/8 x 3/8	8 3/8	1 1/8	\$88.37	\$104.27	0.61	
762-10*	CP	10	5/8 x 3/8	10 3/8	1 1/8	\$110.50	\$130.25	0.73	
762-12*	CP	12	5/8 x 3/8	12 3/8	1 1/8	\$132.58	\$156.30	0.85	
762-X*	Custom sizing per overall inch, up to 30 3/8". See page 6						\$16.60	\$19.58	Custom
765-6	CP, SDP, DP	6	1 x 3/4	6 3/4	1 5/8	\$138.25	\$169.35	1.80	
765-8	CP, AP, SDP, DP	8	1 x 3/4	8 3/4	1 5/8	\$179.41	\$219.77	2.17	
765-10	CP, AP, SDP, DP	10	1 x 3/4	10 3/4	1 5/8	\$236.16	\$289.28	2.54	
765-12	AP, SDP, DP	12	1 x 3/4	12 3/4	1 5/8	\$275.52	\$338.14	2.92	
765-18	AP, SDP, DP	18	1 x 3/4	18 3/4	1 5/8	\$413.72	\$507.67	4.04	
765-24	AP, SDP, DP	24	1 x 3/4	24 3/4	1 5/8	\$551.03	\$676.27	5.17	
765-X	Custom sizing per overall inch, up to 30 3/4". See page 6						\$32.22	\$39.51	Custom

Please see 520-522, 767-769 series on pages 20 and 27 for examples of complementary knobs

***760, 762 AVAILABLE IN THROUGH-BOLT MOUNT ONLY
765 USES 1/4-20 SCREWS**




TO THE 1940'S...



780, 782, 785


CROSS SECTION



ITEM	APPLICATION	CtC	CROSS SEC.	OVERALL	PROJ.	LIST PRICE EACH		Wt/ea in lbs	
						TIER 1	TIER 2		
780-4*	CP	4	7/16 x 1/2	4 7/16	1 3/16	\$42.43	\$50.39	0.34	
780-5*	CP	5	7/16 x 1/2	5 7/16	1 3/16	\$47.74	\$56.67	0.39	
780-6*	CP	6	7/16 x 1/2	6 7/16	1 3/16	\$53.03	\$62.94	0.45	
780-8*	CP	8	7/16 x 1/2	8 7/16	1 3/16	\$60.16	\$71.42	0.56	
780-10*	CP	10	7/16 x 1/2	10 7/16	1 3/16	\$106.07	\$125.98	0.66	
780-X*	Custom sizing per overall inch, up to 27". See page 6						\$13.16	\$15.63	Custom
782-6*	CP	6	5/8 x 3/8	6 3/8	1 1/8	\$78.79	\$92.96	0.50	
782-8*	CP	8	5/8 x 3/8	8 3/8	1 1/8	\$88.37	\$104.27	0.61	
782-10*	CP	10	5/8 x 3/8	10 3/8	1 1/8	\$110.50	\$130.25	0.73	
782-12*	CP	12	5/8 x 3/8	12 3/8	1 1/8	\$132.58	\$156.30	0.85	
782-X*	Custom sizing per overall inch, up to 27". See page 6						\$16.60	\$19.58	Custom
785-6	CP, SDP, DP	6	1 x 3/4	6 3/4	1 5/8	\$138.25	\$169.35	1.80	
785-8	CP, AP, SDP, DP	8	1 x 3/4	8 3/4	1 5/8	\$179.41	\$219.77	2.17	
785-10	CP, AP, SDP, DP	10	1 x 3/4	10 3/4	1 5/8	\$236.16	\$289.28	2.54	
785-12	AP, SDP, DP	12	1 x 3/4	12 3/4	1 5/8	\$275.52	\$338.14	2.92	
785-18	AP, SDP, DP	18	1 x 3/4	18 3/4	1 5/8	\$413.72	\$507.67	4.04	
785-24	AP, SDP, DP	24	1 x 3/4	24 3/4	1 5/8	\$551.03	\$676.27	5.17	
785-X	Custom sizing per overall inch, up to 27". See page 6						\$32.22	\$39.51	Custom

Please see 787-789 series on page 27 for examples of complementary knobs

*780, 782 AVAILABLE IN THROUGH-BOLT MOUNT ONLY
785 USES 1/4-20 SCREWS




TO THE 1950's...



790, 792, 795

NEW!

CROSS SECTION



ITEM	APPLICATION	CtC	CROSS SEC.	OVERALL	PROJ.	LIST PRICE EACH		Wt/ea in lbs
						TIER 1	TIER 2	
790-4*	CP	4	7/16 x 1/2	4 7/16	1 3/16	\$42.43	\$50.39	0.32
790-5*	CP	5	7/16 x 1/2	5 7/16	1 3/16	\$47.74	\$56.67	0.38
790-6*	CP	6	7/16 x 1/2	6 7/16	1 3/16	\$53.03	\$62.94	0.43
790-8*	CP	8	7/16 x 1/2	8 7/16	1 3/16	\$60.16	\$71.42	0.55
790-10*	CP	10	7/16 x 1/2	10 7/16	1 3/16	\$106.07	\$125.98	0.66
790-X*	Custom sizing per overall inch, up to 27". See page 6					\$13.16	\$15.63	Custom
792-6*	CP	6	5/8 x 3/8	6 3/8	1 1/8	\$78.79	\$92.96	0.48
792-8*	CP	8	5/8 x 3/8	8 3/8	1 1/8	\$88.37	\$104.27	0.60
792-10*	CP	10	5/8 x 3/8	10 3/8	1 1/8	\$110.50	\$130.25	0.72
792-12*	CP	12	5/8 x 3/8	12 3/8	1 1/8	\$132.58	\$156.30	0.84
792-X*	Custom sizing per overall inch, up to 27". See page 6					\$16.60	\$19.58	Custom
795-6	CP, SDP, DP	6	1 x 3/4	6 3/4	1 5/8	\$138.25	\$169.35	1.67
795-8	CP, AP, SDP, DP	8	1 x 3/4	8 3/4	1 5/8	\$179.41	\$219.77	2.06
795-10	CP, AP, SDP, DP	10	1 x 3/4	10 3/4	1 5/8	\$236.16	\$289.28	2.44
795-12	AP, SDP, DP	12	1 x 3/4	12 3/4	1 5/8	\$275.52	\$338.14	2.83
795-18	AP, SDP, DP	18	1 x 3/4	18 3/4	1 5/8	\$413.72	\$507.67	3.99
795-24	AP, SDP, DP	24	1 x 3/4	24 3/4	1 5/8	\$551.03	\$676.27	5.15
795-X	Custom sizing per overall inch, up to 27". See page 6					\$32.22	\$39.51	Custom

Please see 797-799 series on page 27 for examples of complementary knobs

***790, 792 AVAILABLE IN THROUGH-BOLT MOUNT ONLY**
795 USES 1/4-20 SCREWS

813, 815



ITEM	APPLICATION	CtC	DIA.	OVERALL	PROJ.	LIST PRICE EACH		Wt/ea in lbs
						TIER 1	TIER 2	
813-6*	CP, DP	6	1/2	6 1/2	1 3/8	\$110.35	\$136.52	0.36
815-10	CP, AP, SDP, DP	10	3/4	10 3/4	2 3/8	\$233.67	\$279.38	1.28

***813 AVAILABLE IN THROUGH-BOLT MOUNT ONLY**
815 USES 1/4-20 SCREWS



851



ITEM	APPLICATION	CtC	DIA.	OVERALL	PROJ.	LIST PRICE EACH		Wt/ea in lbs
						TIER 1	TIER 2	
851-6	CP, AP, DP, SDP	6	3/4	8	1 7/8	\$165.59	\$189.55	1.11
851-8	CP, AP, DP, SDP	8	3/4	10	1 7/8	\$186.91	\$225.20	1.33
851-10	CP, AP, DP, SDP	10	3/4	12	1 7/8	\$233.67	\$279.38	1.56

Please see 119, 129, 139, 150; 674-676 series on pages 13 and 26 for examples of complementary knobs

USES 1/4-20 SCREWS

852



ITEM	APPLICATION	CtC	DIA.	OVERALL	PROJ.	LIST PRICE EACH		Wt/ea in lbs
						TIER 1	TIER 2	
852-10	CP, AP, DP, SDP	10	15/16	12	2	\$241.27	\$288.16	2.10

Please see 119, 129, 139, 150; 674-676 series on pages 13 and 26 for examples of complementary knobs

USES 1/4-20 SCREWS

855



ITEM	APPLICATION	CtC	DIA.	OVERALL	PROJ.	LIST PRICE EACH		Wt/ea in lbs
						TIER 1	TIER 2	
855-16	CP, AP, DP, SDP	16	3/4	18	1 7/8	\$517.64	\$613.25	2.41

Please see 119, 129, 139, 150; 674-676 series on pages 13 and 26 for examples of complementary knobs

USES 1/4-20 SCREWS

880-882
NEW!



ITEM	APPLICATION	CtC	DIA.	OVERALL	PROJ.	LIST PRICE EACH		Wt/ea in lbs
						TIER 1	TIER 2	
880-2*	CK, CP	2	1/4	3	1 1/2	\$72.15	\$90.19	0.19
880-4*	CP	4	1/4	5	1 1/2	\$114.97	\$143.72	0.30
880-5*	CP	5	1/4	6	1 1/2	\$120.01	\$150.01	0.36
880-6*	CP	6	1/4	7	1 1/2	\$138.88	\$173.60	0.41
880-8*	CP	8	1/4	10	1 1/2	\$195.48	\$244.35	0.58
880-10*	CP	10	1/4	12	1 1/2	\$233.31	\$291.63	0.69
880-X*	Custom sizing per overall inch, up to 12". See page 6					\$25.14	\$31.42	Custom
881-6*	CP	6	3/8	7	1 3/4	\$187.25	\$234.06	0.85
881-8*	CP	8	3/8	10	1 3/4	\$232.40	\$290.50	1.19
881-10*	CP	10	3/8	12	1 3/4	\$277.55	\$346.94	1.41
881-12*	CP	12	3/8	14	1 3/4	\$322.75	\$403.44	1.64
881-18*	CP	18	3/8	20	1 3/4	\$458.25	\$572.81	2.32
881-X*	Custom sizing per overall inch, up to 26". See page 6					\$29.40	\$36.75	Custom
882-8	AP, DP, SDP	8	1/2	10	2	\$277.75	\$347.19	1.86
882-10	AP, DP, SDP	10	1/2	12	2	\$331.82	\$414.77	2.22
882-12	AP, DP, SDP	12	1/2	14	2	\$373.43	\$466.78	2.58
882-18	AP, DP, SDP	18	1/2	20	2	\$530.56	\$663.21	3.66
882-24	AP, DP, SDP	24	1/2	26	2	\$687.89	\$859.86	4.74
882-X	Custom sizing per overall inch, up to 26". See page 6					\$33.81	\$42.27	Custom

We suggest using the 880-2 in place of a traditional cabinet knob with this style

***880, 881 AVAILABLE IN THROUGH-BOLT MOUNT ONLY**
880 USES 6-32 SCREWS



885-887
NEW!




ITEM	APPLICATION	CtC	DIA.	OVERALL	PROJ.	LIST PRICE EACH		Wt/ea in lbs
						TIER 1	TIER 2	
885-2*	CK, CP	2	1/4	3	1 1/2	\$59.65	\$74.56	0.21
885-4*	CP	4	1/4	5	1 1/2	\$95.05	\$118.81	0.32
885-5*	CP	5	1/4	6	1 1/2	\$112.75	\$140.94	0.38
885-6*	CP	6	1/4	7	1 1/2	\$130.45	\$163.06	0.43
885-8*	CP	8	1/4	10	1 1/2	\$183.55	\$229.44	0.60
885-10*	CP	10	1/4	12	1 1/2	\$218.95	\$273.69	0.71
885-X*	Custom sizing per overall inch, up to 12". See page 6					\$23.63	\$29.54	Custom
886-6*	CP	6	3/8	7	1 3/4	\$154.80	\$193.50	0.88
886-8*	CP	8	3/8	10	1 3/4	\$218.35	\$272.94	1.22
886-10*	CP	10	3/8	12	1 3/4	\$260.70	\$325.88	1.44
886-12*	CP	12	3/8	14	1 3/4	\$303.05	\$378.81	1.67
886-18*	CP	18	3/8	20	1 3/4	\$430.05	\$537.56	2.34
886-X*	Custom sizing per overall inch, up to 26". See page 6					\$27.64	\$34.45	Custom
887-8	AP, DP, SDP	8	1/2	10	2	\$252.50	\$315.63	1.93
887-10	AP, DP, SDP	10	1/2	12	2	\$301.65	\$377.06	2.29
887-12	AP, DP, SDP	12	1/2	14	2	\$350.85	\$438.56	2.65
887-18	AP, DP, SDP	18	1/2	20	2	\$498.35	\$622.94	3.73
887-24	AP, DP, SDP	24	1/2	26	2	\$645.90	\$807.38	4.81
887-X	Custom sizing per overall inch, up to 26". See page 6					\$31.74	\$39.67	Custom

We suggest using the 885-2 in place of a traditional cabinet knob with this style

***885, 886 AVAILABLE IN THROUGH-BOLT MOUNT ONLY**
885 USES 6-32 SCREWS



890-892
NEW!



ITEM	APPLICATION	CtC	DIA.	OVERALL	PROJ.	LIST PRICE EACH		Wt/ea in lbs
						TIER 1	TIER 2	
890-2*	CK, CP	2	1/4	4	1 1/2	\$75.76	\$94.70	0.23
890-4*	CP	4	1/4	6	1 1/2	\$120.72	\$150.91	0.34
890-5*	CP	5	1/4	7	1 1/2	\$125.95	\$157.44	0.39
890-6*	CP	6	1/4	8	1 1/2	\$145.70	\$182.12	0.45
890-8*	CP	8	1/4	10	1 1/2	\$205.04	\$256.30	0.56
890-10*	CP	10	1/4	12	1 1/2	\$244.59	\$305.73	0.67
890-X*	Custom sizing per overall inch, up to 12". See page 6					\$27.24	\$34.04	Custom
891-6*	CP	6	3/8	8	1 3/4	\$205.98	\$257.47	0.93
891-8*	CP	8	3/8	10	1 3/4	\$255.64	\$319.55	1.16
891-10*	CP	10	3/8	12	1 3/4	\$305.31	\$381.63	1.36
891-12*	CP	12	3/8	14	1 3/4	\$355.03	\$443.78	1.61
891-18*	CP	18	3/8	20	1 3/4	\$504.08	\$630.09	2.29
891-X*	Custom sizing per overall inch, up to 26". See page 6					\$32.34	\$40.42	Custom
892-8	AP, DP, SDP	8	1/2	10	2	\$291.64	\$364.55	1.80
892-10	AP, DP, SDP	10	1/2	12	2	\$348.41	\$435.51	2.16
892-12	AP, DP, SDP	12	1/2	14	2	\$392.33	\$490.41	2.52
892-18	AP, DP, SDP	18	1/2	20	2	\$557.55	\$696.94	3.60
892-24	AP, DP, SDP	24	1/2	26	2	\$722.72	\$903.40	4.68
892-X	Custom sizing per overall inch, up to 26". See page 6					\$35.50	\$44.37	Custom

We suggest using the 890-2 in place of a traditional cabinet knob with this style

***890, 891 AVAILABLE IN THROUGH-BOLT MOUNT ONLY**
890 USES 6-32 SCREWS

941

CROSS SECTION



ITEM	APPLICATION	Ctc	CROSS SEC.	OVERALL	PROJ.	LIST PRICE EACH		Wt/ea in lbs
						TIER 1	TIER 2	
941-4*	CP	4	3/4 x 3/8	6	1 3/16	\$113.50	\$133.93	0.53
941-6*	CP	6	3/4 x 3/8	8	1 3/16	\$137.58	\$162.34	0.70
941-8*	CP	8	3/4 x 3/8	10	1 3/16	\$171.97	\$201.37	0.86
941-X*	Custom sizing per overall inch, up to 27". See page 6					\$23.10	\$27.19	Custom

Please see 138; 620-622; 623-625; 626-628; 632, 633; 636, 637; 940 series on pages 14, 25, 25, and 28 for examples of complementary knobs

***AVAILABLE IN THROUGH-BOLT MOUNT ONLY**

944, 945

CROSS SECTION



ITEM	APPLICATION	Ctc	CROSS SEC.	OVERALL	PROJ.	LIST PRICE EACH		Wt/ea in lbs
						TIER 1	TIER 2	
944-6	CP, DP, SDP	6	1 x 3/4	6 3/4	1 5/8	\$180.71	\$223.95	1.80
944-8	CP, AP, DP, SDP	8	1 x 3/4	8 3/4	1 5/8	\$234.00	\$293.45	2.17
944-10	CP, AP, DP, SDP	10	1 x 3/4	10 3/4	1 5/8	\$308.02	\$386.22	2.54
944-12	AP, DP, SDP	12	1 x 3/4	12 3/4	1 5/8	\$361.41	\$447.90	2.92
944-18	AP, DP, SDP	18	1 x 3/4	18 3/4	1 5/8	\$542.44	\$672.88	4.04
944-24	AP, DP, SDP	24	1 x 3/4	24 3/4	1 5/8	\$722.81	\$895.79	5.17
944-X	Custom sizing per overall inch, up to 27". See page 6					\$36.54	\$45.47	Custom
945-4*	CP	4	7/16 x 1/2	4 7/16	1 3/16	\$42.21	\$52.31	0.34
945-6*	CP	6	7/16 x 1/2	6 7/16	1 3/16	\$69.17	\$81.61	0.45
945-8*	CP	8	7/16 x 1/2	8 7/16	1 3/16	\$78.49	\$92.62	0.56
945-10*	CP	10	7/16 x 1/2	10 7/16	1 3/16	\$105.51	\$144.08	0.66
945-X*	Custom sizing per overall inch, up to 27". See page 6					\$14.88	\$18.47	Custom

Please see 138; 620-622; 623-625; 626-628; 632, 633; 636, 637; 940 series on pages 14, 25, 25, and 28 for examples of complementary knobs

***945 AVAILABLE IN THROUGH-BOLT MOUNT ONLY**
944 USES 1/4-20 SCREWS

1140-1142

CROSS SECTION



ITEM	APPLICATION	CtC	DIA.	OVERALL	PROJ.	LIST PRICE EACH		Wt/ea in lbs	
						TIER 1	TIER 2		
1140-3*	CP	3	5/8 MAX	4	1 1/16	\$38.68	\$46.67	0.16	
1140-4*	CP	4	5/8 MAX	5	1 1/16	\$52.70	\$63.65	0.20	
1140-5*	CP	5	5/8 MAX	6	1 1/16	\$58.59	\$72.57	0.23	
1140-6*	CP, DP	6	5/8 MAX	7	1 1/16	\$61.57	\$74.33	0.27	
1140-8*	CP, DP	8	5/8 MAX	9	1 1/16	\$79.16	\$95.56	0.34	
1140-10*	CP, DP	10	5/8 MAX	11	1 1/16	\$96.77	\$115.80	0.41	
1140-X*	Custom sizing per overall inch, up to 19". See page 6						\$12.21	\$14.79	Custom
1141-6*	CP, DP	6	3/4 MAX	7	1 1/8	\$123.16	\$148.57	0.37	
1141-8*	CP, DP	8	3/4 MAX	9	1 1/8	\$158.35	\$191.02	0.47	
1141-10*	CP, DP	10	3/4 MAX	11	1 1/8	\$193.53	\$233.46	0.57	
1141-12*	DP	12	3/4 MAX	13	1 1/8	\$228.72	\$275.91	0.67	
1141-X*	Custom sizing per overall inch, up to 25". See page 6						\$22.87	\$27.59	Custom
1142-10*	DP	10	1 MAX	12	1 7/16	\$476.92	\$583.04	1.20	
1142-12*	DP	12	1 MAX	14	1 7/16	\$556.40	\$680.14	1.39	
1142-18*	DP	18	1 MAX	20	1 7/16	\$794.95	\$971.64	1.96	
1142-24*	DP	24	1 MAX	26	1 7/16	\$1,033.46	\$1,263.12	2.54	
1142-X*	Custom sizing per overall inch, up to 27". See page 6						\$51.67	\$63.16	Custom

Please see 1139 series on page 29 for examples of complementary knobs

***AVAILABLE IN THROUGH-BOLT MOUNT ONLY**

1302



ITEM	APPLICATION	CtC	DIA.	OVERALL	PROJ.	LIST PRICE EACH	Wt/ea in lbs	
						ALL		
1302-3*	CP	3	15/32	4 1/2	1 1/4	\$58.30	0.26	
1302-3.5*	CP	3 1/2	15/32	5	1 1/4	\$65.09	0.28	
1302-4*	CP	4	15/32	5 1/2	1 1/4	\$69.42	0.31	
1302-6*	CP, DP	6	15/32	7 1/2	1 1/4	\$100.98	0.40	
1302-8*	CP, DP	8	15/32	9 1/2	1 1/4	\$130.44	0.50	
1302-X*	Custom sizing per overall inch, up to 25 1/2". See page 6						\$17.15	Custom

Please see 1301 series on page 29 for examples of complementary knobs
Available in Two-Tone Finish, please refer to page 6
Not Available in Distressed Finishes

***AVAILABLE IN THROUGH-BOLT MOUNT ONLY**




1304, 1417



ITEM	APPLICATION	CtC	DIA.	OVERALL	PROJ.	LIST PRICE EACH	Wt/ea in lbs
						ALL	
1304-3*	CP	3	15/32	4	1 3/16	\$37.43	0.21
1304-3.5*	CP	3 1/2	15/32	4 1/2	1 3/16	\$46.57	0.23
1304-4*	CP	4	15/32	5	1 3/16	\$49.24	0.25
1304-6*	CP	6	15/32	7	1 3/16	\$68.86	0.35
1304-8*	CP	8	15/32	9	1 3/16	\$88.56	0.44
1304-X*	Custom sizing per overall inch, up to 25". See page 6					\$14.77	Custom
1417-10	AP, DP, SDP	10	1	12 1/2	2 1/8	\$235.21	3.03
1417-12	AP, DP, SDP	12	1	14 1/2	2 1/8	\$272.84	3.50
1417-18	AP, DP, SDP	18	1	20 1/2	2 1/8	\$385.75	4.93
1417-X	Custom sizing per overall inch, up to 32 1/2". See page 6					\$24.46	Custom

Please see 104, 105 series on page 12 for examples of complementary knobs ***1304 AVAILABLE IN THROUGH-BOLT MOUNT ONLY**
 Available in Two-Tone Finish, please refer to page 6



TO THE 1960'S...

1307-1310



ITEM	APPLICATION	CtC	DIA.	OVERALL	PROJ.	LIST PRICE EACH	Wt/ea in lbs	
						ALL		
1307-4*	CP	4	15/32	5 1/2	1 5/16	\$69.42	0.32	
1307-5*	CP	5	15/32	6 1/2	1 5/16	\$85.21	0.37	
1307-6*	CP	6	15/32	7 1/2	1 5/16	\$100.98	0.42	
1307-8*	CP	8	15/32	9 1/2	1 5/16	\$130.44	0.54	
1307-10*	CP	10	15/32	11 1/2	1 5/16	\$150.01	0.61	
1307-X*	Custom sizing per overall inch, up to 25 1/2". See page 6						\$17.15	Custom
1308-4*	CP	4	5/8	5 1/2	1 1/2	\$133.05	0.60	
1308-6*	CP, DP	6	5/8	7 1/2	1 1/2	\$181.40	0.79	
1308-8*	CP, DP	8	5/8	9 1/2	1 1/2	\$229.80	1.03	
1308-10*	CP, DP	10	5/8	11 1/2	1 1/2	\$278.17	1.17	
1308-X*	Custom sizing per overall inch, up to 30". See page 6						\$31.45	Custom
1309-6	CP, DP, SDP	6	3/4	8	1 7/8	\$221.39	1.32	
1309-8	CP, AP, DP, SDP	8	3/4	10	1 7/8	\$276.67	1.59	
1309-10	CP, AP, DP, SDP	10	3/4	12	1 7/8	\$332.09	1.86	
1309-12	CP, AP, DP, SDP	12	3/4	14	1 7/8	\$387.43	2.13	
1309-X	Custom sizing per overall inch, up to 30". See page 6						\$35.97	Custom
1310-8	AP, DP, SDP	8	1	10	2 7/16	\$328.69	3.01	
1310-10	AP, DP, SDP	10	1	12	2 7/16	\$358.57	3.31	
1310-12	AP, DP, SDP	12	1	14	2 7/16	\$418.25	3.79	
1310-18	AP, DP, SDP	18	1	20	2 7/16	\$599.01	5.23	
1310-24	AP, DP, SDP	24	1	26	2 7/16	\$776.75	6.67	
1310-X	Custom sizing per overall inch, up to 30". See page 6						\$39.64	Custom

Please see 1501 series on page 30 for examples of complementary knobs *1307, 1308 AVAILABLE IN THROUGH-BOLT MOUNT ONLY
 Available in Two-Tone Finish, please refer to page 6
 Not Available in Distressed Finishes
 Also available hand-wrapped in leather—see L1307-L1310 series on page 118
1310 USES 1/4-20 SCREWS



1332



ITEM	APPLICATION	CtC	CROSS SEC.	POST DIA.	OVERALL	PROJ.	LIST PRICE EACH	Wt/ea in lbs	
							ALL		
1332-3*	CP	3	1/4 x 3/8	3/4	3 3/4	1 1/8	\$45.63	0.36	
1332-3.5*	CP	3 1/2	1/4 x 3/8	3/4	4 1/4	1 1/8	\$51.00	0.38	
1332-4*	CP	4	1/4 x 3/8	3/4	4 3/4	1 1/8	\$56.36	0.39	
1332-5*	CP	5	1/4 x 3/8	3/4	5 3/4	1 1/8	\$67.10	0.42	
1332-6*	CP	6	1/4 x 3/8	3/4	6 3/4	1 1/8	\$77.84	0.45	
1332-8*	CP	8	1/4 x 3/8	3/4	8 3/4	1 1/8	\$99.31	0.50	
1332-X*	Custom sizing per overall inch, up to 30 3/4". See page 6							\$15.29	Custom

Please see 1311, 1312; 1386, 1387 series on pages 29 and 30 for examples of complementary knobs
Available in Two-Tone Finish, please refer to page 6
Not Available in Distressed Finishes

***AVAILABLE IN THROUGH-BOLT MOUNT ONLY**

1333



ITEM	APPLICATION	CtC	CROSS SEC.	POST DIA.	OVERALL	PROJ.	LIST PRICE EACH	Wt/ea in lbs	
							ALL		
1333-3	CP	3	3/8 x 1/4	3/4	3 3/4	1 1/8	\$45.63	0.35	
1333-3.5	CP	3 1/2	3/8 x 1/4	3/4	4 1/4	1 1/8	\$51.00	0.37	
1333-4	CP	4	3/8 x 1/4	3/4	4 3/4	1 1/8	\$56.36	0.38	
1333-5	CP	5	3/8 x 1/4	3/4	5 3/4	1 1/8	\$67.10	0.41	
1333-6	CP	6	3/8 x 1/4	3/4	6 3/4	1 1/8	\$77.84	0.44	
1333-8	CP	8	3/8 x 1/4	3/4	8 3/4	1 1/8	\$99.31	0.49	
1333-X	Custom sizing per overall inch, up to 30 3/4". See page 6							\$15.29	Custom

Please see 1311, 1312; 1386, 1387 series on pages 29 and 30 for examples of complementary knobs
Available in Two-Tone Finish, please refer to page 6
Not Available in Distressed Finishes

1334



ITEM	APPLICATION	CtC	CROSS SEC.	POST DIA.	OVERALL	PROJ.	LIST PRICE EACH	Wt/ea in lbs
							ALL	
1334-3*	CP	3	1/4 x 3/8	3/4	4 1/4	1 1/8	\$45.63	0.37
1334-3.5*	CP	3 1/2	1/4 x 3/8	3/4	4 3/4	1 1/8	\$51.00	0.38
1334-4*	CP	4	1/4 x 3/8	3/4	5 1/4	1 1/8	\$56.36	0.40
1334-5*	CP	5	1/4 x 3/8	3/4	6 1/4	1 1/8	\$67.10	0.43
1334-6*	CP	6	1/4 x 3/8	3/4	7 1/4	1 1/8	\$77.84	0.45
1334-8*	CP	8	1/4 x 3/8	3/4	9 1/4	1 1/8	\$99.31	0.51
1334-X*	Custom sizing per overall inch, up to 31 3/4". See page 6						\$13.96	Custom

Please see 1330, 1331 series on page 29 for examples of complementary knobs
 Available in Two-Tone Finish, please refer to page 6
 Not Available in Distressed Finishes

***AVAILABLE IN THROUGH-BOLT MOUNT ONLY**

1335



ITEM	APPLICATION	CtC	CROSS SEC.	POST DIA.	OVERALL	PROJ.	LIST PRICE EACH	Wt/ea in lbs
							ALL	
1335-3	CP	3	3/8 x 1/4	3/4	4 1/4	1 1/8	\$45.63	0.38
1335-3.5	CP	3 1/2	3/8 x 1/4	3/4	4 3/4	1 1/8	\$51.00	0.39
1335-4	CP	4	3/8 x 1/4	3/4	5 1/4	1 1/8	\$56.36	0.40
1335-5	CP	5	3/8 x 1/4	3/4	6 1/4	1 1/8	\$67.10	0.43
1335-6	CP	6	3/8 x 1/4	3/4	7 1/4	1 1/8	\$77.84	0.46
1335-8	CP	8	3/8 x 1/4	3/4	9 1/4	1 1/8	\$99.31	0.52
1335-X	Custom sizing per overall inch, up to 31 3/4". See page 6						\$13.96	Custom

Please see 1330, 1331 series on page 29 for examples of complementary knobs
 Available in Two-Tone Finish, please refer to page 6
 Not Available in Distressed Finishes

1342-1344
NEW!

MICRO COINING




ITEM	APPLICATION	CtC	DIA.	OVERALL	PROJ.	LIST PRICE EACH	Wt/ea in lbs
						ALL	
1342-4*	CP	4	1/2	5 1/4	1 5/16	\$115.97	0.41
1342-5*	CP	5	1/2	6 1/4	1 5/16	\$139.14	0.47
1342-6*	CP, DP	6	1/2	7 1/4	1 5/16	\$162.34	0.53
1342-8*	CP, DP	8	1/2	9 1/4	1 5/16	\$208.70	0.65
1342-X*	Custom sizing per overall inch, up to 32". See page 6					\$30.14	Custom
1343-4	AP, DP, SDP	4	5/8	5 1/2	1 5/8	\$118.25	0.72
1343-5	AP, DP, SDP	5	5/8	6 1/2	1 5/8	\$141.92	0.82
1343-6	AP, DP, SDP	6	5/8	7 1/2	1 5/8	\$165.53	0.91
1343-8	AP, DP, SDP	8	5/8	9 1/2	1 5/8	\$212.89	1.10
1343-10	AP, DP, SDP	10	5/8	11 1/2	1 5/8	\$260.18	1.28
1343-12	AP, DP, SDP	12	5/8	13 1/2	1 5/8	\$307.28	1.47
1343-X	Custom sizing per overall inch, up to 32". See page 6					\$30.74	Custom
1344-8	CP, AP, DP, SDP	8	7/8	10	2 3/8	\$332.26	2.23
1344-10	CP, AP, DP, SDP	10	7/8	12	2 3/8	\$395.95	2.59
1344-12	AP, DP, SDP	12	7/8	14	2 3/8	\$494.45	2.96
1344-18	AP, DP, SDP	18	7/8	20	2 3/8	\$664.07	4.06
1344-24	AP, DP, SDP	24	7/8	26	2 3/8	\$856.56	5.15
1344-X	Custom sizing per overall inch, up to 34". See page 6					\$43.60	Custom

Available in Two-Tone Finish, please refer to page 6

***1342 AVAILABLE IN THROUGH-BOLT MOUNT ONLY**
1344 USES 1/4-20 SCREWS

1345-1347



ITEM	APPLICATION	CtC	DIA.	OVERALL	PROJ.	LIST PRICE EACH	Wt/ea in lbs	
						ALL		
1345-8	CP, AP, DP, SDP	8	7/8	10	2 1/8	\$276.88	2.22	
1345-10	CP, AP, DP, SDP	10	7/8	12	2 1/8	\$329.96	2.59	
1345-12	AP, DP, SDP	12	7/8	14	2 1/8	\$412.04	2.96	
1345-18	AP, DP, SDP	18	7/8	20	2 1/8	\$553.39	4.06	
1345-24	AP, DP, SDP	24	7/8	26	2 1/8	\$713.80	5.16	
1345-X	Custom sizing per overall inch, up to 34". See page 6						\$36.33	Custom
1346-4	AP, DP, SDP	4	5/8	5	1 5/8	\$98.54	0.64	
1346-5	AP, DP, SDP	5	5/8	6	1 5/8	\$118.27	0.73	
1346-6	AP, DP, SDP	6	5/8	7	1 5/8	\$137.94	0.83	
1346-8	AP, DP, SDP	8	5/8	9	1 5/8	\$177.41	1.01	
1346-10	AP, DP, SDP	10	5/8	11	1 5/8	\$216.82	1.20	
1346-12	AP, DP, SDP	12	5/8	13	1 5/8	\$256.07	1.39	
1346-X	Custom sizing per overall inch, up to 32". See page 6						\$25.62	Custom
1347-4*	CP	4	1/2	5	1 5/16	\$96.64	0.41	
1347-5*	CP	5	1/2	6	1 5/16	\$115.95	0.46	
1347-6*	CP, DP	6	1/2	7	1 5/16	\$135.28	0.51	
1347-8*	CP, DP	8	1/2	9	1 5/16	\$173.92	0.62	
1347-X*	Custom sizing per overall inch, up to 32". See page 6						\$25.12	Custom

Please see 378 series on page 20 for examples of complementary knobs

Available in Two-Tone Finish, please refer to page 6


Also available hand-wrapped in leather—see L842, L246, L247 series on page 112

***1347 AVAILABLE IN THROUGH-BOLT MOUNT ONLY**

1345 USES 1/4-20 SCREWS



1360-1363



ITEM	APPLICATION	CtC	DIA.	OVERALL	PROJ.	LIST PRICE EACH	Wt/ea in lbs
						ALL	
1360-4*	CP	4	5/8	4 3/4	1 3/8	\$107.94	0.41
1360-5*	CP	5	5/8	5 3/4	1 3/8	\$110.24	0.50
1360-6*	CP, DP	6	5/8	6 3/4	1 3/8	\$112.83	0.59
1360-8*	CP, DP	8	5/8	8 3/4	1 3/8	\$164.97	0.77
1360-10*	CP, DP	10	5/8	10 3/4	1 3/8	\$269.10	0.95
1360-X*	Custom sizing per overall inch, up to 32 3/4". See page 6					\$30.75	Custom
1361-6*	CP, DP	6	3/4	6 7/8	1 1/2	\$180.94	0.90
1361-8*	CP, DP	8	3/4	8 7/8	1 1/2	\$237.12	1.17
1361-10*	CP, DP	10	3/4	10 7/8	1 1/2	\$328.63	1.43
1361-12*	DP	12	3/4	12 7/8	1 1/2	\$374.79	1.70
1361-18*	DP	18	3/4	18 7/8	1 1/2	\$529.83	2.49
1361-X	Custom sizing per overall inch, up to 32 7/8". See page 6					\$36.51	Custom
1362-8	CP, AP, SDP, DP	8	1	9 1/8	2 1/16	\$341.17	2.25
1362-10	AP, SDP, DP	10	1	11 1/8	2 1/16	\$387.82	2.73
1362-12	AP, SDP, DP	12	1	13 1/8	2 1/16	\$434.60	3.21
1362-18	AP, SDP, DP	18	1	19 1/8	2 1/16	\$633.99	4.65
1362-X	Custom sizing per overall inch, up to 33 1/8". See page 6					\$45.02	Custom
1363-12	AP, SDP, DP	12	1 1/4	13 3/8	2 7/16	\$759.90	5.01
1363-18	AP, SDP, DP	18	1 1/4	19 3/8	2 7/16	\$1,108.27	7.26
1363-24	AP, SDP, DP	24	1 1/4	25 3/8	2 7/16	\$1,209.32	9.52
1363-30	AP, SDP, DP	30	1 1/4	31 3/8	2 7/16	\$1,315.04	11.77
1363-X	Custom sizing per overall inch, up to 33 3/8". See page 6					\$66.17	Custom

Please see 520-522 series on page 20 for examples of complementary knobs
 Available in Two-Tone Finish, please refer to page 6
 Also available hand-wrapped in leather—see L1360-L1363 series on page 119

***1360, 1361 AVAILABLE IN THROUGH-BOLT MOUNT ONLY**
1362, 1363 USE 1/4-20 SCREWS



1364-1367
NEW!

DIAMOND KNURL



ITEM	APPLICATION	CtC	DIA.	OVERALL	PROJ.	LIST PRICE EACH	Wt/ea in lbs
						ALL	
1364-4*	CP	4	5/8	4 3/4	1 3/8	\$124.13	0.41
1364-5*	CP	5	5/8	5 3/4	1 3/8	\$126.78	0.50
1364-6*	CP, DP	6	5/8	6 3/4	1 3/8	\$129.75	0.59
1364-8*	CP, DP	8	5/8	8 3/4	1 3/8	\$189.72	0.77
1364-10*	CP, DP	10	5/8	10 3/4	1 3/8	\$309.47	0.95
1364-X*	Custom sizing per overall inch, up to 32 3/4". See page 6					\$35.36	Custom
1365-6*	CP, DP	6	3/4	6 7/8	1 1/2	\$208.08	0.90
1365-8*	CP, DP	8	3/4	8 7/8	1 1/2	\$272.69	1.17
1365-10*	CP, DP	10	3/4	10 7/8	1 1/2	\$377.92	1.43
1365-12*	DP	12	3/4	12 7/8	1 1/2	\$431.01	1.70
1365-18*	DP	18	3/4	18 7/8	1 1/2	\$609.30	2.49
1365-X*	Custom sizing per overall inch, up to 32 7/8". See page 6					\$41.99	Custom
1366-8	CP, AP, SDP, DP	8	1	9 1/8	2 1/16	\$392.35	2.25
1366-10	AP, SDP, DP	10	1	11 1/8	2 1/16	\$445.99	2.73
1366-12	AP, SDP, DP	12	1	13 1/8	2 1/16	\$499.79	3.21
1366-18	AP, SDP, DP	18	1	19 1/8	2 1/16	\$729.09	4.65
1366-X	Custom sizing per overall inch, up to 33 1/8". See page 6					\$51.77	Custom
1367-12	AP, SDP, DP	12	1 1/4	13 3/8	2 7/16	\$873.89	5.01
1367-18	AP, SDP, DP	18	1 1/4	19 3/8	2 7/16	\$1,274.51	7.26
1367-24	AP, SDP, DP	24	1 1/4	25 3/8	2 7/16	\$1,390.72	9.52
1367-30	AP, SDP, DP	30	1 1/4	31 3/8	2 7/16	\$1,512.30	11.77
1367-X	Custom sizing per overall inch, up to 33 3/8". See page 6					\$76.09	Custom

Please see 571, 595 series on page 23 and 24 for examples of complementary knobs
Available in Two-Tone Finish, please refer to page 6

***1364, 1365 AVAILABLE IN THROUGH-BOLT MOUNT ONLY**
1366, 1367 USE 1/4-20 SCREWS

1442, 1446-1448



ITEM	APPLICATION	CtC	DIA.	OVERALL	PROJ.	LIST PRICE EACH	Wt/ea in lbs
						ALL	
1442-8	CP, AP, DP, SDP	8	1	10	2 1/8	\$315.37	2.56
1442-10	CP, AP, DP, SDP	10	1	12	2 1/8	\$398.29	3.03
1442-12	AP, DP, SDP	12	1	14	2 1/8	\$464.38	3.51
1442-18	AP, DP, SDP	18	1	20	2 1/8	\$662.24	4.94
1442-24	AP, DP, SDP	24	1	26	2 1/8	\$861.75	6.36
1442-X	Custom sizing per overall inch, up to 33". See page 6					\$42.68	Custom
1446-6	CP, DP, SDP	6	3/4	7	1 5/8	\$160.52	1.04
1446-8	CP, AP, DP, SDP	8	3/4	9	1 5/8	\$232.18	1.30
1446-10	CP, AP, DP, SDP	10	3/4	11	1 5/8	\$271.82	1.57
1446-12	CP, AP, DP, SDP	12	3/4	13	1 5/8	\$311.07	1.83
1446-X	Custom sizing per overall inch, up to 32". See page 6					\$31.64	Custom
1447-4*	CP	4	5/8	5	1 5/16	\$114.30	0.50
1447-6*	CP, DP	6	5/8	7	1 5/16	\$135.28	0.68
1447-8*	CP, DP	8	5/8	9	1 5/16	\$211.49	0.85
1447-10*	CP, DP	10	5/8	11	1 5/16	\$258.49	1.03
1447-X*	Custom sizing per overall inch, up to 32". See page 6					\$28.98	Custom
1448-4*	CP	4	1/2	4 3/4	1 3/16	\$89.27	0.30
1448-5*	CP	5	1/2	5 3/4	1 3/16	\$107.97	0.36
1448-6*	CP, DP	6	1/2	6 3/4	1 3/16	\$112.74	0.41
1448-8*	CP, DP	8	1/2	8 3/4	1 3/16	\$164.43	0.53
1448-X*	Custom sizing per overall inch, up to 24 3/4". See page 6					\$23.75	Custom

Please see 378 series on page 20 for examples of complementary knobs *1447, 1448 AVAILABLE IN THROUGH-BOLT MOUNT ONLY
 Available in Two-Tone Finish, please refer to page 6
 Also available hand-wrapped in leather—
 see L842, L246/L846, L247, L300 series on page 112

1442 USES 1/4-20 SCREWS



3730-3733

CROSS SECTION




ITEM	APPLICATION	CtC	CROSS SEC.	OVERALL	PROJ.	LIST PRICE EACH		Wt/ea in lbs	
						TIER 1	TIER 2		
3730-4*	CP	4	3/8 x 1/4	4 1/2	1	\$55.39	\$64.03	0.25	
3730-5*	CP	5	3/8 x 1/4	5 1/2	1	\$69.22	\$80.01	0.28	
3730-6*	CP	6	3/8 x 1/4	6 1/2	1	\$78.55	\$91.62	0.30	
3730-8*	CP	8	3/8 x 1/4	8 1/2	1	\$91.57	\$107.03	0.35	
3730-10*	CP	10	3/8 x 1/4	10 1/2	1	\$107.89	\$128.25	0.40	
3730-X*	Custom sizing per overall inch, up to 27". See page 6						\$14.76	\$17.29	Custom
3731-6	CP, SDP, DP	6	5/8 x 3/8	6 1/2	1 3/8	\$112.79	\$128.44	0.76	
3731-8	CP, AP, SDP, DP	8	5/8 x 3/8	8 1/2	1 3/8	\$126.25	\$147.55	0.89	
3731-10	CP, AP, SDP, DP	10	5/8 x 3/8	10 1/2	1 3/8	\$156.43	\$177.83	1.03	
3731-12	AP, SDP, DP	12	5/8 x 3/8	12 1/2	1 3/8	\$186.05	\$211.41	1.16	
3731-X	Custom sizing per overall inch, up to 27". See page 6						\$20.04	\$23.04	Custom
3732-8	CP, AP, SDP, DP	8	3/4 x 3/8	8 1/2	1 3/8	\$168.82	\$199.17	1.22	
3732-10	CP, AP, SDP, DP	10	3/4 x 3/8	10 1/2	1 3/8	\$211.23	\$249.22	1.43	
3732-12	AP, SDP, DP	12	3/4 x 3/8	12 1/2	1 3/8	\$253.47	\$299.07	1.64	
3732-18	AP, SDP, DP	18	3/4 x 3/8	18 1/2	1 3/8	\$380.29	\$448.68	2.33	
3732-X	Custom sizing per overall inch, up to 27". See page 6						\$26.26	\$30.99	Custom
3733-8	AP, SDP, DP	8	1 x 1/2	8 1/2	1 1/2	\$211.20	\$249.35	1.97	
3733-10	AP, SDP, DP	10	1 x 1/2	10 1/2	1 1/2	\$264.12	\$311.69	2.31	
3733-12	AP, SDP, DP	12	1 x 1/2	12 1/2	1 1/2	\$316.95	\$374.01	2.67	
3733-18	AP, SDP, DP	18	1 x 1/2	18 1/2	1 1/2	\$475.42	\$561.03	3.81	
3733-24	AP, SDP, DP	24	1 x 1/2	24 1/2	1 1/2	\$633.90	\$748.04	4.82	
3733-X	Custom sizing per overall inch, up to 27". See page 6						\$38.08	\$44.94	Custom

Please see 735 series on page 26 for examples of complementary knobs

***3730 AVAILABLE IN THROUGH-BOLT MOUNT ONLY**

EDGE PULLS

700



ITEM	APPLICATION	CtC	"A"	OVERALL	THICKNESS	LIST PRICE EACH		Wt/ea in lbs	
						TIER 1	TIER 2		
700-15*	EP, CP	1 1/2	1 3/4	2	3/32	\$27.68	\$32.66	0.21	
700-3*	EP, CP	3	1 3/4	4	3/32	\$39.69	\$46.83	0.41	
700-4*	EP, CP	4	1 3/4	5	3/32	\$49.35	\$58.22	0.52	
700-5*	EP, CP	5	1 3/4	6	3/32	\$59.00	\$69.63	0.62	
700-6*	EP, CP	6	1 3/4	7	3/32	\$70.81	\$83.55	0.72	
700-8*	EP, CP	8	1 3/4	9	3/32	\$94.41	\$111.40	0.92	
700-10*	EP, CP	10	1 3/4	11	3/32	\$118.01	\$139.24	1.13	
700-12*	EP, CP	12	1 3/4	14	3/32	\$150.96	\$178.13	1.43	
700-16*	EP, CP	16	1 3/4	18	3/32	\$196.17	\$231.46	1.84	
700-24*	EP, CP	24	1 3/4	26	3/32	\$286.58	\$338.14	2.66	
700-28*	EP, CP	28	1 3/4	30	3/32	\$299.11	\$391.48	3.07	
700-X*	Custom sizing per overall inch, up to 30". See page 6						\$16.02	\$19.08	Custom

Designed for 3/4" thick doors/drawers

***AVAILABLE IN THROUGH-BOLT MOUNT ONLY
USES #5 WOOD SCREWS**



701

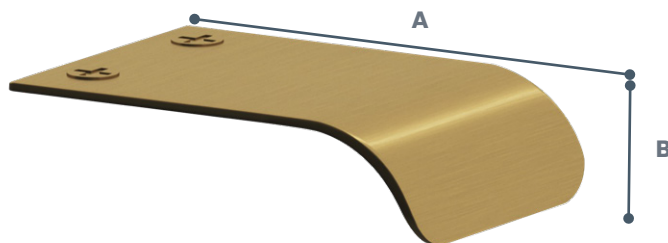


ITEM	APPLICATION	CtC	"A"	OVERALL	THICKNESS	LIST PRICE EACH		Wt/ea in lbs	
						TIER 1	TIER 2		
701-1.5*	EP, CP	1 1/2	1 3/4	2	3/32	\$33.21	\$41.18	0.12	
701-3*	EP, CP	3	1 3/4	4	3/32	\$47.63	\$56.19	0.30	
701-4*	EP, CP	4	1 3/4	5	3/32	\$59.21	\$73.17	0.38	
701-5*	EP, CP	5	1 3/4	6	3/32	\$70.81	\$83.56	0.47	
701-6*	EP, CP	6	1 3/4	7	3/32	\$84.96	\$105.35	0.56	
701-8*	EP, CP	8	1 3/4	9	3/32	\$113.29	\$140.48	0.73	
701-10*	EP, CP	10	1 3/4	11	3/32	\$141.60	\$175.59	0.91	
701-12*	EP, CP	12	1 3/4	14	3/32	\$181.16	\$224.63	1.17	
701-16*	EP, CP	16	1 3/4	18	3/32	\$235.40	\$291.90	1.51	
701-24*	EP, CP	24	1 3/4	26	3/32	\$343.90	\$426.43	2.20	
701-X*	Custom sizing per overall inch, up to 27". See page 6						\$19.35	\$23.77	Custom

Designed for 3/4" thick doors/drawers

***AVAILABLE IN THROUGH-BOLT MOUNT ONLY
USES #5 WOOD SCREWS**

706




ITEM	APPLICATION	CtC	"A"	"B"	OVERALL	THICKNESS	LIST PRICE EACH		Wt/ea in lbs
							TIER 1	TIER 2	
706-0.875*	EP, CP	7/8	2 1/16	5/8	1 1/2	0.050	\$17.59	\$22.08	0.06
706-1.875*	EP, CP	1 7/8	2 1/16	5/8	2 1/2	0.050	\$26.30	\$32.89	0.10
706-X*	Custom sizing per overall inch, up to 4". See page 6						\$14.46	\$18.12	Custom

Designed for 3/4" thick doors/drawers

***AVAILABLE IN THROUGH-BOLT MOUNT ONLY
USES #5 WOOD SCREWS**



708




ITEM	APPLICATION	CtC	"A"	"B"	OVERALL	THICKNESS	LIST PRICE EACH		Wt/ea in lbs	
							TIER 1	TIER 2		
708-0.875*	EP, CP	7/8	1 5/8	9/16	1 1/2	0.050	\$15.55	\$19.44	0.05	
708-1.875*	EP, CP	1 7/8	1 5/8	9/16	2 1/2	0.050	\$21.95	\$27.50	0.09	
708-X*	Custom sizing per overall inch, up to 12". See page 6							\$12.45	\$15.57	Custom

Designed for 3/4" thick doors/drawers

***AVAILABLE IN THROUGH-BOLT MOUNT ONLY
USES #5 WOOD SCREWS**

710



ITEM	APPLICATION	CtC	"A"	"B"	OVERALL	THICKNESS	LIST PRICE EACH		Wt/ea in lbs	
							TIER 1	TIER 2		
710-2*	EP, CP	2	1 1/2	7/16	2 1/2	0.050	\$21.96	\$26.68	0.09	
710-4*	EP, CP	4	1 1/2	7/16	5	0.050	\$25.80	\$31.33	0.18	
710-5*	EP, CP	5	1 1/2	7/16	6	0.050	\$29.74	\$36.14	0.21	
710-6*	EP, CP	6	1 1/2	7/16	7	0.050	\$34.71	\$42.16	0.25	
710-8*	EP, CP	8	1 1/2	7/16	9	0.050	\$43.07	\$52.11	0.32	
710-10*	EP, CP	10	1 1/2	7/16	11	0.050	\$56.58	\$68.46	0.39	
710-12*	EP, CP	12	1 1/2	7/16	14	0.050	\$74.87	\$88.56	0.49	
710-16*	EP, CP	16	1 1/2	7/16	18	0.050	\$98.98	\$116.55	0.63	
710-24*	EP, CP	24	1 1/2	7/16	26	0.050	\$147.19	\$172.99	0.91	
710-28*	EP, CP	28	1 1/2	7/16	30	0.050	\$171.30	\$200.49	1.05	
710-X*	Custom sizing per overall inch, up to 30". See page 6							\$8.40	\$10.07	Custom

Designed for 3/4" thick doors/drawers

***AVAILABLE IN THROUGH-BOLT MOUNT ONLY
USES #5 WOOD SCREWS**


713



ITEM	APPLICATION	CtC	"A"	"B"	OVERALL	THICKNESS	LIST PRICE EACH		Wt/ea in lbs	
							TIER 1	TIER 2		
713-2*	EP, CP	2	1 ½	½	2 ½	⅛	\$32.48	\$39.44	0.18	
713-4*	EP, CP	4	1 ½	½	4 ½	⅛	\$37.90	\$46.04	0.33	
713-6*	EP, CP	6	1 ½	½	6 ½	⅛	\$44.50	\$53.41	0.47	
713-8*	EP, CP	8	1 ½	½	8 ½	⅛	\$51.11	\$61.33	0.61	
713-12*	EP, CP	12	1 ½	½	12 ½	⅛	\$61.90	\$74.27	0.90	
713-X*	Custom sizing per overall inch, up to 30". See page 6							\$12.94	\$15.64	Custom

Designed for ¾" thick doors/drawers

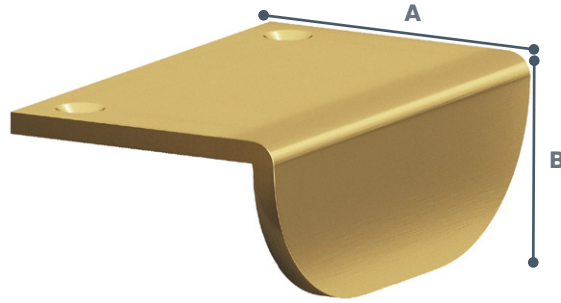
***AVAILABLE IN THROUGH-BOLT MOUNT ONLY
USES #5 WOOD SCREWS**

713R
NEW!

ITEM	APPLICATION	CtC	"A"	"B"	OVERALL	THICKNESS	LIST PRICE EACH		Wt/ea in lbs	
							TIER 1	TIER 2		
713R-2*	EP, CP	2	1 ½	½	2 ½	⅛	\$37.35	\$45.36	0.18	
713R-4*	EP, CP	4	1 ½	½	4 ½	⅛	\$43.59	\$52.95	0.32	
713R-6*	EP, CP	6	1 ½	½	6 ½	⅛	\$51.18	\$61.42	0.46	
713R-8*	EP, CP	8	1 ½	½	8 ½	⅛	\$58.78	\$70.53	0.61	
713R-12*	EP, CP	12	1 ½	½	12 ½	⅛	\$71.19	\$85.41	0.90	
713R-X*	Custom sizing per overall inch, up to 30". See page 6							\$14.89	\$17.98	Custom

Designed for ¾" thick doors/drawers

***AVAILABLE IN THROUGH-BOLT MOUNT ONLY
USES #5 WOOD SCREWS**

**721
NEW!**

ITEM	APPLICATION	CtC	"A"	"B"	OVERALL	THICKNESS	LIST PRICE EACH		Wt/ea in lbs	
							TIER 1	TIER 2		
721-2*	EP, CP	2	1½	1	2½	⅛	\$40.61	\$48.19	0.21	
721-3*	EP, CP	3	1½	1	4	⅛	\$50.16	\$62.70	0.35	
721-4*	EP, CP	4	1½	1	5	⅛	\$59.70	\$70.82	0.44	
721-5*	EP, CP	5	1½	1	6	⅛	\$71.63	\$85.00	0.53	
721-6*	EP, CP	6	1½	1	8	⅛	\$83.58	\$99.16	0.71	
721-8*	EP, CP	8	1½	1	10	⅛	\$107.47	\$127.50	0.89	
721-10*	EP, CP	10	1½	1	12	⅛	\$128.31	\$152.42	1.07	
721-12*	EP, CP	12	1½	1	14	⅛	\$155.22	\$184.16	1.25	
721-18*	EP, CP	18	1½	1	20	⅛	\$202.98	\$240.82	1.79	
721-X*	Custom sizing per overall inch, up to 27". See page 6							\$19.61	\$23.44	Custom

Designed for ¾" thick doors/drawers

Please see 720 series on page 61 for examples of complementary pulls

***AVAILABLE IN THROUGH-BOLT MOUNT ONLY
USES #5 WOOD SCREWS**

**883, 884
NEW!**

ITEM	APPLICATION	CtC	"A"	"B"	OVERALL	THICKNESS	LIST PRICE EACH		Wt/ea in lbs	
							TIER 1	TIER 2		
883-2*	EP, CP	2	2¼	⅜	3	¼	\$74.30	\$92.81	0.27	
883-4*	EP, CP	4	2¼	⅜	5	¼	\$118.91	\$148.64	0.43	
883-5*	EP, CP	5	2¼	⅜	6	¼	\$136.66	\$170.83	0.51	
883-6*	EP, CP	6	2¼	⅜	7	¼	\$158.31	\$197.89	0.59	
883-8*	EP, CP	8	2¼	⅜	10	¼	\$223.23	\$279.03	0.83	
883-10*	EP, CP	10	2¼	⅜	12	¼	\$266.61	\$333.26	0.99	
883-X*	Custom sizing per overall inch, up to 12". See page 6							\$28.66	\$35.82	Custom
884-8*	EP, CP	8	2¾	⅜	10	½	\$322.43	\$403.04	1.86	
884-10*	EP, CP	10	2¾	⅜	12	½	\$385.74	\$482.17	2.22	
884-12*	EP, CP	12	2¾	⅜	14	½	\$448.00	\$560.00	2.57	
884-18*	EP, CP	18	2¾	⅜	20	½	\$637.83	\$797.29	3.63	
884-24*	EP, CP	24	2¾	⅜	26	½	\$827.08	\$1,033.85	4.68	
884-X*	Custom sizing per overall inch, up to 26". See page 6							\$41.01	\$51.26	Custom

Designed for ¾" thick doors/drawers

Please see 880-882, 890-892 series on pages 69 and 71 for examples of complementary pulls

***AVAILABLE IN THROUGH-BOLT MOUNT ONLY
USES #5 WOOD SCREWS**



888, 889
NEW!



ITEM	APPLICATION	CtC	"A"	"B"	OVERALL	THICKNESS	LIST PRICE EACH		Wt/ea in lbs	
							TIER 1	TIER 2		
888-2*	EP, CP	2	2 ¼	3/32	3	¼	\$67.50	\$84.38	0.29	
888-4*	EP, CP	4	2 ¼	3/32	5	¼	\$108.10	\$135.13	0.45	
888-5*	EP, CP	5	2 ¼	3/32	6	¼	\$128.40	\$160.50	0.53	
888-6*	EP, CP	6	2 ¼	3/32	7	¼	\$148.70	\$185.88	0.61	
888-8*	EP, CP	8	2 ¼	3/32	10	¼	\$209.60	\$262.00	0.85	
888-10*	EP, CP	10	2 ¼	3/32	12	¼	\$250.20	\$312.75	1.01	
888-X*	Custom sizing per overall inch, up to 12". See page 6							\$26.94	\$33.68	Custom
889-8*	EP, CP	8	2 ¾	3/32	10	½	\$302.75	\$378.44	1.93	
889-10*	EP, CP	10	2 ¾	3/32	12	½	\$362.00	\$452.50	2.28	
889-12*	EP, CP	12	2 ¾	3/32	14	½	\$421.20	\$526.50	2.63	
889-18*	EP, CP	18	2 ¾	3/32	20	½	\$598.90	\$748.63	3.69	
889-24*	EP, CP	24	2 ¾	3/32	26	½	\$776.60	\$970.75	4.75	
889-X*	Custom sizing per overall inch, up to 26". See page 6							\$38.50	\$48.13	Custom

Designed for ¾" thick doors/drawers

Please see 885-887 series on page 70 for examples of complementary pulls

***AVAILABLE IN THROUGH-BOLT MOUNT ONLY**
USES #5 WOOD SCREWS



EVERY PIECE IS METICULOUSLY FINISHED BY HAND



ROSES AND BACKPLATES

160-162, 220,
9160-9163,
9165-9169

ITEM	APPLICATION	SCREW	DIA.	PROJ.	LIST PRICE EACH		Wt/ea in lbs
					TIER 1	TIER 2	
160	BP	8-32	1 1/2	1/8	\$16.53	\$20.60	0.07
161	BP	8-32	2 1/8	1/8	\$17.46	\$21.85	0.14
162	BP	8-32	2 1/2	1/8	\$20.02	\$25.14	0.19
220	BP	1/4-20	1 1/2	1/4	\$20.35	\$23.19	0.14
9160	BP	1/4-20	3/4	1/8	\$10.67	\$15.29	0.02
9161	BP	1/4-20	1	1/8	\$14.61	\$18.02	0.03
9162	BP	1/4-20	1 1/4	1/8	\$14.75	\$18.19	0.05
9163	BP	1/4-20	1 1/2	1/8	\$15.66	\$19.33	0.07
9165	BP	1/4-20	1 3/4	1/8	\$16.63	\$20.46	0.10
9166	BP	1/4-20	5/8	1/8	\$7.36	\$9.13	0.01
9167	BP	8-32	1	1/8	\$14.61	\$18.02	0.03
9168	BP	8-32	5/8	1/8	\$7.36	\$9.13	0.02
9169	BP	8-32	1/2	1/8	\$7.36	\$9.13	0.01

Roses also available inset with leather—
see L910-L912 series on page 120

**161, 162, 9169 AVAILABLE FOR USE WITH 1/4-20
SCREWS UPON REQUEST**
**220, 9160, 9162, 9165 AVAILABLE FOR USE WITH 8-32
SCREWS UPON REQUEST**

202, 203,
9202, 9203

ITEM	APPLICATION	SCREW	DIA.	PROJ.	LIST PRICE EACH		Wt/ea in lbs
					TIER 1	TIER 2	
202	BP	8-32	1 3/4	3/16	\$17.93	\$22.41	0.13
203	BP	8-32	1 1/2	3/16	\$15.66	\$19.33	0.08
9202	BP	1/4-20	1 3/4	3/16	\$17.93	\$22.41	0.13
9203	BP	1/4-20	1 1/2	3/16	\$15.66	\$19.33	0.08

B203, B9203



ITEM	APPLICATION	SCREW	DIA.	PROJ.	LIST PRICE EACH		Wt/ea in lbs
					TIER 1	TIER 2	
B203	BP	8-32	1 1/2	3/16	\$17.58	\$19.38	0.09
B9203	BP	1/4-20	1 1/2	3/16	\$17.66	\$21.80	0.08

592



ITEM	APPLICATION	SCREW	DIA.	PROJ.	LIST PRICE EACH		Wt/ea in lbs
					TIER 1	TIER 2	
592	BP	8-32	1 3/4	5/16	\$30.76	\$36.29	0.14

AVAILABLE FOR USE WITH 1/4-20 SCREWS UPON REQUEST

9620-9622



ITEM	APPLICATION	SCREW	DIA.	PROJ.	LIST PRICE EACH		Wt/ea in lbs
					TIER 1	TIER 2	
9620	BP	8-32	1 1/4	3/16	\$27.20	\$32.10	0.07
9621	BP	8-32	1 1/2	3/16	\$31.53	\$37.19	0.10
9622	BP	8-32	1 3/4	3/16	\$35.68	\$42.10	0.14

AVAILABLE FOR USE WITH 1/4-20 SCREWS UPON REQUEST

9623-9625, 9945



ITEM	APPLICATION	SCREW	DIA.	PROJ.	LIST PRICE EACH		Wt/ea in lbs
					TIER 1	TIER 2	
9945	BP	8-32	1	3/16	\$21.97	\$25.92	0.06
9623	BP	8-32	1 1/4	3/16	\$37.25	\$43.96	0.09
9624	BP	8-32	1 1/2	3/16	\$42.17	\$49.76	0.13
9625	BP	8-32	1 3/4	3/16	\$48.82	\$57.63	0.17

AVAILABLE FOR USE WITH 1/4-20 SCREWS UPON REQUEST

9626-9628



ITEM	APPLICATION	SCREW	DIA.	PROJ.	LIST PRICE EACH		Wt/ea in lbs
					TIER 1	TIER 2	
9626	BP	8-32	1 1/4	3/16	\$37.25	\$43.96	0.08
9627	BP	8-32	1 1/2	3/16	\$42.17	\$49.76	0.11
9628	BP	8-32	1 3/4	3/16	\$48.82	\$57.63	0.15

AVAILABLE FOR USE WITH 1/4-20 SCREWS UPON REQUEST

9950-9953



ITEM	APPLICATION	SCREW	DIA.	PROJ.	LIST PRICE EACH		Wt/ea in lbs
					TIER 1	TIER 2	
9950	BP	8-32	1	1/8	\$20.88	\$24.63	0.04
9951	BP	8-32	1 1/4	1/8	\$26.08	\$30.84	0.06
9952	BP	8-32	1 1/2	1/8	\$31.30	\$36.93	0.09
9953	BP	8-32	1 3/4	1/8	\$36.82	\$43.44	0.12

Also available inset with leather—
see L920-L922 series on page 120

AVAILABLE FOR USE WITH 1/4-20 SCREWS UPON REQUEST

9420




ITEM	APPLICATION	SCREW	CtC	WIDTH	OVERALL	PROJ.	LIST PRICE EACH		Wt/ea in lbs	
							TIER 1	TIER 2		
9420-1*	BP	8-32	1	1	3	1/8	\$41.36	\$48.81	0.12	
9420-1.5*	BP	8-32	1 1/2	1	3 1/2	1/8	\$42.43	\$50.06	0.14	
9420-3*	BP	8-32	3	1	4 1/2	1/8	\$44.58	\$52.61	0.18	
9420-3.5*	BP	8-32	3 1/2	1	5 1/2	1/8	\$46.73	\$55.14	0.21	
9420-4*	BP	8-32	4	1	6 1/2	1/8	\$48.88	\$57.68	0.25	
9420-5*	BP	8-32	5	1	7 1/2	1/8	\$51.03	\$60.22	0.29	
9420-6*	BP	8-32	6	1	8 1/2	1/8	\$53.18	\$62.75	0.32	
9420-8*	BP	8-32	8	1	10 1/2	1/8	\$57.47	\$67.82	0.40	
9420-X*	Custom sizing per overall inch, up to 16 1/2". See page 6							\$11.43	\$13.49	Custom

Please see 420, 457, 458 series on pages 48 and 49 for coordinated pulls

***FOR USE WITH 420, 457, AND 458 SERIES ONLY**

9745, 9843, 9844, 9946



ITEM	APPLICATION	SCREW	CtC	WIDTH	OVERALL	PROJ.	LIST PRICE EACH		Wt/ea in lbs	
							TIER 1	TIER 2		
9745-4	BP	8-32	4	3/4	5	1/8	\$24.51	\$30.64	0.14	
9745-5	BP	8-32	5	3/4	6	1/8	\$29.41	\$36.76	0.17	
9745-6	BP	8-32	6	3/4	7	1/8	\$34.31	\$42.89	0.20	
9745-8	BP	8-32	8	3/4	9	1/8	\$44.12	\$55.15	0.26	
9745-10	BP	8-32	10	3/4	11	1/8	\$53.92	\$67.40	0.31	
9745-X	Custom sizing per overall inch, up to 16". See page 6							\$6.37	\$7.97	Custom
9843-8	BP	1/4-20	8	2	10	3/16	\$105.03	\$131.29	1.15	
9843-10	BP	1/4-20	10	2	12	3/16	\$126.04	\$157.55	1.38	
9843-12	BP	1/4-20	12	2	14	3/16	\$147.04	\$183.80	1.61	
9843-18	BP	1/4-20	18	2	20	3/16	\$210.06	\$262.58	2.30	
9843-24	BP	1/4-20	24	2	26	3/16	\$273.08	\$341.35	2.99	
9843-X	Custom sizing per overall inch, up to 30". See page 6							\$13.65	\$17.07	Custom
9844-8	BP	1/4-20	8	1 1/2	9	1/8	\$78.77	\$93.31	0.52	
9844-10	BP	1/4-20	10	1 1/2	11	1/8	\$103.19	\$122.23	0.63	
9844-X	Custom sizing per overall inch, up to 16". See page 6							\$13.60	\$16.11	Custom
9946-1.5	BP	8-32	1 1/2	1	2 1/2	1/8	\$40.28	\$47.53	0.10	
9946-4	BP	8-32	4	1	5	1/8	\$45.76	\$54.01	0.20	
9946-6	BP	8-32	6	1	7	1/8	\$49.87	\$58.84	0.27	
9946-8	BP	8-32	8	1	9	1/8	\$54.36	\$64.15	0.35	
9946-X	Custom sizing per overall inch, up to 16". See page 6							\$12.49	\$14.74	Custom

9745, 9946 AVAILABLE FOR USE WITH 1/4-20 SCREWS UPON REQUEST

9843, 9844 AVAILABLE FOR USE WITH 8-32 SCREWS UPON REQUEST

9845, 9943, 9944, 9948

CROSS SECTION



ITEM	APPLICATION	SCREW	CtC	WIDTH	OVERALL	PROJ.	LIST PRICE EACH		Wt/ea in lbs	
							TIER 1	TIER 2		
9845-4	BP	8-32	4	3/4	5	3/16	\$28.19	\$35.24	0.20	
9845-5	BP	8-32	5	3/4	6	3/16	\$33.82	\$42.27	0.24	
9845-6	BP	8-32	6	3/4	7	3/16	\$39.46	\$49.32	0.28	
9845-8	BP	8-32	8	3/4	9	3/16	\$50.74	\$63.42	0.36	
9845-10	BP	8-32	10	3/4	11	3/16	\$62.01	\$77.51	0.45	
9845-X	Custom sizing per overall inch, up to 27". See page 6							\$7.33	\$9.17	Custom
9943-8	BP	1/4-20	8	2	10	3/16	\$120.78	\$150.98	1.12	
9943-10	BP	1/4-20	10	2	12	3/16	\$144.95	\$181.18	1.35	
9943-12	BP	1/4-20	12	2	14	3/16	\$169.10	\$211.37	1.58	
9943-18	BP	1/4-20	18	2	20	3/16	\$241.57	\$301.97	2.26	
9943-24	BP	1/4-20	24	2	26	3/16	\$314.04	\$392.55	2.94	
9943-X	Custom sizing per overall inch, up to 27". See page 6							\$15.70	\$19.63	Custom
9944-8	BP	1/4-20	8	1 1/2	9	3/16	\$90.60	\$107.31	0.76	
9944-10	BP	1/4-20	10	1 1/2	11	3/16	\$118.68	\$140.57	0.93	
9944-X	Custom sizing per overall inch, up to 27". See page 6							\$15.64	\$18.53	Custom
9948-4	BP	8-32	4	1 1/4	5	3/16	\$48.70	\$57.45	0.35	
9948-6	BP	8-32	6	1 1/4	7	3/16	\$52.80	\$62.28	0.49	
9948-8	BP	8-32	8	1 1/4	9	3/16	\$57.29	\$67.61	0.63	
9948-X	Custom sizing per overall inch, up to 27". See page 6							\$11.82	\$13.95	Custom

9845, 9948 AVAILABLE FOR USE WITH 1/4-20 SCREWS UPON REQUEST
9943, 9944 AVAILABLE FOR USE WITH 8-32 SCREWS UPON REQUEST

9846, 9847, 9947



ITEM	APPLICATION	SCREW	CtC	WIDTH	OVERALL	PROJ.	LIST PRICE EACH		Wt/ea in lbs	
							TIER 1	TIER 2		
9846-4	BP	8-32	4	3/4	6	1/8	\$30.64	\$38.30	0.17	
9846-5	BP	8-32	5	3/4	7	1/8	\$36.76	\$45.95	0.20	
9846-6	BP	8-32	6	3/4	8	1/8	\$42.89	\$53.61	0.23	
9846-8	BP	8-32	8	3/4	10	1/8	\$55.15	\$68.94	0.29	
9846-10	BP	8-32	10	3/4	12	1/8	\$67.40	\$84.25	0.35	
9846-X	Custom sizing per overall inch, up to 16". See page 6							\$7.96	\$9.96	Custom
9847-8	BP	1/4-20	8	2	10	3/16	\$131.29	\$164.11	0.77	
9847-10	BP	1/4-20	10	2	12	3/16	\$157.55	\$196.94	0.92	
9847-12	BP	1/4-20	12	2	14	3/16	\$183.80	\$229.75	1.08	
9847-18	BP	1/4-20	18	2	20	3/16	\$262.58	\$328.23	1.54	
9847-24	BP	1/4-20	24	2	26	3/16	\$341.35	\$426.69	2.00	
9847-X	Custom sizing per overall inch, up to 30". See page 6							\$17.06	\$21.34	Custom
9947-4	BP	8-32	4	1	6	1/8	\$57.93	\$68.35	0.24	
9947-6	BP	8-32	6	1	8	1/8	\$62.00	\$73.16	0.31	
9947-8	BP	8-32	8	1	10	1/8	\$67.24	\$79.35	0.39	
9947-X	Custom sizing per overall inch, up to 16". See page 6							\$12.06	\$14.24	Custom

9846, 9947 AVAILABLE FOR USE WITH 1/4-20 SCREWS UPON REQUEST
9847 AVAILABLE FOR USE WITH 8-32 SCREWS UPON REQUEST



9848, 9849, 9949

CROSS SECTION



ITEM	APPLICATION	SCREW	CtC	WIDTH	OVERALL	PROJ.	LIST PRICE EACH		Wt/ea in lbs	
							TIER 1	TIER 2		
9848-4	BP	8-32	4	3/4	6	3/16	\$32.17	\$40.22	0.25	
9848-5	BP	8-32	5	3/4	7	3/16	\$38.60	\$48.25	0.29	
9848-6	BP	8-32	6	3/4	8	3/16	\$45.03	\$56.29	0.33	
9848-8	BP	8-32	8	3/4	10	3/16	\$57.91	\$72.39	0.41	
9848-10	BP	8-32	10	3/4	12	3/16	\$70.77	\$88.46	0.50	
9848-X	Custom sizing per overall inch, up to 27". See page 6							\$8.36	\$10.46	Custom
9849-8	BP	1/4-20	8	2	10	3/16	\$137.85	\$172.32	1.13	
9849-10	BP	1/4-20	10	2	12	3/16	\$165.43	\$206.79	1.36	
9849-12	BP	1/4-20	12	2	14	3/16	\$192.99	\$241.24	1.59	
9849-18	BP	1/4-20	18	2	20	3/16	\$275.71	\$344.64	2.27	
9849-24	BP	1/4-20	24	2	26	3/16	\$358.42	\$448.02	2.95	
9849-X	Custom sizing per overall inch, up to 27". See page 6							\$17.91	\$22.41	Custom
9949-4	BP	8-32	4	1 1/4	6	3/16	\$60.85	\$71.80	0.42	
9949-6	BP	8-32	6	1 1/4	8	3/16	\$64.92	\$76.62	0.57	
9949-8	BP	8-32	8	1 1/4	10	3/16	\$70.17	\$82.81	0.71	
9949-X	Custom sizing per overall inch, up to 27". See page 6							\$12.64	\$14.91	Custom

**9848, 9949 AVAILABLE FOR USE WITH 1/4-20 SCREWS UPON REQUEST
9849 AVAILABLE FOR USE WITH 8-32 SCREWS UPON REQUEST**




BACKPLATES ADD A SENSE OF ELEGANCE TO EVERY APPLICATION



PIVOT HINGES


3 1/2, 4



ITEM	APPLICATION	A	B	C	D	MAX LOAD	LIST PRICE EACH		Wt/ea in lbs
							TIER 1	TIER 2	
3 1/2	HINGE	3 7/8	5/8	1/4	1 5/8	70 lbs	\$104.50	\$130.76	0.92
4	HINGE	4 3/8	5/8	1/4	1 7/8	70 lbs	\$126.89	\$158.70	1.07

List price per pair. One pair of pivots per door (opening)
 Not Available in Distressed Finishes

5, 6, 6B




ITEM	APPLICATION	A	B	C	D	MAX LOAD	LIST PRICE EACH		Wt/ea in lbs
							TIER 1	TIER 2	
5	HINGE	4 3/8	5/8	1/4	1 7/8	70 lbs	\$190.39	\$238.16	1.10
6	HINGE	4 3/8	5/8	3/8	1 7/8	250 lbs	\$337.35	\$421.97	1.40
6B	HINGE	4 3/8	5/8	3/8	1 7/8	250 lbs	\$337.35	\$421.97	1.24

Reversible and non-handed (left or right-handed). One pair of pivots per door (opening)
 Not Available in Distressed Finishes

B = THREE PIVOT LEAVES AND #8 BASE CONSTITUTE THE PAIR OF PIVOTS

5FH, 6FH, 6FHB



ITEM	APPLICATION	A	B	C	D	MAX LOAD	LIST PRICE EACH		Wt/ea in lbs
							TIER 1	TIER 2	
5FH	HINGE	4 3/8	5/8	1/4	1 7/8	70 lbs	\$191.27	\$239.28	1.07
6FH	HINGE	4 3/8	5/8	3/8	1 7/8	250 lbs	\$338.91	\$423.95	1.37
6FHB	HINGE	4 3/8	5/8	3/8	1 7/8	250 lbs	\$338.91	\$423.95	1.21

Reversible and non-handed (left or right-handed). One pair of pivots per door (opening)
 Not Available in Distressed Finishes

FH = FLAT HEAD PIVOT SCREW, B = THREE PIVOT LEAVES AND #8 BASE CONSTITUTE THE PAIR OF PIVOTS

8

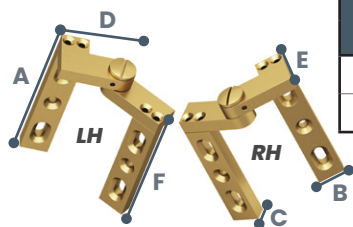


ITEM	APPLICATION	DIA.	DEPTH	OVERALL	LIST PRICE EACH		Wt/ea in lbs
					TIER 1	TIER 2	
8	HINGE	3/4	1	1 1/4	\$35.13	\$43.98	0.17

Installs in floor as base for the No. 6B and 6FHB pivots

Not Available in Distressed Finishes

9LH, 9RH



ITEM	APPLICATION	A	B	C	D	E	F	MAX LOAD	LIST PRICE EACH		Wt/ea in lbs
									TIER 1	TIER 2	
9LH	HINGE	4	3/4	3/8	2	1 1/4	3 9/16	200 lbs	\$279.60	\$349.91	0.86
9RH	HINGE	4	3/4	3/8	2	1 1/4	3 9/16	200 lbs	\$279.60	\$349.91	0.86

Removable pin intermediate pivot hinge

Not Available in Distressed Finishes

LH = left-handed, RH = right-handed

GARMENT RODS

ER110, SER110



ER110



1.5" diameter mounting flange

SER110



1.25" diameter mounting flange
for narrower stile

ITEM	APPLICATION	ROD DIA.	CLOSED PROJ.	EXTENDED PROJ.	OVERALL	MAX LOAD	LIST PRICE EACH		Wt/ea in lbs
							TIER 1	TIER 2	
ER110	GARMENT ROD	1 ⁵ / ₃₂	7/8	9 3/4	11	20 lbs*	\$157.22	\$186.13	0.93
SER110	GARMENT ROD	1 ⁵ / ₃₂	7/8	9 3/4	11	20 lbs*	\$157.22	\$186.13	0.86

Please call the factory for pricing on custom pull-out garment rods

Garment rods also available inset with leather—see LER111 series on page 120

USES 8-32 SCREWS
***TESTED ON WALL STUD ONLY**



BATH ACCESSORIES AND TOWEL BARS

42



ITEM	APPLICATION	CtC	CROSS SEC.	POST DIA.	OVERALL	PROJ. W/ ROSE	LIST PRICE EACH	Wt/ea in lbs	
							ALL		
42-12	TB, AP, DP, SDP	12	7/16	1 1/4	14 1/2	2 5/8	\$325.39	2.64	
42-18	TB, AP, DP, SDP	18	7/16	1 1/4	20 1/2	2 5/8	\$495.96	2.95	
42-24	TB, AP, DP, SDP	24	7/16	1 1/4	26 1/2	2 5/8	\$650.77	3.29	
42-30	TB, AP, DP, SDP	30	7/16	1 1/4	32 1/2	2 5/8	\$794.63	3.64	
42-X	Custom sizing per overall inch, up to 32 1/2". See page 6							\$31.08	Custom

Please see 1330, 1311 on page 29 for examples of complementary knobs
 Available in Two-Tone Finish, please refer to page 6
 Not Available in Distressed Finishes

USES 1/4-20 SCREWS

43



ITEM	APPLICATION	CtC	CROSS SEC.	POST DIA.	OVERALL	PROJ. W/ ROSE	LIST PRICE EACH	Wt/ea in lbs	
							ALL		
43-12	TB, AP, DP, SDP	12	7/16	1 1/4	13 1/2	2 5/8	\$301.42	2.59	
43-18	TB, AP, DP, SDP	18	7/16	1 1/4	19 1/2	2 5/8	\$459.01	2.90	
43-24	TB, AP, DP, SDP	24	7/16	1 1/4	25 1/2	2 5/8	\$602.84	3.25	
43-30	TB, AP, DP, SDP	30	7/16	1 1/4	31 1/2	2 5/8	\$700.39	3.59	
43-X	Custom sizing per overall inch, up to 31 1/2". See page 6							\$34.40	Custom

Please see 1311, 1312; 1386, 1387 on pages 29 and 30 for examples of complementary knobs
 Available in Two-Tone Finish, please refer to page 6
 Not Available in Distressed Finishes

USES 1/4-20 SCREWS

44



ITEM	APPLICATION	CtC	BAR DIA.	POST DIA.	OVERALL	PROJ. W/ ROSE	LIST PRICE EACH	Wt/ea in lbs	
							ALL		
44-12	TB, AP, DP, SDP	12	3/4	1 1/8	13 1/2	3 1/2	\$270.77	2.82	
44-18	TB, AP, DP, SDP	18	3/4	1 1/8	19 1/2	3 1/2	\$406.13	3.24	
44-24	TB, AP, DP, SDP	24	3/4	1 1/8	25 1/2	3 1/2	\$541.53	3.69	
44-30	TB, AP, DP, SDP	30	3/4	1 1/8	31 1/2	3 1/2	\$633.41	4.14	
44-X	Custom sizing per overall inch, up to 31 1/2". See page 6							\$26.72	Custom

Available in Two-Tone Finish, please refer to page 6

USES 1/4-20 SCREWS

45



ITEM	APPLICATION	CtC	BAR DIA.	POST CROSS SEC.	OVERALL	PROJ. W/ ROSE	LIST PRICE EACH	Wt/ea in lbs	
							ALL		
45-12	TB, AP, DP, SDP	12	3/4	3/4 x 1	13 1/4	3 1/2	\$270.77	2.46	
45-18	TB, AP, DP, SDP	18	3/4	3/4 x 1	19 1/4	3 1/2	\$406.13	2.88	
45-24	TB, AP, DP, SDP	24	3/4	3/4 x 1	25 1/4	3 1/2	\$541.53	3.33	
45-30	TB, AP, DP, SDP	30	3/4	3/4 x 1	31 1/4	3 1/2	\$633.41	3.78	
45-X	Custom sizing per overall inch, up to 31 1/4". See page 6							\$27.06	Custom

Available in Two-Tone Finish, please refer to page 6

USES 1/4-20 SCREWS

3004




ITEM	APPLICATION	DIA.	ROSE DIA.	PROJ.	LIST PRICE EACH	Wt/ea in lbs
					ALL	
3004	HOOK	1	1½	3	\$93.23	0.65

*This is available in both through-bolt and surface mounting
Available in Two-Tone Finish, please refer to page 6*

USES 1/4-20 SCREWS

3013



ITEM	APPLICATION	CROSS SEC.	ROSE CROSS SEC.	PROJ.	LIST PRICE EACH	Wt/ea in lbs
					ALL	
3013	HOOK	¾ x 1	1¼ x 1½	3	\$127.64	0.65

*This is available in both through-bolt and surface mounting
Available in Two-Tone Finish, please refer to page 6*

USES 1/4-20 SCREWS



EVERY PART IS MADE FROM SCRATCH IN SOLID BRASS



MISCELLANEOUS

101M, 101W



ITEM	APPLICATION	DIA.	PROJ.	LIST PRICE EACH		Wt/ea in lbs
				BBRS	BCHR	
101M	SHUTTER HOLDER	9/16	1 1/4	\$19.97	\$19.97	0.15
101W	SHUTTER HOLDER	9/16	1 1/4	\$16.75	\$16.75	0.15

Rust-proof bullet and clip. Specify masonry (M) or wood (W) application.
Two finishes only: BBRS = **Burnished Brass**; BCHR = **Burnished Chrome**

9147-9156



ITEM	APPLICATION	DIA.	PROJ.	SCREW SIZE	LIST PRICE EACH		Wt/ea in lbs
					TIER 1	TIER 2	
9147	CAP SCREW	5/8	1/8	8-32 x 3/4	\$15.61	\$18.99	0.02
9148	CAP SCREW	5/8	1/8	1/4-20 x 1	\$15.61	\$18.99	0.02
9149	CAP SCREW	1 1/4	1/8	8-32 x 3/4	\$18.82	\$21.48	0.06
9150	CAP SCREW	3/4	1/8	1/4-20 x 1	\$16.13	\$19.48	0.03
9151	CAP SCREW	1 1/2	1/8	8-32 x 3/4	\$20.32	\$23.19	0.07
9152	CAP SCREW	1 1/2	1/8	1/4-20 x 1	\$20.32	\$23.19	0.07
9153	CAP SCREW	1	1/8	1/4-20 x 1	\$17.93	\$20.48	0.04
9154	CAP SCREW	1	1/8	8-32 x 3/4	\$17.93	\$20.48	0.04
9155	CAP SCREW	1 1/4	1/8	1/4-20 x 1	\$18.82	\$21.48	0.06
9156	CAP SCREW	3/4	1/8	8-32 x 3/4	\$16.13	\$19.48	0.03

If a different screw length is required, please specify length of screw when ordering

Cap screws offer an elegant way to finish the opposing side of a door pull. In this example, cap screws beautifully complete the inside of this shower door pull.





The TANNER'S CRAFT[®]

www.tannerscraft.com




LEATHER COLORS AND APPEARANCE

PLEASE NOTE

- Leather is a natural product and variations in the appearance of the leather are both normal and to be expected.
- If your customer is concerned about normal color variations, we can arrange for a sample cutting for approval, or CFA, of the leather selected. If a CFA is requested, we will warrant that the leather that will be delivered will match the CFA sent to you. Please advise us as to the item and quantity to be ordered so we can ensure that we hold the necessary amount of material needed for the order.
- If a CFA is **NOT** requested, the leather delivered will match the current die lot that we receive from the leather. We cannot be held responsible for variations, and such variations do not constitute a defect.

LEATHER AND METAL FINISH CARE


- Leather is not something that should be frequently cleaned. Leather will age with use and may darken over time.
- May be cleaned with proper leather cleaner that helps preserve the hide's natural oils as opposed to one that strips the natural oils off.
- Always test the cleaner of your choice in an inconspicuous area to ensure that it is compatible with your leather.
- See ***Terms and Conditions of Sale*** on page 9 for Metal Finish Warranty.



IMAGINE THE CUSTOM POSSIBILITIES

Colonial's custom manufacturing capabilities are always available to our customers.

That expertise, when combined with the beauty of Leather, makes for a truly creative result—a custom door handle wrapped in Shagreen Gris Ligerero or an L828 handle wrapped in customer-supplied stingray skins.



Custom Shagreen Gris Ligerero Leather Offset Front Door Pull




Custom Authentic Stingray Shagreen Leather Cabinet Door Pull

IS LEATHER A PRACTICAL CHOICE FOR THE KITCHEN?

WELL, EVOO DOESN'T FRIGHTEN OUR LEATHER...
(AND NEITHER DOES ANY OTHER KITCHEN OIL OR GREASE)

We rubbed our leathers with olive oil, butter, and other greasy kitchen condiments to test the assertion that it could stand up to the rigors of the kitchen, and every piece of leather came through these tests unfazed.



Being true skeptics, however, we wanted to really see how durable leather truly is, so we conducted an experiment:

We removed the standard chrome pull on our factory men's room door and replaced it with a pull wrapped in leather. We wanted to see how leather stood up to frequent use in an environment where **grease, buffing compounds, machine oils** and **similar soils** were the norm.

We are pleased to report that even after **more than two years** of use, the leather remained beautiful despite the soils, grease, and grime of 40 men who washed up in that room at least three times every day. The un-retouched before and after photos below speak for themselves.

DURABILITY TEST

HOW HARD DID WE WORK THE LEATHER?
JUST THE FACTS...

40 MALE EMPLOYEES x 3 TIMES EVERY DAY x 5 DAYS EVERY WEEK x 127 WEEKS SINCE INSTALLATION =
76,200 DUTY CYCLES

That equates to an average family of four's usage for **17 years**



**AFTER MORE THAN 2 YEARS
IN USE BEFORE LAST
CLEANING**

CLOSE-UP OF THE PULL
PRIOR TO THE MOST RECENT
CLEANING WITH LEATHER
CLEANER



**AFTER MORE THAN 2 YEARS
IN USE AFTER LAST
CLEANING**

CLOSE-UP OF THE SAME
TWO-YEAR-OLD PULL AFTER
A QUICK CLEANING WITH
LEATHER CLEANER

LEATHERS



L2
CHINA
BLACK/GOLD



L3
ROYAL HIDE
FLAME




L4
ARTISAN
SADDLEBAG




L5
METALLIC DREAM
COW NORTHSTAR



L8
NAPOLI
BLACK




L9
NAPOLI
BLACK CHERRY




L10
NAPOLI
PITCH BROWN




L11
ROYAL
HIDE RUM




L13
SHAGREEN
SMOKEY




L14
WILD BOAR
NATURAL




L15
WILD BOAR
PITCH BROWN




L16
WOVEN
FUDGE




L19
SHAGREEN CITY
LIGHTS SMOKE



L20
OSTRICH
GREY SLATE




L23
RATTLESNAKE
WHITE



L24
PINSEAL
SEAL ROCK



L28
PINSEAL
BRUSHED STEEL




L31
PINSEAL
BLACK SEAL



L32
SULKY ANTIQUE
WHITE



L33
WOVEN BITTER
CHOCOLATE



L34
ROYAL HIDE
DEAD WHITE




L36
SHAGREEN
GRIS LIGERO



L38
SULKY BLACK



L40
LUSTER LEATHER
STEEL BLUE



L43
SHAGREEN
INK

SEE PAGES 2-4 FOR METAL FINISHES


LEATHERS



L44
SHAGREEN
WHITE



L45
SHAGREEN
CAVIAR




L46
WOVEN CHERRY
ROYALE




L47
PINSEAL
PITCH BROWN




L48
WORN LEATHER
CAPPUCCINO




L50
LUV-A-BULL
DARKEST BLUE



L51
CASHMERE CALF
DUSKY PINK



L55
ROYAL HIDE
EVERGREEN



L56
NATURAL
HAIR ON HIDE



L58
CHATHAM
CAYENNE
NEW!

SEE PAGES 2-4 FOR METAL FINISHES

HOW DO WE FINISH THE SEAM ON OUR LEATHER PULLS?

In 2024 we introduced a new and improved method for securing the wrapped leather on our pulls. To conceal the seam, we incorporated a matching, finished solid brass strip, resulting in a clean and refined feel and appearance. Please see the example shown below.

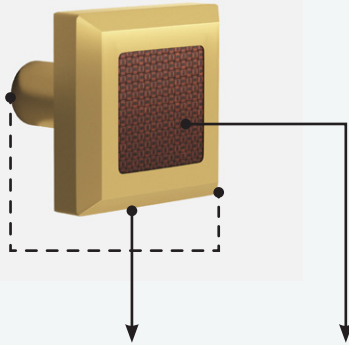


With the addition of this decorative seam, you now have the option of orienting this finished strip on the front of the pull as a decorative accent. To use this option, please specify the prefix of the item number as "LB" instead of "L". For example, to order an L1360-5-4XL15 with the brass strip in front as shown below, please specify the item number as **LB1360-5-4XL15**.



ORDER GUIDE

KNOB



STEP 1: SHAPE AND SIZE **STEP 2:** FINISH **STEP 3:** LEATHER

L126 4 X L16

SQUARE KNOB SATIN BRASS WOVEN FUDGE

PULL



STEP 1: SHAPE AND SIZE **STEP 2:** FINISH **STEP 3:** LEATHER

L300 8 4 X L2

CABINET PULL CENTER-TO-CENTER SATIN BRASS CHINA BLACK/GOLD

For custom length Tanner's Craft® **L270, L271, L272, L273, L275, L276, L460, and L711's**, in the event we do **NOT** already have a cutting die for the custom size desired, a **\$275.00 list** cutting die charge will be added to the cost.

The cutting die will be used to cut the leather precisely to fit your custom length handle. Customer Service will advise you whether the additional die charge is required.

Please note that the maximum length of leather we can provide is 64 inches.

See **page 6** for custom length Instructions.

Custom Leather Colors for Tanner's Craft®

If leather other than our standard leathers is desired, a 15% minimum upcharge will be applied to each item. We will require the following information: (1) the color and source of the leather (i.e., Edelman, Garrett, etc.) and (2) the Tanner's Craft® item number and quantity needed. Once we review the feasibility of your selection, we will tell you how much leather you need to purchase. Please bear in mind that most leather suppliers have minimum purchase requirements of a half hide. We will use the requested leather to fabricate the custom hardware and endeavor to return as much of the remaining leather as possible in a usable form to your customer.

TANNER'S CRAFT® CABINET KNOBS

L110-L112



ITEM	APPLICATION	DIA.	PROJ.	LIST PRICE EACH	Wt/ea in lbs
				ALL	
L110	CK	1	1 3/16	\$77.18	0.11
L111	CK	1 1/4	1 3/16	\$82.38	0.16
L112	CK	1 1/2	1 3/16	\$87.58	0.22

Shown with L40, Luster Leather Steel Blue leather


L120-L122



ITEM	APPLICATION	DIA.	PROJ.	LIST PRICE EACH	Wt/ea in lbs
				ALL	
L120	CK	1	1 3/16	\$82.14	0.13
L121	CK	1 1/4	1 3/16	\$87.58	0.19
L122	CK	1 1/2	1 3/16	\$93.03	0.26

Shown with L36, Shagreen Gris Ligerio leather

L126, L127



ITEM	APPLICATION	DIA.	PROJ.	LIST PRICE EACH	Wt/ea in lbs
				ALL	
L126	CK	1 1/4	1 3/16	\$104.91	0.18
L127	CK	1 1/2	1 3/16	\$108.21	0.25

Shown with L16, Woven Fudge leather

Please see L270, L271, L275 series on page 113 for examples of complementary pulls

L378



ITEM	APPLICATION	DIA.	PROJ.	LIST PRICE EACH	Wt/ea in lbs
				ALL	
L378	CK	1 1/4	1	\$94.06	0.14

Shown with L55, Royal Hide Evergreen leather

For this series, the Tanner's Craft® offers many complementary pull designs

L510-L512



ITEM	APPLICATION	DIA.	PROJ.	LIST PRICE EACH	Wt/ea in lbs
				ALL	
L510	CK	1	1 3/16	\$77.19	0.11
L511	CK	1 1/4	1 3/16	\$82.38	0.16
L512	CK	1 1/2	1 3/16	\$87.58	0.22

Shown with L11, Royal Hide Rum leather

For this series, the Tanner's Craft® offers many complementary pull designs

L520-L522



ITEM	APPLICATION	DIA.	PROJ.	LIST PRICE EACH	Wt/ea in lbs
				ALL	
L520	CK	1	1 3/16	\$82.14	0.13
L521	CK	1 1/4	1 3/16	\$87.58	0.19
L522	CK	1 1/2	1 3/16	\$93.03	0.27

Shown with L3, Royal Hide Flame leather

Please see L660, L661; L827-L829; L1360-L1363 series on pages 116, 117, and 119 for examples of complementary pulls

L526, L527



ITEM	APPLICATION	DIA.	PROJ.	LIST PRICE EACH	Wt/ea in lbs
				ALL	
L526	CK	1 1/4	1 3/16	\$104.91	0.18
L527	CK	1 1/2	1 3/16	\$108.21	0.25

Shown with L38, Sulky Black leather

Please see L272, L273, L276 series on page 114 for examples of complementary pulls

L826



ITEM	APPLICATION	CROSS SEC.	OVERALL	PROJ.	LIST PRICE EACH	Wt/ea in lbs
					ALL	
L826	CK	3/4 x 3/8	1 1/2	1 1/8	\$107.78	0.11

Shown with L28, Pinseal Brushed Steel leather

Please see L660, L661; L827-L829 series on pages 116 and 117 for examples of complementary pulls

TANNER'S CRAFT® PULLS

L205, L232, L832



ITEM	APPLICATION	CtC	DIA.	OVERALL	PROJ.	LIST PRICE EACH	Wt/ea in lbs
						ALL	
L205-6	CP, DP, SDP	6	1/2	6 1/2	1 3/4	\$189.67	0.42
L205-8	CP, DP, SDP	8	1/2	8 1/2	1 3/4	\$212.15	0.52
L205-X	Custom sizing per overall inch, from 6 1/2 to 24 1/2". See page 108					\$35.19	Custom
L232-6	CP, AP, DP, SDP	6	3/4	6 3/4	2 1/2	\$253.68	1.16
L232-8	CP, AP, DP, SDP	8	3/4	8 3/4	2 1/2	\$338.22	1.38
L232-10	CP, AP, DP, SDP	10	3/4	10 3/4	2 1/2	\$422.76	1.61
L232-12	AP, DP, SDP	12	3/4	12 3/4	2 1/2	\$507.33	1.83
L232-X	Custom sizing per overall inch, from 6 3/4 to 30 3/4". See page 108					\$50.49	Custom
L832-6	CP, AP, DP, SDP	6	3/4	6 3/4	1 7/8	\$253.67	1.01
L832-8	CP, AP, DP, SDP	8	3/4	8 3/4	1 7/8	\$338.22	1.24
L832-10	CP, AP, DP, SDP	10	3/4	10 3/4	1 7/8	\$422.76	1.47
L832-12	AP, DP, SDP	12	3/4	12 3/4	1 7/8	\$507.33	1.70
L832-X	Custom sizing per overall inch, from 6 3/4 to 30 3/4". See page 108					\$50.49	Custom

Shown with L13, Shagreen Smokey leather

Please see L510-L512, L378 series on pages 110 and 109 for examples of complementary knobs

L232, L832 USES 1/4-20 SCREWS



**L242, L244, L246,
L247, L300, L842,
L846**



ITEM	APPLICATION	CtC	DIA.	OVERALL	PROJ.	LIST PRICE EACH	Wt/ea in lbs
						ALL	
L242-8	CP, AP, DP, SDP	8	1	9 1/4	2 1/16	\$453.15	1.13
L242-10	AP, DP, SDP	10	1	11 1/4	2 1/16	\$540.02	1.24
L242-12	AP, DP, SDP	12	1	13 1/4	2 1/16	\$641.96	1.36
L242-18	AP, DP, SDP	18	1	19 1/4	2 1/16	\$932.39	1.71
L242-X	Custom sizing per overall inch, up to 19 1/4". See page 108					\$63.01	Custom
L244-20	AP, DP, SDP	20	1 1/4	24	2 3/8	\$1,496.41	4.16
L244-24	AP, DP, SDP	24	1 1/4	28	2 3/8	\$1,745.87	4.55
L244-30	AP, DP, SDP	30	1 1/4	34	2 3/8	\$2,119.98	5.13
L244-X	Custom sizing per overall inch, up to 38". See page 108					\$81.06	Custom
L246-6	CP, AP, DP, SDP	6	3/4	7	1 5/8	\$295.90	0.50
L246-8	CP, AP, DP, SDP	8	3/4	9	1 5/8	\$412.65	0.56
L246-10	AP, DP, SDP	10	3/4	11	1 5/8	\$529.40	0.62
L246-12	AP, DP, SDP	12	3/4	13	1 5/8	\$646.15	0.67
L246-X	Custom sizing per overall inch, up to 19". See page 108					\$60.43	Custom
L247-5*	CP	5	5/8	6	1 5/16	\$217.51	0.33
L247-6*	CP, DP	6	5/8	7	1 5/16	\$253.78	0.34
L247-8*	CP, DP	8	5/8	9	1 5/16	\$326.28	0.38
L247-10*	DP	10	5/8	11	1 5/16	\$398.78	0.41
L247-12*	DP	12	5/8	13	1 5/16	\$471.28	0.45
L247-X*	Custom sizing per overall inch, up to 33". See page 108					\$47.13	Custom
L300-4*	CP	4	1/2	4 3/4	1 3/16	\$134.72	0.19
L300-5*	CP	5	1/2	5 3/4	1 3/16	\$157.34	0.22
L300-6*	CP	6	1/2	6 3/4	1 3/16	\$179.92	0.24
L300-8*	CP	8	1/2	8 3/4	1 3/16	\$239.40	0.29
L300-X*	Custom sizing per overall inch, up to 24 3/4". See page 108					\$35.67	Custom
L842-8	CP, AP, DP, SDP	8	1	10	2 1/8	\$453.15	1.45
L842-10	AP, DP, SDP	10	1	12	2 1/8	\$540.02	1.56
L842-12	AP, DP, SDP	12	1	14	2 1/8	\$641.96	1.68
L842-18	AP, DP, SDP	18	1	20	2 1/8	\$932.39	2.03
L842-24	AP, DP, SDP	24	1	26	2 1/8	\$1,223.34	2.38
L842-30	AP, DP, SDP	30	1	32	2 1/8	\$1,513.05	2.73
L842-X	Custom sizing per overall inch, up to 34". See page 108					\$60.04	Custom
L846-6	CP, AP, DP, SDP	6	3/4	8	1 5/8	\$295.90	0.74
L846-8	CP, AP, DP, SDP	8	3/4	10	1 5/8	\$412.65	0.80
L846-10	AP, DP, SDP	10	3/4	12	1 5/8	\$529.40	0.86
L846-12	AP, DP, SDP	12	3/4	14	1 5/8	\$646.15	0.92
L846-X	Custom sizing per overall inch, up to 34". See page 108					\$54.77	Custom

Shown with L2, China Black/Gold leather
Please see L510-L512, L378 series on pages 110 and 109
for examples of complementary knobs

***L247, L300 AVAILABLE IN THROUGH-BOLT MOUNT ONLY**
L242, L244, L842 USES 1/4-20 SCREWS



L243



ITEM	APPLICATION	CtC	DIA.	OVERALL	PROJ.	LIST PRICE EACH	Wt/ea in lbs	
						ALL		
L243-20	AP, DP, SDP	20	1 1/4	24	2 3/8	\$1,436.30	4.04	
L243-24	AP, DP, SDP	24	1 1/4	28	2 3/8	\$1,675.71	4.19	
L243-30	AP, DP, SDP	30	1 1/4	34	2 3/8	\$2,034.80	4.43	
L243-X	Custom sizing per overall inch, up to 64". See page 108						\$89.77	Custom


Shown with L43, Shagreen Ink leather

Please see L510-L512, L378 series on pages 110 and 109 for examples of complementary knobs

USES 1/4-20 SCREWS

L270, L271, L275

CROSS SECTION



ITEM	APPLICATION	CtC	CROSS SEC.	OVERALL	PROJ.	LIST PRICE EACH	Wt/ea in lbs	
						ALL		
L270-4*	CP	4	3/4 x 3/8	5	1 3/16	\$119.26	0.41	
L270-6*	CP	6	3/4 x 3/8	8	1 3/16	\$203.61	0.64	
L270-8*	CP	8	3/4 x 3/8	10	1 3/16	\$248.41	0.79	
L270-10*	CP	10	3/4 x 3/8	12	1 3/16	\$303.14	0.94	
L270-X*	Custom sizing per overall inch, up to 30". See page 108						\$32.31	Custom
L271-4	CP	4	3/4 x 1/2	5	1 1/2	\$143.78	0.62	
L271-6	CP	6	3/4 x 1/2	8	1 1/2	\$242.48	0.93	
L271-8	CP	8	3/4 x 1/2	10	1 1/2	\$330.92	1.13	
L271-10	CP	10	3/4 x 1/2	12	1 1/2	\$382.33	1.34	
L271-X	Custom sizing per overall inch, up to 30". See page 108						\$40.31	Custom
L275-8	AP, DP, SDP	8	1 1/4 x 1/2	10	1 3/4	\$399.42	1.88	
L275-10	AP, DP, SDP	10	1 1/4 x 1/2	12	1 3/4	\$479.25	2.21	
L275-12	AP, DP, SDP	12	1 1/4 x 1/2	14	1 3/4	\$559.21	2.55	
L275-18	AP, DP, SDP	18	1 1/4 x 1/2	20	1 3/4	\$798.86	3.55	
L275-X	Custom sizing per overall inch, up to 30". See page 108						\$59.91	Custom

Shown with L55, Royal Hide Evergreen leather


Please see L126, L127 series on page 109 for examples of complementary knobs

***L270 AVAILABLE IN THROUGH-BOLT MOUNT ONLY**

L275 USES 1/4-20 SCREWS

L272, L273, L276

CROSS SECTION



ITEM	APPLICATION	CtC	CROSS SEC.	OVERALL	PROJ.	LIST PRICE EACH	Wt/ea in lbs
						ALL	
L272-4*	CP	4	3/4 x 3/8	5	1 1/8	\$119.26	0.44
L272-6*	CP	6	3/4 x 3/8	8	1 1/8	\$203.61	0.66
L272-8*	CP	8	3/4 x 3/8	10	1 1/8	\$248.41	0.82
L272-10*	CP	10	3/4 x 3/8	12	1 1/8	\$303.14	0.97
L272-X*	Custom sizing per overall inch, up to 30". See page 108					\$32.31	Custom
L273-4*	CP	4	3/4 x 1/2	5	1 1/4	\$143.78	0.57
L273-6*	CP	6	3/4 x 1/2	8	1 1/4	\$242.48	0.88
L273-8*	CP	8	3/4 x 1/2	10	1 1/4	\$330.92	1.09
L273-10*	CP	10	3/4 x 1/2	12	1 1/4	\$382.33	1.29
L273-X*	Custom sizing per overall inch, up to 30". See page 108					\$40.31	Custom
L276-8	AP, DP, SDP	8	1 1/4 x 1/2	10	1 3/4	\$399.42	1.84
L276-10	AP, DP, SDP	10	1 1/4 x 1/2	12	1 3/4	\$479.25	2.17
L276-12	AP, DP, SDP	12	1 1/4 x 1/2	14	1 3/4	\$559.21	2.51
L276-18	AP, DP, SDP	18	1 1/4 x 1/2	20	1 3/4	\$798.86	3.51
L276-X	Custom sizing per overall inch, up to 30". See page 108					\$59.91	Custom

Shown with L13, Shagreen Smokey leather


Please see L526, L527 series on page 110 for examples of complementary knobs

***L272, L273 AVAILABLE IN THROUGH-BOLT MOUNT ONLY**

L276 USES 1/4-20 SCREWS

L460

CROSS SECTION



ITEM	APPLICATION	CtC	WIDTH	OVERALL	PROJ.	LIST PRICE EACH	Wt/ea in lbs
						ALL	
L460-2*	CP	2	1 1/4	3	3/4	\$124.03	0.30
L460-4*	CP	4	1 1/4	5	3/4	\$181.16	0.50
L460-5*	CP	5	1 1/4	6	3/4	\$224.08	0.60
L460-6*	CP	6	1 1/4	7	3/4	\$266.99	0.70
L460-8*	CP	8	1 1/4	9	3/4	\$343.37	0.90
L460-X*	Custom sizing per overall inch, up to 30". See page 108					\$49.72	Custom

Shown with L4, Artisan Saddlebag leather

***AVAILABLE IN THROUGH-BOLT MOUNT ONLY**

USES 6-32 SCREWS

L535-L538



ITEM	APPLICATION	CtC	DIA.	OVERALL	PROJ.	LIST PRICE EACH	Wt/ea in lbs
						ALL	
L535-4*	CP	4	1/2	5 1/2	1 3/8	\$159.23	0.36
L535-5*	CP	5	1/2	6 1/2	1 3/8	\$188.22	0.39
L535-6*	CP, DP	6	1/2	7 1/2	1 3/8	\$217.17	0.42
L535-8*	CP, DP	8	1/2	9 1/2	1 3/8	\$275.10	0.47
L535-X*	Custom sizing per overall inch, up to 25 1/2". See page 108					\$37.64	Custom
L536-6	CP, DP, SDP	6	5/8	8	1 1/16	\$240.06	0.83
L536-8	CP, AP, DP, SDP	8	5/8	10	1 1/16	\$300.08	0.94
L536-10	CP, AP, DP, SDP	10	5/8	12	1 1/16	\$360.10	1.05
L536-12	CP, AP, DP, SDP	12	5/8	14	1 1/16	\$420.11	1.16
L536-X	Custom sizing per overall inch, up to 30". See page 108					\$45.01	Custom
L537-6	CP, DP, SDP	6	3/4	8	2	\$339.81	1.46
L537-8	CP, AP, DP, SDP	8	3/4	10	2	\$422.21	1.65
L537-10	CP, AP, DP, SDP	10	3/4	12	2	\$504.56	1.83
L537-12	CP, AP, DP, SDP	12	3/4	14	2	\$586.94	2.02
L537-X	Custom sizing per overall inch, up to 30". See page 108					\$54.82	Custom
L538-8	CP, AP, DP, SDP	8	1	11	2 5/8	\$453.15	3.04
L538-10	CP, AP, DP, SDP	10	1	13	2 5/8	\$535.28	3.40
L538-12	CP, AP, DP, SDP	12	1	15	2 5/8	\$618.01	3.77
L538-18	CP, AP, DP, SDP	18	1	21	2 5/8	\$865.18	4.87
L538-24	CP, AP, DP, SDP	24	1	27	2 5/8	\$1,112.42	5.98
L538-X	Custom sizing per overall inch, up to 30". See page 108					\$61.79	Custom

Shown with L23, Rattlesnake White leather

Please see L510-L512, L378 series on pages 110 and 109 for examples of complementary knobs

***L535 AVAILABLE IN THROUGH-BOLT MOUNT ONLY**
L537, L538 USE 1/4-20 SCREWS

L660, L661



ITEM	APPLICATION	CtC	DIA.	OVERALL	PROJ.	LIST PRICE EACH	Wt/ea in lbs
						ALL	
L660-4*	CP	4	1/2	4 1/2	1 1/4	\$126.18	0.35
L660-5*	CP	5	1/2	5 1/2	1 1/4	\$157.73	0.36
L660-6*	CP, DP	6	1/2	6 1/2	1 1/4	\$189.24	0.38
L660-8*	CP, DP	8	1/2	8 1/2	1 1/4	\$252.36	0.40
L660-10*	CP, DP	10	1/2	10 1/2	1 1/4	\$315.45	0.43
L660-X*	Custom sizing per overall inch, up to 32 1/2". See page 108					\$37.85	Custom
L661-6	CP, DP, SDP	6	3/4	6 3/4	1 3/4	\$246.08	0.95
L661-8	CP, AP, DP, SDP	8	3/4	8 3/4	1 3/4	\$337.79	1.03
L661-10	CP, AP, DP, SDP	10	3/4	10 3/4	1 3/4	\$422.29	1.10
L661-12	CP, AP, DP, SDP	12	3/4	12 3/4	1 3/4	\$506.75	1.18
L661-X	Custom sizing per overall inch, up to 32 3/4". See page 108					\$50.08	Custom


Shown with L43, Shagreen Ink leather

Please see L520-L522, L826 series on page 110 for examples of complementary knobs

***L660 AVAILABLE IN THROUGH-BOLT MOUNT ONLY**

L661 USES 1/4-20 SCREWS

L711



ITEM	APPLICATION	CtC	"A"	THICKNESS	OVERALL	PROJ.	LIST PRICE EACH	Wt/ea in lbs
							ALL	
L711-1.5*	CP	1 1/2	1	1/4	2 1/2	1	\$117.25	0.30
L711-3*	CP	3	1	1/4	4	1	\$181.64	0.47
L711-4*	CP	4	1	1/4	6	1	\$281.37	0.69
L711-5*	CP	5	1	1/4	7	1	\$298.38	0.81
L711-6*	CP	6	1	1/4	8	1	\$375.10	0.92
L711-8*	CP	8	1	1/4	10	1	\$426.43	1.15
L711-12*	CP	12	1	1/4	14	1	\$602.48	1.60
L711-18*	CP	18	1	1/4	20	1	\$767.89	2.27
L711-X*	Custom sizing per overall inch, up to 27". See page 108					\$57.33	Custom	

Shown with L5, Metallic Dream Cow Northstar leather

***L711 AVAILABLE IN THROUGH-BOLT MOUNT ONLY**

USES 6-32 SCREWS

L827-L829



ITEM	APPLICATION	CtC	DIA.	OVERALL	PROJ.	LIST PRICE EACH	Wt/ea in lbs	
						ALL		
L827-3.5*	CP	3 1/2	3/4 x 3/8	4 1/2	1 3/16	\$157.62	0.35	
L827-4*	CP	4	3/4 x 3/8	5	1 3/16	\$175.15	0.37	
L827-5*	CP	5	3/4 x 3/8	6	1 3/16	\$210.16	0.42	
L827-6*	CP, DP	6	3/4 x 3/8	7	1 3/16	\$245.21	0.47	
L827-8*	CP, DP	8	3/4 x 3/8	9	1 3/16	\$315.39	0.56	
L827-X*	Custom sizing per overall inch, up to 30". See page 108						\$45.54	Custom
L828-6*	CP, DP	6	3/4 x 1/2	7	1 5/16	\$274.34	0.63	
L828-8*	CP, DP	8	3/4 x 1/2	9	1 5/16	\$352.73	0.77	
L828-10*	CP, DP	10	3/4 x 1/2	11	1 5/16	\$431.11	0.91	
L828-12*	CP, DP	12	3/4 x 1/2	13	1 5/16	\$509.49	1.04	
L828-X*	Custom sizing per overall inch, up to 30". See page 108						\$50.95	Custom
L829-8	CP, AP, DP, SDP	8	1 x 3/4	10	2	\$465.39	2.18	
L829-10	CP, AP, DP, SDP	10	1 x 3/4	12	2	\$558.46	2.52	
L829-12	CP, AP, DP, SDP	12	1 x 3/4	14	2	\$651.53	2.87	
L829-18	CP, AP, DP, SDP	18	1 x 3/4	20	2	\$930.38	3.90	
L829-X	Custom sizing per overall inch, up to 30". See page 108						\$60.49	Custom

Shown with L48, Worn Leather Cappuccino leather

***L827, L828 AVAILABLE IN THROUGH-BOLT MOUNT ONLY**

Please see L520-L522, L826 series on page 110 for examples of complementary knobs

L829 USES 1/4-20 SCREWS



L1307-L1310



ITEM	APPLICATION	CtC	DIA.	OVERALL	PROJ.	LIST PRICE EACH	Wt/ea in lbs
						ALL	
L1307-3.5*	CP	3 1/2	15/32	5	1 5/16	\$116.31	0.30
L1307-4*	CP	4	15/32	5 1/2	1 5/16	\$138.84	0.32
L1307-5*	CP	5	15/32	6 1/2	1 5/16	\$170.41	0.37
L1307-6*	CP	6	15/32	7 1/2	1 5/16	\$201.96	0.42
L1307-8*	CP	8	15/32	9 1/2	1 5/16	\$260.88	0.52
L1307-10*	CP	10	15/32	11 1/2	1 5/16	\$300.01	0.61
L1307-X*	Custom sizing per overall inch, up to 25 1/2". See page 108					\$33.63	Custom
L1308-4*	CP	4	5/8	5 1/2	1 1/2	\$176.04	0.60
L1308-6*	CP, DP	6	5/8	7 1/2	1 1/2	\$240.06	0.79
L1308-8*	CP, DP	8	5/8	9 1/2	1 1/2	\$304.10	0.98
L1308-10*	CP, DP	10	5/8	11 1/2	1 1/2	\$368.10	1.17
L1308-X*	Custom sizing per overall inch, up to 30". See page 108					\$41.61	Custom
L1309-6	CP, DP, SDP	6	3/4	8	1 7/8	\$292.24	1.32
L1309-8	CP, AP, DP, SDP	8	3/4	10	1 7/8	\$365.20	1.59
L1309-10	CP, AP, DP, SDP	10	3/4	12	1 7/8	\$438.35	1.86
L1309-12	CP, AP, DP, SDP	12	3/4	14	1 7/8	\$511.40	2.13
L1309-X	Custom sizing per overall inch, up to 30". See page 108					\$47.49	Custom
L1310-8	AP, DP, SDP	8	1	10	2 7/16	\$434.08	2.83
L1310-10	AP, DP, SDP	10	1	12	2 7/16	\$473.31	3.31
L1310-12	AP, DP, SDP	12	1	14	2 7/16	\$552.09	3.79
L1310-18	AP, DP, SDP	18	1	20	2 7/16	\$790.69	5.07
L1310-24	AP, DP, SDP	24	1	26	2 7/16	\$1,025.31	6.46
L1310-X	Custom sizing per overall inch, up to 30". See page 108					\$52.33	Custom

Shown with L8, Napoli Black leather


Please see L510-L512, L378 series on pages 110 and 109 for examples of complementary knobs

Not Available in Distressed Finishes

***L1307, L1308 AVAILABLE IN THROUGH-BOLT MOUNT ONLY**

L1310 USES 1/4-20 SCREWS

L1360-L1363
NEW!



ITEM	APPLICATION	CtC	DIA.	OVERALL	PROJ.	LIST PRICE EACH	Wt/ea in lbs
						ALL	
L1360-4*	CP	4	5/8	4 3/4	1 3/8	\$140.32	0.24
L1360-5*	CP	5	5/8	5 3/4	1 3/8	\$143.31	0.26
L1360-6*	CP, DP	6	5/8	6 3/4	1 3/8	\$146.68	0.28
L1360-8*	CP, DP	8	5/8	8 3/4	1 3/8	\$214.46	0.33
L1360-10*	CP, DP	10	5/8	10 3/4	1 3/8	\$349.83	0.37
L1360-X*	Custom sizing per overall inch, up to 32 3/4". See page 6					\$39.97	Custom
L1361-6*	CP, DP	6	3/4	6 7/8	1 1/2	\$235.22	0.48
L1361-8*	CP, DP	8	3/4	8 7/8	1 1/2	\$308.26	0.55
L1361-10*	CP, DP	10	3/4	10 7/8	1 1/2	\$427.22	0.62
L1361-12*	DP	12	3/4	12 7/8	1 1/2	\$487.23	0.68
L1361-18*	DP	18	3/4	18 7/8	1 1/2	\$688.78	0.89
L1361-X*	Custom sizing per overall inch, up to 32 7/8". See page 6					\$47.47	Custom
L1362-8	CP, AP, SDP, DP	8	1	9 1/8	2 1/16	\$443.52	1.04
L1362-10	AP, SDP, DP	10	1	11 1/8	2 1/16	\$504.17	1.17
L1362-12	AP, SDP, DP	12	1	13 1/8	2 1/16	\$564.98	1.30
L1362-18	AP, SDP, DP	18	1	19 1/8	2 1/16	\$824.19	1.68
L1362-X	Custom sizing per overall inch, up to 33 1/8". See page 6					\$58.52	Custom
L1363-12	AP, SDP, DP	12	1 1/4	13 3/8	2 7/16	\$987.87	2.27
L1363-18	AP, SDP, DP	18	1 1/4	19 3/8	2 7/16	\$1,440.75	2.89
L1363-24	AP, SDP, DP	24	1 1/4	25 3/8	2 7/16	\$1,572.12	3.51
L1363-30	AP, SDP, DP	30	1 1/4	31 3/8	2 7/16	\$1,709.55	4.13
L1363-X	Custom sizing per overall inch, up to 33 3/8". See page 6					\$86.02	Custom

Shown with L15, Wild Boar Pitch Brown


Please see L520-L522 series on page 110 for examples of complementary knobs

***L1360, L1361 AVAILABLE IN THROUGH-BOLT MOUNT ONLY**

L1362, L1363 USE 1/4-20 SCREWS

TANNER'S CRAFT® ROSES, BACKPLATES, AND GARMENT RODS

L910-L912



ITEM	APPLICATION	SCREW	DIA.	PROJ.	LIST PRICE EACH	Wt/ea in lbs
					ALL	
L910	BP	8-32	1 ¼	¼	\$62.50	0.09
L911	BP	8-32	1 ½	¼	\$67.34	0.12
L912	BP	8-32	1 ¾	¼	\$72.56	0.16

Shown with L3, Royal Hide Flame leather

L920-L922



ITEM	APPLICATION	SCREW	DIA.	PROJ.	LIST PRICE EACH	Wt/ea in lbs
					ALL	
L920	BP	8-32	1 ¼	¼	\$62.50	0.09
L921	BP	8-32	1 ½	¼	\$67.34	0.13
L922	BP	8-32	1 ¾	¼	\$72.56	0.20

Shown with L5, Metallic Dream Cow Northstar leather

LER111




1.5" diameter mounting flange

ITEM	APPLICATION	ROD DIA.	CLOSED PROJ.	EXTENDED PROJ.	OVERALL	MAX LOAD	LIST PRICE EACH	Wt/ea in lbs
							ALL	
LER111	GARMENT ROD	15/32	7/8	9 ¾	11	20 lbs*	\$242.41	1.00

Shown with L58, Chatham Cayenne leather
Please call the factory for pricing on custom pull-out garment rods.

**USES 8-32 SCREWS
*TESTED ON WALL STUD ONLY**




Josef Ruefelli

A Passion for Precision

Josef Riefelli

COLLECTION




A1
VENETO

FROST NICKEL & BRASS
15F x 3



A2
TESSERE

FROST NICKEL & BLACK
15F x 19



A3
DIAMANTE

FROST BLACK & NICKEL
19F x 14



A4
MATTONI

FROST NICKEL & BLACK
15F x 19



A5
BOLLE

POLISHED CHROME &
CHROME 26 x 26




A6
CATENA

FROST BLACK & NICKEL
19F x 14



A7
PICCOLO
GIOIELLO

POLISHED CHROME &
CHROME 26 x 26



A8
BORDA CONIATI

NICKEL STAINLESS &
NICKEL 15CC x 14




A9
QUADRETTATURA

FROST BLACK & BRASS
19F x 3



B1
MATTONI
DIAGONALE

FROST BLACK &
COPPER 19F x CU



B2
DOMINO

FROST BRASS & BRASS
4F x 3




B4
LAMINA

POLISHED NICKEL &
NICKEL 14 x 14



B5
PARALLELE

POLISHED CHROME &
CHROME 26 x 26



B6
GIULLARE

FROST NICKEL & BLACK
15F x 19



B7
MERLETTO


FROST BLACK & NICKEL
19F x 14



B8
MAROCCHINO

POLISHED NICKEL &
BLACK 14 x 19

COLLECTION



B9
ANGOLO

FROST BLACK & NICKEL 19F x 14



C1
CORDATA

FROST BLACK & NICKEL 19F x 14



C2
TUFFO

FROST BLACK & BRASS 19F x 3



C3
STELLE

FROST BLACK & NICKEL 19F x 14



C5
STRUTTURA

FROST BLACK & BRASS 19F x 3



C6
TERRENO

FROST NICKEL & BLACK 15F x 19



C7
PUNTINO

POLISHED CHROME & CHROME 26 x 26



C8
FAVO

NICKEL STAINLESS & BLACK 15CC x 14

FINISHES AND CODES

DESIGN CODE	FINISH DESCRIPTION	PAGE
A1	Veneto	122
A2	Tessere	122
A3	Diamante	122
A4	Mattoni	122
A5	Bolle	122
A6	Catena	122
A7	Piccolo Gioiello	122
A8	Borda Coniati	122
A9	Quadrettatura	122
B1	Mattoni Diagonale	122
B2	Domino	122
B4	Lamina	122

DESIGN CODE	FINISH DESCRIPTION	PAGE
B5	Parallele	122
B6	Giullare	122
B7	Merletto	122
B8	Marocchino	122
B9	Angolo	123
C1	Cordata	123
C2	Tuffo	123
C3	Stelle	123
C5	Struttura	123
C6	Terreno	123
C7	Puntino	123
C8	Favo	123

FINISH CHART



SINGLE FINISH

When the detail and the background finish are the **same**.

Shown at left is an example of single-finish Ruefelli knob in polished chrome with the details in chrome. The finishes listed below can be used for ordering a Ruefelli design when the detail and the background finish are the same.



3
POLISHED
BRASS




4
SATIN
BRASS



4F
FROST BRASS™



M4
MATTE SATIN
BRASS



WB
WEATHERED
BRASS



CU
POLISHED
COPPER



SCU
SATIN
COPPER




19
SATIN
BLACK




M19
MATTE
SATIN BLACK



19F
FROST BLACK™



10B
OIL RUBBED
BRONZE



M10B
MATTE OIL
RUBBED BRONZE



26
POLISHED
CHROME



26D
SATIN
CHROME



M26D
MATTE SATIN
CHROME




26F
FROST CHROME™



14
POLISHED
NICKEL




15
SATIN
NICKEL




15CC
NICKEL
STAINLESS



15F
FROST NICKEL™



GRA
GRAPHITE




MGRA
MATTE GRAPHITE

FINISH CHART

TWO-TONE FINISH

When the detail and the background finish are *different*.
 Shown at right is an example of a two-tone Riefelli knob in *Frost Black™* with the detail in *nickel*. The finishes listed below can be used for the detail finish when the detail and the background finish are *different*.*



3

BRASS



CU

COPPER



14

NICKEL



19

BLACK

**Please note that the following two-tone finish combinations are not possible:
 26 x 14, 26D x 14, 14 x CU, and 15 x CU*

ORDER GUIDE

EXAMPLE:

STEP 1: SHAPE AND SIZE	STEP 2: DESIGN	STEP 3: FINISH
J122	C1	19 x 14
1.5" DIA. SQUARE KNOB	CORDATA	SATIN BLACK AND NICKEL



CUSTOM DESIGNS

The means we've mastered applying Josef Riefelli designs can be utilized to apply any number of patterns onto your cabinet hardware.

Have a center-point glass mosaic? Email us an image.

Have a logo, trademark, or other meaningful image? Email us the artwork.

Let's make your piece truly yours.



See **page 6** for custom length Instructions.

JOSEF RUEFELLI CABINET KNOBS

J111, J112



ITEM	APPLICATION	DIA.	PROJ.	LIST PRICE EACH	Wt/ea in lbs
				ALL	
J111	CK	1 ¼	1 ⅜	\$76.14	0.15
J112	CK	1 ½	1 ⅜	\$84.92	0.21

J121, J122



ITEM	APPLICATION	DIA.	PROJ.	LIST PRICE EACH	Wt/ea in lbs
				ALL	
J121	CK	1 ¼	1 ⅞	\$76.14	0.26
J122	CK	1 ½	1 ⅞	\$84.92	0.34

J123, J124



ITEM	APPLICATION	DIA.	PROJ.	LIST PRICE EACH	Wt/ea in lbs
				ALL	
J123	CK	1 ¼	1	\$76.14	0.12
J124	CK	1 ½	1	\$84.92	0.14

J125, J126



ITEM	APPLICATION	DIA.	PROJ.	LIST PRICE EACH	Wt/ea in lbs
				ALL	
J125	CK	1 ¼	1 ⅜	\$76.14	0.21
J126	CK	1 ½	1 ⅜	\$84.92	0.28

JOSEF RUEFELLI PULLS



CROSS SECTION



ITEM	APPLICATION	CtC	CROSS SEC.	OVERALL	PROJ.	LIST PRICE EACH	
						ALL	Wt/ea in lbs
J275-8	AP, DP, SDP	8	1 1/4 X 1/2	10	1 5/8	\$495.72	2.25
J275-X	Custom sizing per overall inch, up to 27". See page 6					\$64.44	Custom
J508-4*	CP	4	3/4 X 3/8	6	1 1/8	\$169.05	0.69
J508-X*	Custom sizing per overall inch, up to 27". See page 6					\$36.63	Custom

***J508 AVAILABLE IN THROUGH-BOLT MOUNT ONLY**
J275 USES 1/4-20 SCREWS




CROSS SECTION



ITEM	APPLICATION	CtC	CROSS SEC.	OVERALL	PROJ.	LIST PRICE EACH	
						ALL	Wt/ea in lbs
J276-8	AP, DP, SDP	8	1 1/4 X 1/2	8 1/2	1 1/2	\$431.92	2.01
J276-X	Custom sizing per overall inch, up to 27". See page 6					\$66.06	Custom
J509-6*	CP	6	5/8 X 3/8	6 3/8	1 1/8	\$149.74	0.56
J509-X*	Custom sizing per overall inch, up to 27". See page 6					\$35.23	Custom

***J509 AVAILABLE IN THROUGH-BOLT MOUNT ONLY**

J460




CROSS SECTION



ITEM	APPLICATION	CtC	WIDTH	OVERALL	PROJ.	LIST PRICE EACH	Wt/ea in lbs
						ALL	
J460-1*	CP	1	1 ¼	2	¾	\$105.42	0.22
J460-4*	CP	4	1 ¼	5	¾	\$124.45	0.54
J460-X*	Custom sizing per overall inch, up to 27". See page 6					\$50.44	Custom

***AVAILABLE IN THROUGH-BOLT MOUNT ONLY
USES 6-32 SCREWS**

J748, J844



CROSS SECTION



ITEM	APPLICATION	CtC	CROSS SEC.	OVERALL	PROJ.	LIST PRICE EACH	Wt/ea in lbs
						ALL	
J748-8*	CP	8	5/8 x 3/8	8 3/8	1 1/8	\$165.72	0.61
J748-X*	Custom sizing per overall inch, up to 27". See page 6					\$32.65	Custom
J844-18	AP, DP, SDP	18	1 x 3/4	18 1/2	1 5/8	\$935.03	3.89
J844-X	Custom sizing per overall inch, up to 27". See page 6					\$65.70	Custom

***J748 AVAILABLE IN THROUGH-BOLT MOUNT ONLY
J844 USES 1/4-20 SCREWS**



INDEX

APPLICATION ABBREVIATIONS

Appliance Pull	AP
Backplate	BP
Cabinet Knob	CK
Cabinet Pull	CP
Door Pull	DP
Edge Pull	EP
Shower Door Knob	SDK
Shower Door Pull	SDP
Towel Bar	TB

SKU	CATALOG PAGE	CtC	PROJ.	DIA.	OVERALL	Wt/ea in lbs	APPLICATION	TIER 1	TIER 2	
3		-	7/8"	3/4"	3"		Discontinued			
3 1/2	Pg. 97	-	-	-	3 7/8"	0.92	Hinge	\$104.50	\$130.76	
4	Pg. 97	-	-	-	4 3/8"	1.07	Hinge	\$126.89	\$158.70	
5	Pg. 97	-	-	-	4 3/8"	1.10	Hinge	\$190.39	\$238.16	
5FH	Pg. 97	-	-	-	4 3/8"	1.07	Hinge	\$191.27	\$239.28	
6	Pg. 97	-	-	-	4 3/8"	1.40	Hinge	\$337.35	\$421.97	
6B	Pg. 97	-	-	-	4 3/8"	1.24	Hinge	\$337.35	\$421.97	
6FH	Pg. 97	-	-	-	4 3/8"	1.37	Hinge	\$338.91	\$423.95	
6FHB	Pg. 97	-	-	-	4 3/8"	1.21	Hinge	\$338.91	\$423.95	
8	Pg. 97	-	-	3/4"	1 1/4"	0.17	Hinge	\$35.13	\$43.98	
9LH	Pg. 97	-	-	-	4"	0.86	Hinge	\$279.60	\$349.91	
9RH	Pg. 97	-	-	-	4"	0.86	Hinge	\$279.60	\$349.91	
40-6		6"	1 1/2"	1"	8 1/2"		Discontinued			
40-8		8"	1 1/2"	1"	10 1/2"		Discontinued			
40-X		Custom per overall inch						Discontinued		
41-6		6"	1 1/2"	1"	7"		Discontinued			
41-8		8"	1 1/2"	1"	9"		Discontinued			
41-X		Custom per overall inch						Discontinued		
42-12	Pg. 99	12"	2 5/8"	7/16"	14 1/2"	2.64	TB, AP, DP, SDP	\$325.39		
42-18	Pg. 99	18"	2 5/8"	7/16"	20 1/2"	2.95	TB, AP, DP, SDP	\$495.96		
42-24	Pg. 99	24"	2 5/8"	7/16"	26 1/2"	3.29	TB, AP, DP, SDP	\$650.77		
42-30	Pg. 99	30"	2 5/8"	7/16"	32 1/2"	3.64	TB, AP, DP, SDP	\$794.63		
42-X	Pg. 99	Custom per overall inch						\$31.08		
43-12	Pg. 99	12"	2 5/8"	7/16"	13 1/2"	2.59	TB, AP, DP, SDP	\$301.42		
43-18	Pg. 99	18"	2 5/8"	7/16"	19 1/2"	2.90	TB, AP, DP, SDP	\$459.01		
43-24	Pg. 99	24"	2 5/8"	7/16"	25 1/2"	3.25	TB, AP, DP, SDP	\$602.84		
43-30	Pg. 99	30"	2 5/8"	7/16"	31 1/2"	3.59	TB, AP, DP, SDP	\$700.39		
43-X	Pg. 99	Custom per overall inch						\$34.40		
44-12	Pg. 100	12"	3 1/2"	3/4"	13 1/2"	2.82	TB, AP, DP, SDP	\$270.77		
44-18	Pg. 100	18"	3 1/2"	3/4"	19 1/2"	3.24	TB, AP, DP, SDP	\$406.13		
44-24	Pg. 100	24"	3 1/2"	3/4"	25 1/2"	3.69	TB, AP, DP, SDP	\$541.53		
44-30	Pg. 100	30"	3 1/2"	3/4"	31 1/2"	4.14	TB, AP, DP, SDP	\$633.41		
44-X	Pg. 100	Custom per overall inch						\$26.72		



INDEX

SKU	CATALOG PAGE	CtC	PROJ.	DIA.	OVERALL	Wt/ea in lbs	APPLICATION	TIER 1	TIER 2
45-12	Pg. 100	12"	3 1/2"	3/4"	13 1/4"	2.46	TB, AP, DP, SDP	\$270.77	
45-18	Pg. 100	18"	3 1/2"	3/4"	19 1/4"	2.88	TB, AP, DP, SDP	\$406.13	
45-24	Pg. 100	24"	3 1/2"	3/4"	25 1/4"	3.33	TB, AP, DP, SDP	\$541.53	
45-30	Pg. 100	30"	3 1/2"	3/4"	31 1/4"	3.78	TB, AP, DP, SDP	\$633.41	
45-X	Pg. 100	Custom per overall inch						\$27.06	
46-18		18"	3 1/2"	1" x 1 1/4"	19 1/2"		Discontinued		
46-24		24"	3 1/2"	1" x 1 1/4"	25 1/2"		Discontinued		
46-30		30"	3 1/2"	1" x 1 1/4"	31 1/2"		Discontinued		
101M	Pg. 102	-	1 1/4"	9/16"	-	0.15	Shutter Holder	\$19.97	\$19.97
101W	Pg. 102	-	1 1/4"	9/16"	-	0.15	Shutter Holder	\$16.75	\$16.75
103M		-	3 1/4"	9/16"	-	0.35	Discontinued		
103W		-	3 1/4"	9/16"	-	0.30	Discontinued		
104	Pg. 12	-	1"	3/4"	-	0.12	CK	\$20.14	\$25.21
105	Pg. 12	-	1 1/8"	1"	-	0.25	CK, SDK	\$25.07	\$31.33
110	Pg. 12	-	1 3/16"	1"	-	0.12	CK	\$17.93	\$22.42
111	Pg. 12	-	1 3/16"	1 1/4"	-	0.15	CK	\$21.64	\$27.05
112	Pg. 12	-	1 3/16"	1 1/2"	-	0.21	CK	\$25.00	\$31.28
114	Pg. 12	-	3/4"	3/4"	-	0.04	CK	\$13.33	\$16.38
115	Pg. 12	-	3/4"	7/8"	-	0.05	CK	\$10.77	\$13.42
116	Pg. 12	-	1 1/16"	1 1/8"	-	0.11	CK	\$14.19	\$17.71
117	Pg. 12	-	1"	1"	-	0.10	CK	\$17.51	\$19.82
118	Pg. 12	-	1 3/16"	1 1/4"	-	0.19	CK, SDK	\$22.68	\$26.41
119	Pg. 13	-	5/8"	5/8"	-	0.03	CK	\$9.31	\$11.61
120	Pg. 13	-	1 3/16"	1"	-	0.14	CK	\$21.64	\$27.05
121	Pg. 13	-	1 3/16"	1 1/4"	-	0.21	CK	\$25.00	\$31.28
122	Pg. 13	-	1 3/16"	1 1/2"	-	0.29	CK	\$28.51	\$35.70
124	Pg. 13	-	1 1/8"	1 1/8"	-	0.17	CK, SDK	\$12.28	\$15.41
126	Pg. 13	-	1 3/16"	1 1/4"	-	0.18	CK	\$36.65	\$45.29
127	Pg. 13	-	1 3/16"	1 1/2"	-	0.25	CK	\$38.79	\$47.97
129	Pg. 13	-	7/8"	7/8"	-	0.06	CK	\$13.52	\$16.89
130	Pg. 14	-	1 3/16"	1"	-	0.13	CK	\$21.64	\$27.05
131	Pg. 14	-	1 3/16"	1 1/4"	-	0.18	CK	\$25.00	\$31.28
132	Pg. 14	-	1 3/16"	1 1/2"	-	0.25	CK	\$28.51	\$35.70
137	Pg. 14	-	1"	1 1/16"	-	0.07	CK	\$12.63	\$15.82
138	Pg. 14	-	1"	1 1/16"	-	0.09	CK	\$12.63	\$15.82
139	Pg. 13	-	1"	1 1/8"	-	0.11	CK	\$16.72	\$20.91
140	Pg. 14	-	1 5/16"	1 3/8"	-	0.17	CK, SDK	\$21.26	\$26.61
141	Pg. 14	-	1"	1/2"	-	0.05	CK	\$15.79	\$19.71
142	Pg. 14	-	1 1/8"	3/4"	-	0.14	CK, SDK	\$19.35	\$24.20
143	Pg. 14	-	1 1/4"	1"	-	0.28	CK, SDK	\$24.20	\$30.32
144	Pg. 15	-	7/8"	1/2"	-	0.05	CK	\$15.79	\$19.71
145	Pg. 15	-	1"	3/4"	-	0.12	CK	\$19.35	\$24.22
146	Pg. 15	-	1 1/8"	1"	-	0.25	CK, SDK	\$24.22	\$30.32
150	Pg. 13	-	1 1/8"	1 1/2"	-	0.22	CK, SDK	\$30.24	\$37.79
151	Pg. 15	-	7/8"	1 1/16"	-	0.06	CK	\$12.45	\$15.53
152	Pg. 15	-	1"	1 1/4"	-	0.10	CK	\$16.54	\$20.67
153	Pg. 15	-	1 1/16"	1 3/8"	-	0.13	CK	\$20.44	\$25.58

SKU	CATALOG PAGE	CtC	PROJ.	DIA.	OVERALL	Wt/ea in lbs	APPLICATION	TIER 1	TIER 2
160	Pg. 90	-	1/8"	1 1/2"	-	0.07	BP	\$16.53	\$20.60
161	Pg. 90	-	1/8"	2 1/8"	-	0.14	BP	\$17.46	\$21.85
162	Pg. 90	-	1/8"	2 1/2"	-	0.19	BP	\$20.02	\$25.14
165	Pg. 31	3 1/2"	7/8"	7/16"	4"	0.11	CP	\$19.18	\$24.01
167	Pg. 31	3"	7/8"	7/16"	3 1/2"	0.11	CP	\$17.59	\$22.08
170	Pg. 15	-	3/4"	3/4"	-	0.05	CK	\$10.07	\$12.58
171	Pg. 15	-	1"	1 1/8"	-	0.12	CK	\$18.25	\$22.86
172	Pg. 15	-	1 3/8"	1 1/2"	-	0.22	CK, SDK	\$27.63	\$34.56
173	Pg. 15	-	1 1/16"	1 1/8"	-	0.14	CK	\$27.82	\$34.79
174	Pg. 15	-	1 1/8"	1 1/4"	-	0.17	CK, SDK	\$28.27	\$38.21
175	Pg. 16	-	1 1/4"	1 1/4"	-	0.18	CK, SDK	\$39.04	
180	Pg. 16	-	1 3/16"	1"	-	0.19	CK, SDK	\$15.25	\$19.03
181	Pg. 16	-	1 5/16"	1 1/4"	-	0.30	CK, SDK	\$19.46	\$25.86
182	Pg. 16	-	1 1/16"	1"	-	0.15	CK	\$16.28	\$20.32
183	Pg. 16	-	1 5/16"	1 1/4"	-	0.30	CK, SDK	\$23.32	\$29.16
184	Pg. 16	-	1"	1"	-	0.16	CK	\$17.12	\$21.40
185	Pg. 16	-	1 1/4"	1 1/4"	-	0.30	CK	\$24.49	\$30.61
186	Pg. 17	-	1"	1"	-	0.23	CK	\$19.84	\$24.85
187	Pg. 17	-	1 1/4"	1 1/4"	-	0.46	CK, SDK	\$27.20	\$33.98
188	Pg. 17	-	1 1/4"	1 1/4"	-	0.41	CK, SDK	\$27.20	\$33.98
189	Pg. 17	-	1 1/4"	1 1/4"	-	0.41	CK, SDK	\$27.20	\$33.98
190	Pg. 13	-	3/4"	3/4"	-	0.05	CK	\$11.28	\$14.01
191	Pg. 13	-	1"	1"	-	0.11	CK	\$16.25	\$20.28
192	Pg. 13	-	1 3/16"	1 1/4"	-	0.21	CK, SDK	\$19.48	\$24.42
193	Pg. 13	-	1 1/4"	1 1/2"	-	0.35	CK, SDK	\$28.47	\$35.63
194	Pg. 17	-	1 5/16"	9/16"	-	0.04	CK	\$13.34	\$16.74
195	Pg. 17	-	1 1/8"	1/2"	-	0.04	CK	\$14.03	\$17.61
196	Pg. 18	-	1 1/4"	1"	-	0.18	CK, SDK	\$18.50	\$23.19
197	Pg. 18	-	1 9/16"	1 1/4"	-	0.34	CK, SDK	\$26.76	\$33.52
198	Pg. 18	-	1 7/16"	1 1/4" x 1"	-	0.22	CK	\$30.18	\$37.72
199	Pg. 18	-	1 11/16"	1 1/2" x 1 1/4"	-	0.40	CK	\$40.25	\$50.37
202	Pg. 90	-	3/16"	1 3/4"	-	0.13	BP	\$17.93	\$22.41
203	Pg. 90	-	3/16"	1 1/2"	-	0.08	BP	\$15.66	\$19.33
204		-	1/8"	1"	-	0.03	Renumbered to 9167, see pg. 90		
205-4	Pg. 31	4"	1 3/4"	1/2"	4 1/2"	0.38	CP	\$49.54	\$61.49
205-6	Pg. 31	6"	1 3/4"	1/2"	6 1/2"	0.49	CP, AP, DP, SDP	\$74.32	\$92.22
205-8	Pg. 31	8"	1 3/4"	1/2"	8 1/2"	0.61	CP, AP, DP, SDP	\$99.08	\$122.97
205-X	Pg. 31	Custom per overall inch						\$17.05	\$21.16
206-4	Pg. 32	4"	1 3/4"	1/2"	4 1/2"	0.40	CP, AP, DP, SDP	\$37.71	\$46.73
206-6	Pg. 32	6"	1 3/4"	1/2"	6 1/2"	0.52	CP, AP, DP, SDP	\$56.54	\$67.69
206-8	Pg. 32	8"	1 3/4"	1/2"	8 1/2"	0.64	CP, AP, DP, SDP	\$75.36	\$90.24
206-10	Pg. 32	10"	1 3/4"	1/2"	10 1/2"	0.76	CP, AP, DP, SDP	\$94.25	\$112.79
206-12	Pg. 32	12"	1 3/4"	1/2"	12 1/2"	0.89	CP, AP, DP, SDP	\$113.08	\$135.34
206-X	Pg. 32	Custom per overall inch						\$13.19	\$15.90
217-6	Pg. 33	6"	2 3/16"	1"	10"	3.27	CP, DP, SDP	\$248.72	\$310.90
217-8	Pg. 33	8"	2 3/16"	1"	12"	3.88	CP, DP, SDP	\$298.46	\$373.08
217-10	Pg. 33	10"	2 3/16"	1"	14"	4.49	CP, DP, SDP	\$348.21	\$435.26



INDEX

SKU	CATALOG PAGE	CtC	PROJ.	DIA.	OVERALL	Wt/ea in lbs	APPLICATION	TIER 1	TIER 2	
217-X	Pg. 33	Custom per overall inch							\$32.33	\$40.42
220	Pg. 90	-	1/4"	1 1/2"	-	0.14	BP	\$20.35	\$23.19	
222-6	Pg. 32	6"	2 1/2"	3/4"	6 3/4"	1.30	CP, AP, DP, SDP	\$67.84	\$88.86	
222-8	Pg. 32	8"	2 1/2"	3/4"	8 3/4"	1.57	CP, AP, DP, SDP	\$90.48	\$118.46	
222-10	Pg. 32	10"	2 1/2"	3/4"	10 3/4"	1.84	AP, DP, SDP	\$113.08	\$148.05	
222-12	Pg. 32	12"	2 1/2"	3/4"	12 3/4"	2.11	AP, DP, SDP	\$135.71	\$177.69	
222-18	Pg. 32	18"	2 1/2"	3/4"	18 3/4"	2.92	AP, DP, SDP	\$204.03	\$266.51	
222-24	Pg. 32	24"	2 1/2"	3/4"	24 3/4"	3.74	AP, DP, SDP	\$285.90	\$355.37	
222-30	Pg. 32	30"	2 1/2"	3/4"	30 3/4"	4.55	AP, DP, SDP	\$339.23	\$444.19	
222-X	Pg. 32	Custom per overall inch							\$16.08	\$20.88
232-6	Pg. 31	6"	2 1/2"	3/4"	6 3/4"	1.26	CP, AP, DP, SDP	\$96.94	\$118.46	
232-8	Pg. 31	8"	2 1/2"	3/4"	8 3/4"	1.53	CP, AP, DP, SDP	\$129.22	\$157.97	
232-10	Pg. 31	10"	2 1/2"	3/4"	10 3/4"	1.79	AP, DP, SDP	\$161.50	\$197.42	
232-12	Pg. 31	12"	2 1/2"	3/4"	12 3/4"	2.06	AP, DP, SDP	\$193.88	\$236.91	
232-18	Pg. 31	18"	2 1/2"	3/4"	18 3/4"	2.85	AP, DP, SDP	\$290.74	\$355.37	
232-24	Pg. 31	24"	2 1/2"	3/4"	24 3/4"	3.65	AP, DP, SDP	\$387.66	\$473.80	
232-30	Pg. 31	30"	2 1/2"	3/4"	30 3/4"	4.44	AP, DP, SDP	\$484.59	\$592.27	
232-X	Pg. 31	Custom per overall inch							\$22.78	\$27.84
236-6	Pg. 34	6"	2"	1"	6 1/2"	1.10	AP, DP, SDP	\$96.84	\$118.46	
236-8	Pg. 34	8"	2"	1"	8 1/2"	1.35	AP, DP, SDP	\$129.22	\$157.97	
236-10	Pg. 34	10"	2"	1"	10 1/2"	1.59	AP, DP, SDP	\$161.54	\$200.20	
236-12	Pg. 34	12"	2"	1"	12 1/2"	1.84	AP, DP, SDP	\$193.84	\$240.24	
236-18	Pg. 34	18"	2"	1"	18 1/2"	2.57	AP, DP, SDP	\$290.74	\$355.37	
236-24	Pg. 34	24"	2"	1"	24 1/2"	3.30	AP, DP, SDP	\$387.66	\$473.80	
236-30	Pg. 34	30"	2"	1"	30 1/2"	4.04	AP, DP, SDP	\$484.59	\$592.27	
236-X	Pg. 34	Custom per overall inch							\$23.23	\$28.51
238-4	Pg. 35	4"	1 3/4"	1" max	6"	1.07	CP	\$207.36	\$259.38	
238-6	Pg. 35	6"	1 3/4"	1" max	9"	1.56	CP, AP, DP, SDP	\$311.04	\$389.07	
238-8	Pg. 35	8"	1 3/4"	1" max	10"	1.72	CP, AP, DP, SDP	\$345.60	\$432.30	
238-X	Pg. 35	Custom per overall inch							\$44.93	\$56.20
239-4	Pg. 35	4"	1 3/4"	1" max	6"	1.16	CP	\$207.36	\$259.38	
239-6	Pg. 35	6"	1 3/4"	1" max	9"	1.70	CP, AP, DP, SDP	\$311.04	\$389.07	
239-8	Pg. 35	8"	1 3/4"	1" max	10"	1.88	CP, AP, DP, SDP	\$345.60	\$432.30	
239-X	Pg. 35	Custom per overall inch							\$44.93	\$56.20
240-6		6"	2"	1" max	9"		Renumbered to 238-6, see pg. 35			
240-8	Pg. 35	8"	2 3/8"	1 1/4" max	15"	3.84	CP, AP, DP, SDP	\$397.80	\$497.65	
240-10	Pg. 35	10"	2 3/8"	1 1/4" max	18"	4.57	CP, AP, DP, SDP	\$595.47	\$737.97	
240-14	Pg. 35	14"	2 3/8"	1 1/4" max	23"	5.79	AP, DP, SDP	\$845.81	\$1,058.99	
240-X	Pg. 35	Custom per overall inch							\$48.19	\$60.11
241-6		6"	2 1/8"	1" max	9"		Renumbered to 239-6, see pg. 35			
241-8	Pg. 35	8"	2 3/8"	1 1/4" max	15"	4.49	CP, AP, DP, SDP	\$397.80	\$497.65	
241-10	Pg. 35	10"	2 3/8"	1 1/4" max	18"	5.36	CP, AP, DP, SDP	\$595.47	\$737.97	
241-14	Pg. 35	14"	2 3/8"	1 1/4" max	23"	6.81	AP, DP, SDP	\$845.81	\$1,058.99	
241-X	Pg. 35	Custom per overall inch							\$48.19	\$60.11
242-8	Pg. 36	8"	2 1/4"	1"	12"	3.05	CP, AP, DP, SDP	\$209.98	\$253.83	
242-10	Pg. 36	10"	2 1/4"	1"	14"	3.53	AP, DP, SDP	\$244.98	\$296.16	
242-12	Pg. 36	12"	2 1/4"	1"	16"	4.00	AP, DP, SDP	\$280.05	\$338.16	



SKU	CATALOG PAGE	CtC	PROJ.	DIA.	OVERALL	Wt/ea in lbs	APPLICATION	TIER 1	TIER 2	
242-18	Pg. 36	18"	2 1/4"	1"	22"	5.42	AP, DP, SDP	\$385.07	\$464.96	
242-24	Pg. 36	24"	2 1/4"	1"	28"	6.84	AP, DP, SDP	\$490.08	\$591.77	
242-X	Pg. 36	Custom per overall inch							\$22.75	\$27.48
243-10	Pg. 36	10"	2 1/2"	1 1/4"	14"	5.43	AP, DP, SDP	\$318.47	\$385.01	
243-12	Pg. 36	12"	2 1/2"	1 1/4"	16"	6.18	AP, DP, SDP	\$364.07	\$439.61	
243-18	Pg. 36	18"	2 1/2"	1 1/4"	22"	8.42	AP, DP, SDP	\$500.59	\$604.45	
243-24	Pg. 36	24"	2 1/2"	1 1/4"	28"	10.65	AP, DP, SDP	\$637.10	\$769.30	
243-X	Pg. 36	Custom per overall inch							\$29.58	\$35.73
246-6	Pg. 36	6"	1 3/4"	3/4"	10"	1.53	CP, AP, DP, SDP	\$114.39	\$148.05	
246-8	Pg. 36	8"	1 3/4"	3/4"	12"	1.80	CP, AP, DP, SDP	\$137.28	\$177.69	
246-12	Pg. 36	12"	1 3/4"	3/4"	16"	2.32	AP, DP, SDP	\$194.51	\$251.78	
246-18	Pg. 36	18"	1 3/4"	3/4"	22"	3.11	AP, DP, SDP	\$251.74	\$325.75	
246-24	Pg. 36	24"	1 3/4"	3/4"	28"	3.90	AP, DP, SDP	\$320.38	\$414.60	
246-X	Pg. 36	Custom per overall inch							\$15.06	\$19.49
247-4	Pg. 36	4"	1 7/8"	5/8"	6"	0.71	CP	\$72.95	\$90.45	
247-6	Pg. 36	6"	1 7/8"	5/8"	10"	1.08	CP, AP, DP, SDP	\$110.35	\$136.52	
247-8	Pg. 36	8"	1 7/8"	5/8"	12"	1.26	CP, AP, DP, SDP	\$132.45	\$163.81	
247-10	Pg. 36	10"	1 7/8"	5/8"	14"	1.45	AP, DP, SDP	\$153.09	\$189.83	
247-12	Pg. 36	12"	1 7/8"	5/8"	16"	1.63	AP, DP, SDP	\$173.12	\$214.67	
247-18	Pg. 36	18"	1 7/8"	5/8"	22"	2.19	AP, DP, SDP	\$242.83	\$300.31	
247-24	Pg. 36	24"	1 7/8"	5/8"	28"	2.74	AP, DP, SDP	\$286.99	\$354.89	
247-X	Pg. 36	Custom per overall inch							\$14.35	\$17.77
250-6	Pg. 37	6"	2 1/2"	3/4"	6 3/4"	1.13	CP, AP, DP, SDP	\$148.10	\$183.05	
250-8	Pg. 37	8"	2 1/2"	3/4"	8 3/4"	1.33	CP, AP, DP, SDP	\$172.02	\$212.65	
250-10	Pg. 37	10"	2 1/2"	3/4"	10 3/4"	1.54	AP, DP, SDP	\$190.49	\$235.49	
250-18	Pg. 37	18"	2 1/2"	3/4"	18 3/4"	2.35	AP, DP, SDP	\$411.22	\$499.71	
254-6	Pg. 37	6"	1 3/4"	3/4" x 1/2"	10"	1.36	CP, DP, SDP	\$214.90	\$266.33	
254-8	Pg. 37	8"	1 3/4"	3/4" x 1/2"	12"	1.59	CP, AP, DP, SDP	\$257.83	\$318.81	
254-10	Pg. 37	10"	1 3/4"	3/4" x 1/2"	14"	1.82	CP, AP, DP, SDP	\$300.77	\$371.92	
254-12	Pg. 37	12"	1 3/4"	3/4" x 1/2"	16"	2.05	CP, AP, DP, SDP	\$343.74	\$425.06	
254-X	Pg. 37	Custom per overall inch							\$27.93	\$34.56
256-6	Pg. 38	6"	1 9/16"	1"	10"	1.39	CP, DP, SDP	\$168.31	\$216.83	
256-8	Pg. 38	8"	1 9/16"	1"	12"	1.62	CP, AP, DP, SDP	\$201.92	\$245.39	
256-10	Pg. 38	10"	1 9/16"	1"	14"	1.85	CP, AP, DP, SDP	\$235.58	\$286.29	
256-12	Pg. 38	12"	1 9/16"	1"	16"	2.08	CP, AP, DP, SDP	\$269.23	\$327.18	
256-X	Pg. 38	Custom per overall inch							\$21.88	\$26.98
257-6	Pg. 38	6"	1 9/16"	1"	10"	1.39	CP, DP, SDP	\$168.31	\$216.84	
257-8	Pg. 38	8"	1 9/16"	1"	12"	1.63	CP, AP, DP, SDP	\$201.92	\$245.39	
257-10	Pg. 38	10"	1 9/16"	1"	14"	1.87	CP, AP, DP, SDP	\$235.58	\$286.29	
257-12	Pg. 38	12"	1 9/16"	1"	16"	2.10	CP, AP, DP, SDP	\$269.23	\$327.18	
257-X	Pg. 38	Custom per overall inch							\$21.88	\$26.98
258-6	Pg. 39	6"	2 1/2"	3/4"	6 3/4"	1.28	CP, DP, SDP	\$90.48	\$126.02	
258-8	Pg. 39	8"	2 1/2"	3/4"	8 3/4"	1.54	CP, AP, DP, SDP	\$120.62	\$167.32	
258-X	Pg. 39	Custom per overall inch							\$20.39	\$28.34
259-6	Pg. 39	6"	1 5/8"	1"	10"	1.36	CP, AP, DP, SDP	\$168.31	\$216.83	
259-8	Pg. 39	8"	1 5/8"	1"	12"	1.60	CP, AP, DP, SDP	\$201.92	\$245.39	
259-10	Pg. 39	10"	1 5/8"	1"	14"	1.83	CP, AP, DP, SDP	\$235.58	\$286.29	



INDEX

SKU	CATALOG PAGE	CtC	PROJ.	DIA.	OVERALL	Wt/ea in lbs	APPLICATION	TIER 1	TIER 2
259-12	Pg. 39	12"	1 5/8"	1"	16"	2.07	CP, AP, DP, SDP	\$269.23	\$327.18
259-18	Pg. 39	18"	1 5/8"	1"	22"	2.78	AP, DP, SDP	\$370.25	\$425.54
259-X	Pg. 39	Custom per overall inch						\$21.88	\$26.62
260-3	Pg. 40	3"	1 1/8"	1/2"	5"	0.25	CP	\$95.19	\$120.55
260-4.5	Pg. 40	4 1/2"	1 1/8"	1/2"	6 1/2"	0.31	CP	\$101.42	\$126.47
260-4H		4 1/2"	1 1/8"	1/2"	6 1/2"	0.31	Renumbered to 260-4.5, see pg. 40		
261-9.5	Pg. 40	9 1/2"	1 3/8"	3/4"	12 1/2"	1.15	DP	\$231.86	\$289.15
262-9.5	Pg. 40	9 1/2"	1 15/16"	1"	12 1/2"	2.38	AP, DP, SDP	\$353.66	\$441.08
263	Pg. 18	-	1 3/16"	1/2"	1 3/4"	0.09	CK	\$37.22	\$45.12
266		12"	2 13/16"	3/4"	12 3/4"		Discontinued		
270-4	Pg. 40	4"	1 3/16"	3/4" x 3/8"	6"	0.49	CP	\$75.15	\$93.01
270-6	Pg. 40	6"	1 3/16"	3/4" x 3/8"	8"	0.64	CP	\$101.30	\$125.22
270-8	Pg. 40	8"	1 3/16"	3/4" x 3/8"	10"	0.80	CP	\$124.87	\$154.76
270-10	Pg. 40	10"	1 3/16"	3/4" x 3/8"	14"	1.10	CP	\$177.18	\$219.20
270-X	Pg. 40	Custom per overall inch						\$16.36	\$20.24
271-4	Pg. 40	4"	1 1/2"	3/4" x 1/2"	6"	0.74	CP	\$122.20	\$151.09
271-6	Pg. 40	6"	1 1/2"	3/4" x 1/2"	8"	0.94	CP	\$130.31	\$161.08
271-8	Pg. 40	8"	1 1/2"	3/4" x 1/2"	10"	1.15	CP	\$202.37	\$251.82
271-10	Pg. 40	10"	1 1/2"	3/4" x 1/2"	14"	1.57	CP	\$285.05	\$352.37
271-X	Pg. 40	Custom per overall inch						\$28.97	\$35.88
272-4	Pg. 41	4"	1 1/8"	3/4" x 3/8"	6"	0.52	CP	\$75.15	\$93.01
272-6	Pg. 41	6"	1 1/8"	3/4" x 3/8"	8"	0.67	CP	\$101.30	\$125.22
272-8	Pg. 41	8"	1 1/8"	3/4" x 3/8"	10"	0.82	CP	\$124.87	\$154.76
272-10	Pg. 41	10"	1 1/8"	3/4" x 3/8"	14"	1.13	CP	\$177.18	\$219.20
272-X	Pg. 41	Custom per overall inch						\$16.36	\$20.24
273-4	Pg. 41	4"	1 1/4"	3/4" x 1/2"	6"	0.69	CP	\$122.20	\$151.09
273-6	Pg. 41	6"	1 1/4"	3/4" x 1/2"	8"	0.90	CP	\$130.31	\$161.08
273-8	Pg. 41	8"	1 1/4"	3/4" x 1/2"	10"	1.10	CP	\$202.37	\$251.82
273-10	Pg. 41	10"	1 1/4"	3/4" x 1/2"	14"	1.52	CP	\$285.05	\$352.37
273-X	Pg. 41	Custom per overall inch						\$28.97	\$35.88
274-4	Pg. 42	4"	1 1/4"	3/4" x 3/8"	6"	0.54	CP	\$90.18	\$111.61
274-6	Pg. 42	6"	1 1/4"	3/4" x 3/8"	8"	0.70	CP	\$121.56	\$150.26
274-8	Pg. 42	8"	1 1/4"	3/4" x 3/8"	10"	0.86	CP	\$149.84	\$185.71
274-10	Pg. 42	10"	1 1/4"	3/4" x 3/8"	14"	1.17	CP	\$212.62	\$263.04
274-X	Pg. 42	Custom per overall inch						\$19.63	\$24.29
275-8	Pg. 40	8"	1 3/4"	1 1/4" x 1/2"	10"	1.98	AP, DP, SDP	\$397.80	\$497.65
275-10	Pg. 40	10"	1 3/4"	1 1/4" x 1/2"	14"	2.68	AP, DP, SDP	\$424.34	\$530.42
275-12	Pg. 40	12"	1 3/4"	1 1/4" x 1/2"	16"	3.03	AP, DP, SDP	\$437.60	\$547.43
275-18	Pg. 40	18"	1 3/4"	1 1/4" x 1/2"	22"	4.09	AP, DP, SDP	\$477.40	\$596.75
275-X	Pg. 40	Custom per overall inch						\$38.72	\$48.42
276-8	Pg. 41	8"	1 3/4"	1 1/4" x 1/2"	10"	1.93	AP, DP, SDP	\$397.80	\$497.65
276-10	Pg. 41	10"	1 3/4"	1 1/4" x 1/2"	14"	2.64	AP, DP, SDP	\$424.34	\$530.42
276-12	Pg. 41	12"	1 3/4"	1 1/4" x 1/2"	16"	2.99	AP, DP, SDP	\$437.60	\$547.43
276-18	Pg. 41	18"	1 3/4"	1 1/4" x 1/2"	22"	4.05	AP, DP, SDP	\$477.40	\$596.75
276-X	Pg. 41	Custom per overall inch						\$38.72	\$48.42
278-4	Pg. 42	4"	1 3/8"	3/4" x 1/2"	6"	0.71	CP	\$146.64	\$181.31
278-6	Pg. 42	6"	1 3/8"	3/4" x 1/2"	8"	0.92	CP	\$156.37	\$193.30

SKU	CATALOG PAGE	CtC	PROJ.	DIA.	OVERALL	Wt/ea in lbs	APPLICATION	TIER 1	TIER 2	
278-8	Pg. 42	8"	1 3/8"	3/4" x 1/2"	10"	1.13	CP	\$242.84	\$302.18	
278-10	Pg. 42	10"	1 3/8"	3/4" x 1/2"	14"	1.55	CP	\$342.06	\$422.84	
278-X	Pg. 42	Custom per overall inch							\$34.76	\$43.05
279-8	Pg. 42	8"	1 3/4"	1 1/4" x 1/2"	10"	2.08	AP, DP, SDP	\$477.36	\$597.18	
279-10	Pg. 42	10"	1 3/4"	1 1/4" x 1/2"	14"	2.80	AP, DP, SDP	\$509.21	\$636.50	
279-12	Pg. 42	12"	1 3/4"	1 1/4" x 1/2"	16"	3.15	AP, DP, SDP	\$525.12	\$656.92	
279-18	Pg. 42	18"	1 3/4"	1 1/4" x 1/2"	22"	4.22	AP, DP, SDP	\$572.88	\$716.10	
279-X	Pg. 42	Custom per overall inch							\$46.46	\$58.11
280-3	Pg. 42	3"	1 1/16"	1/2"	5"	0.28	CP	\$95.19	\$120.55	
280-4.5	Pg. 42	4 1/2"	1 1/16"	1/2"	6 1/2"	0.34	CP	\$101.42	\$126.47	
280-4H		4 1/2"	1 1/16"	1/2"	6 1/2"	0.34	Renumbered to 280-4.5, see pg. 42			
281-9.5	Pg. 42	9 1/2"	1 9/16"	3/4"	12 1/2"	1.16	DP	\$231.86	\$289.15	
282-9.5	Pg. 42	9 1/2"	1 15/16"	1"	12 1/2"	2.36	AP, DP, SDP	\$353.66	\$441.08	
283	Pg. 18	-	1 1/8"	1/2"	1 3/4"	0.11	CK	\$37.22	\$45.12	
290	Pg. 19	-	1 3/16"	5/8" max	2"	0.16	CK	\$33.63	\$41.54	
291	Pg. 19	-	1 5/16"	5/8" max	2"	0.17	CK	\$33.63	\$41.54	
292-4	Pg. 43	4"	1 3/8"	3/4" max	6"	0.56	CP	\$45.83	\$56.65	
292-6	Pg. 43	6"	1 3/8"	3/4" max	9"	0.81	CP, DP	\$68.72	\$85.16	
292-8	Pg. 43	8"	1 3/8"	3/4" max	15"	1.31	CP, DP	\$91.63	\$113.55	
292-10	Pg. 43	10"	1 3/8"	3/4" max	18"	1.56	CP, DP	\$114.53	\$141.94	
292-X	Pg. 43	Custom per overall inch							\$14.15	\$17.52
293-4	Pg. 43	4"	1 3/8"	3/4" max	6"	0.65	CP	\$45.83	\$56.65	
293-6	Pg. 43	6"	1 3/8"	3/4" max	9"	0.95	CP, DP	\$68.72	\$85.16	
293-8	Pg. 43	8"	1 3/8"	3/4" max	15"	1.55	CP, DP	\$91.63	\$113.55	
293-10	Pg. 43	10"	1 3/8"	3/4" max	18"	1.85	CP, DP	\$114.53	\$141.94	
293-X	Pg. 43	Custom per overall inch							\$14.15	\$17.52
294-6		6"	2"	1" max	9"	1.62	Renumbered to 296-6, see pg. 43			
294-8	Pg. 43	8"	2 1/4"	1 1/4" max	15"	3.83	CP, AP, DP, SDP	\$397.80	\$497.65	
294-10	Pg. 43	10"	2 1/4"	1 1/4" max	18"	4.56	CP, AP, DP, SDP	\$595.47	\$737.97	
294-14	Pg. 43	14"	2 1/4"	1 1/4" max	23"	5.78	AP, DP, SDP	\$845.81	\$1,058.99	
294-X	Pg. 43	Custom per overall inch							\$48.19	\$60.11
295-6		6"	2"	1" max	9"	1.76	Renumbered to 297-6, see pg. 43			
295-8	Pg. 43	8"	2 1/4"	1 1/4" max	15"	4.47	CP, AP, DP, SDP	\$397.80	\$497.65	
295-10	Pg. 43	10"	2 1/4"	1 1/4" max	18"	5.34	CP, AP, DP, SDP	\$595.47	\$737.97	
295-14	Pg. 43	14"	2 1/4"	1 1/4" max	23"	6.78	AP, DP, SDP	\$845.81	\$1,058.99	
295-X	Pg. 43	Custom per overall inch							\$48.19	\$60.11
296-4	Pg. 43	4"	2"	1" max	6"	1.13	CP	\$207.36	\$259.38	
296-6	Pg. 43	6"	2"	1" max	9"	1.62	CP, AP, DP, SDP	\$311.04	\$389.07	
296-8	Pg. 43	8"	2"	1" max	10"	1.78	CP, AP, DP, SDP	\$345.60	\$432.30	
296-X	Pg. 43	Custom per overall inch							\$44.93	\$56.20
297-4	Pg. 43	4"	2"	1" max	6"	1.22	CP	\$207.36	\$259.38	
297-6	Pg. 43	6"	2"	1" max	9"	1.76	CP, AP, DP, SDP	\$311.04	\$389.07	
297-8	Pg. 43	8"	2"	1" max	10"	1.94	CP, AP, DP, SDP	\$345.60	\$432.30	
297-X	Pg. 43	Custom per overall inch							\$44.93	\$56.20
300-1.5	Pg. 44	1 1/2"	1 3/16"	1/2"	2 1/2"	0.17	CP	\$20.20	\$24.41	
300-1H		1 1/2"	1 3/16"	1/2"	2 1/2"	0.17	Renumbered to 300-1.5, see pg. 44			
300-2.5	Pg. 44	2 1/2"	1 3/16"	1/2"	3 1/2"	0.23	CP	\$27.52	\$34.18	



INDEX

SKU	CATALOG PAGE	CtC	PROJ.	DIA.	OVERALL	Wt/ea in lbs	APPLICATION	TIER 1	TIER 2
300-2H		2 1/2"	1 3/16"	1/2"	3 1/2"	0.23	Renumbered to 300-2.5, see pg. 44		
300-3	Pg. 44	3"	1 3/16"	1/2"	4"	0.25	CP	\$31.44	\$39.03
300-3.5	Pg. 44	3 1/2"	1 3/16"	1/2"	4 1/2"	0.28	CP	\$35.39	\$43.92
300-3H		3 1/2"	1 3/16"	1/2"	4 1/2"	0.28	Renumbered to 300-3.5, see pg. 44		
300-4	Pg. 44	4"	1 3/16"	1/2"	6"	0.37	CP	\$49.41	\$59.65
300-5	Pg. 44	5"	1 3/16"	1/2"	7"	0.43	CP	\$57.65	\$69.61
300-6	Pg. 44	6"	1 3/16"	1/2"	8"	0.49	CP	\$63.44	\$78.05
300-8	Pg. 44	8"	1 3/16"	1/2"	10"	0.60	CP	\$78.63	\$97.59
300-X	Pg. 44	Custom per overall inch						\$10.39	\$12.75
304-3	Pg. 44	3"	1 3/16"	1/2"	4"	0.26	CP	\$29.62	\$37.10
304-3.5	Pg. 44	3 1/2"	1 3/16"	1/2"	4 1/2"	0.29	CP	\$38.50	\$48.19
304-4	Pg. 44	4"	1 3/16"	1/2"	5"	0.32	CP	\$40.05	\$49.64
304-6	Pg. 44	6"	1 3/16"	1/2"	7"	0.43	CP	\$56.08	\$69.50
304-8	Pg. 44	8"	1 3/16"	1/2"	9"	0.55	CP	\$72.09	\$89.35
304-X	Pg. 44	Custom per overall inch						\$12.00	\$14.93
305		3 1/2"	1 3/16"	1/2"	4 1/2"	0.29	Renumbered to 304-3.5, see pg. 44		
306-3	Pg. 45	3"	1 3/16"	7/16"	4 1/2"	0.28	CP	\$37.85	\$47.34
306-3.5	Pg. 45	3 1/2"	1 3/16"	7/16"	6"	0.37	CP	\$52.25	\$65.30
306-4	Pg. 45	4"	1 3/16"	7/16"	6 1/2"	0.40	CP	\$55.77	\$69.11
306-6	Pg. 45	6"	1 3/16"	7/16"	8"	0.49	CP	\$68.64	\$85.06
306-8	Pg. 45	8"	1 3/16"	7/16"	10"	0.60	CP	\$85.79	\$106.33
306-X	Pg. 45	Custom per overall inch						\$12.86	\$15.99
307		3 1/2"	1 3/16"	7/16"	6"	0.37	Renumbered to 306-3.5, see pg. 45		
308	Pg. 19	-	1 5/16"	3/8"	1 7/16"	0.07	CK	\$18.02	
309	Pg. 19	-	1 5/16"	3/8"	2 7/16"	0.10	CK	\$19.97	
310-3	Pg. 45	3"	1 5/16"	3/8"	4 3/4"	0.21	CP	\$39.88	
310-4	Pg. 45	4"	1 5/16"	3/8"	6 1/2"	0.26	CP	\$43.00	
310-X	Pg. 45	Custom per overall inch						\$11.26	
311		4"	1 5/16"	3/8"	6 1/2"	0.26	Renumbered to 310-4, see pg. 45		
320	Pg. 19	-	1 3/16"	9/16"	2"	0.19	CK	\$49.79	\$58.53
321-3.5	Pg. 46	3 1/2"	1 3/16"	9/16"	4 1/2"	0.42	CP	\$71.24	\$84.41
321-3H		3 1/2"	1 3/16"	9/16"	4 1/2"	0.42	Renumbered to 321-3.5, see pg. 46		
321-4	Pg. 46	4"	1 3/16"	9/16"	6"	0.54	CP	\$77.68	\$91.07
321-6	Pg. 46	6"	1 3/16"	9/16"	8"	0.70	CP, DP	\$113.45	\$140.60
321-8	Pg. 46	8"	1 3/16"	9/16"	10"	0.87	CP, DP	\$141.81	\$175.76
321-10	Pg. 46	10"	1 3/16"	9/16"	12"	1.04	CP, DP	\$170.18	\$210.90
321-X	Pg. 46	Custom per overall inch						\$18.54	\$22.53
322-6	Pg. 46	6"	1 1/2"	3/4"	8"	1.25	CP, DP	\$157.05	\$185.32
322-8	Pg. 46	8"	1 1/2"	3/4"	10"	1.55	CP, DP	\$196.26	\$243.23
322-10	Pg. 46	10"	1 1/2"	3/4"	12"	1.84	CP, DP	\$235.52	\$291.87
322-12	Pg. 46	12"	1 1/2"	3/4"	14"	2.14	DP	\$274.77	\$340.53
322-X	Pg. 46	Custom per overall inch						\$25.52	\$31.24
323-8	Pg. 46	8"	2 3/16"	1"	10"	2.82	CP, AP, DP, SDP	\$283.75	\$351.65
323-10	Pg. 46	10"	2 3/16"	1"	12"	3.35	CP, AP, DP, SDP	\$340.55	\$401.84
323-12	Pg. 46	12"	2 3/16"	1"	14"	3.88	CP, AP, DP, SDP	\$397.31	\$468.81
323-18	Pg. 46	18"	2 3/16"	1"	20"	5.47	AP, DP, SDP	\$581.69	\$715.74
323-24	Pg. 46	24"	2 3/16"	1"	26"	7.06	AP, DP, SDP	\$737.74	\$914.29

SKU	CATALOG PAGE	CtC	PROJ.	DIA.	OVERALL	Wt/ea in lbs	APPLICATION	TIER 1	TIER 2	
323-X	Pg. 46	Custom per overall inch							\$37.07	\$45.00
340-4	Pg. 35	4"	1 3/8"	3/4" max	6"	0.53	CP	\$45.83	\$56.65	
340-6	Pg. 35	6"	1 3/8"	3/4" max	9"	0.78	CP, DP	\$68.72	\$85.16	
340-8	Pg. 35	8"	1 3/8"	3/4" max	15"	1.28	CP, DP	\$91.63	\$113.55	
340-10	Pg. 35	10"	1 3/8"	3/4" max	18"	1.53	CP, DP	\$114.53	\$141.94	
340-X	Pg. 35	Custom per overall inch							\$14.15	\$17.52
341-4	Pg. 35	4"	1 3/8"	3/4" max	6"	0.63	CP	\$45.83	\$56.71	
341-6	Pg. 35	6"	1 3/8"	3/4" max	9"	0.93	CP, DP	\$68.72	\$85.16	
341-8	Pg. 35	8"	1 3/8"	3/4" max	15"	1.52	CP, DP	\$91.63	\$113.55	
341-10	Pg. 35	10"	1 3/8"	3/4" max	18"	1.82	CP, DP	\$114.53	\$141.94	
341-X	Pg. 35	Custom per overall inch							\$14.15	\$17.53
376	Pg. 20	-	1"	7/8"	-	0.10	CK	\$38.07		
377	Pg. 20	-	1 1/4"	1 1/4"	-	0.24	CK, SDK	\$55.68		
378	Pg. 20	-	1"	1 1/4"	-	0.15	CK, SDK	\$36.51		
403		3 1/2"	7/8"	1 1/8"	4"		Discontinued			
404		3"	1 11/16"	1 3/4"	3 7/16"		Discontinued			
405		3"	1 3/8"	1 3/8"	4 11/16"		Discontinued			
413-3	Pg. 47	3"	1 3/16"	1/2"	4"	0.27	CP	\$61.89	\$76.74	
413-3.5	Pg. 47	3 1/2"	1 3/16"	1/2"	4 1/2"	0.30	CP	\$64.69	\$80.22	
413-4	Pg. 47	4"	1 3/16"	1/2"	5"	0.33	CP	\$67.51	\$83.71	
413-6	Pg. 47	6"	1 3/16"	1/2"	7"	0.45	CP, DP	\$78.76	\$97.66	
413-8	Pg. 47	8"	1 3/16"	1/2"	9"	0.56	CP, DP	\$90.01	\$111.62	
413-X	Pg. 47	Custom per overall inch							\$16.80	\$20.83
414-4	Pg. 47	4"	1 7/16"	5/8"	5"	0.57	CP	\$99.86	\$123.83	
414-6	Pg. 47	6"	1 7/16"	5/8"	7"	0.75	CP, DP, SDP	\$114.13	\$141.52	
414-8	Pg. 47	8"	1 7/16"	5/8"	9"	0.93	CP, AP, DP, SDP	\$128.39	\$159.20	
414-10	Pg. 47	10"	1 7/16"	5/8"	11"	1.12	CP, AP, DP, SDP	\$142.66	\$176.89	
414-X	Pg. 47	Custom per overall inch							\$20.64	\$25.59
415-6	Pg. 47	6"	1 9/16"	3/4"	7"	1.04	CP, DP, SDP	\$139.50	\$172.98	
415-8	Pg. 47	8"	1 9/16"	3/4"	9"	1.31	CP, AP, DP, SDP	\$147.25	\$182.59	
415-10	Pg. 47	10"	1 9/16"	3/4"	11"	1.58	CP, AP, DP, SDP	\$170.50	\$211.42	
415-12	Pg. 47	12"	1 9/16"	3/4"	13"	1.84	CP, AP, DP, SDP	\$186.00	\$230.64	
415-X	Pg. 47	Custom per overall inch							\$21.48	\$26.64
420-1	Pg. 48	1"	7/8"	7/8"	2"	0.11	CK, CP	\$25.11	\$30.33	
420		1"	7/8"	7/8"	2"	0.11	Renumbered to 420-1, see pg. 48			
420-1.5	Pg. 48	1 1/2"	7/8"	7/8"	2 1/2"	0.13	CK, CP	\$30.56	\$34.28	
420-3	Pg. 48	3"	7/8"	7/8"	3 1/2"	0.18	CP	\$34.93	\$42.16	
420-3.5	Pg. 48	3 1/2"	7/8"	7/8"	4 1/2"	0.23	CP	\$41.46	\$50.06	
420-4	Pg. 48	4"	7/8"	7/8"	5 1/2"	0.28	CP	\$47.99	\$57.95	
420-5	Pg. 48	5"	7/8"	7/8"	6 1/2"	0.38	CP	\$54.52	\$65.85	
420-6	Pg. 48	6"	7/8"	7/8"	7 1/2"	0.44	CP	\$61.05	\$73.74	
420-8	Pg. 48	8"	7/8"	7/8"	9 1/2"	0.57	CP	\$74.11	\$89.53	
420-X	Pg. 48	Custom per overall inch							\$12.52	\$14.95
425		1 1/2"	7/8"	7/8"	2 1/2"	0.13	Renumbered to 420-1.5, see pg. 48			
435		3"	7/8"	7/8"	3 1/2"	0.18	Renumbered to 420-3, see pg. 48			
445		3 1/2"	7/8"	7/8"	4 1/2"	0.23	Renumbered to 420-3.5, see pg. 48			
455		3 1/2"	7/8"	7/8"	5 1/2"	0.28	Renumbered to 420-4, see pg. 48			



INDEX

SKU	CATALOG PAGE	CtC	PROJ.	DIA.	OVERALL	Wt/ea in lbs	APPLICATION	TIER 1	TIER 2	
457-1.5	Pg. 48	1 1/2"	7/8"	7/8"	2 1/2"	0.16	CK, CP	\$30.56	\$36.89	
457-4	Pg. 48	4"	7/8"	7/8"	6"	0.37	CP	\$47.62	\$57.51	
457-6	Pg. 48	6"	7/8"	7/8"	8"	0.49	CP	\$63.49	\$76.69	
457-8	Pg. 48	8"	7/8"	7/8"	10"	0.61	CP	\$79.74	\$95.88	
457-X	Pg. 48	Custom per overall inch							\$11.72	\$14.14
458-1.5	Pg. 49	1 1/2"	7/8"	7/8"	2 1/2"	0.16	CK, CP	\$30.56	\$36.89	
458-4	Pg. 49	4"	7/8"	7/8"	6"	0.38	CP	\$47.62	\$57.51	
458-6	Pg. 49	6"	7/8"	7/8"	8"	0.50	CP	\$63.49	\$76.69	
458-8	Pg. 49	8"	7/8"	7/8"	10"	0.63	CP	\$79.74	\$95.88	
458-X	Pg. 49	Custom per overall inch							\$11.72	\$14.14
460-1	Pg. 49	1"	3/4"	1 1/4"	2"	0.22	CK, CP	\$38.30	\$46.53	
460-1.5	Pg. 49	1 1/2"	3/4"	1 1/4"	2 1/2"	0.27	CK, CP	\$39.96	\$48.35	
460-2	Pg. 49	2"	3/4"	1 1/4"	3"	0.33	CP	\$41.12	\$49.89	
460-4	Pg. 49	4"	3/4"	1 1/4"	5"	0.54	CP	\$46.42	\$56.41	
460-X	Pg. 49	Custom per overall inch							\$18.89	\$22.92
490-1.5	Pg. 50	1 1/2"	7/8"	1 1/16"	2"	0.19	CK, CP	\$40.16	\$48.81	
490-1H		1 1/2"	7/8"	1 1/16"	2"	0.19	Renumbered to 490-1.5, see pg. 50			
490-4	Pg. 50	4"	7/8"	1 1/16"	6"	0.57	CP	\$54.76	\$66.53	
490-6	Pg. 50	6"	7/8"	1 1/16"	8"	0.75	CP, DP	\$94.96	\$117.69	
490-8	Pg. 50	8"	7/8"	1 1/16"	10"	0.94	CP, DP	\$118.70	\$147.11	
490-X	Pg. 50	Custom per overall inch							\$17.21	\$21.10
500-1.5	Pg. 36	1 1/2"	1 1/4"	1/2"	2 1/2"	0.18	CP	\$20.20	\$24.41	
500-1H		1 1/2"	1 1/4"	1/2"	2 1/2"	0.18	Renumbered to 500-1.5, see pg. 36			
500-2.5	Pg. 36	2 1/2"	1 1/4"	1/2"	3 1/2"	0.24	CP	\$27.52	\$34.17	
500-2H		2 1/2"	1 1/4"	1/2"	3 1/2"	0.24	Renumbered to 500-2.5, see pg. 36			
500-3	Pg. 36	3"	1 1/4"	1/2"	4"	0.27	CP	\$31.44	\$39.03	
500-3.5	Pg. 36	3 1/2"	1 1/4"	1/2"	4 1/2"	0.30	CP	\$35.39	\$43.92	
500-3H		3 1/2"	1 1/4"	1/2"	4 1/2"	0.30	Renumbered to 500-3.5, see pg. 36			
500-4	Pg. 36	4"	1 1/4"	1/2"	6"	0.38	CP	\$49.41	\$59.65	
500-5	Pg. 36	5"	1 1/4"	1/2"	7"	0.44	CP	\$57.65	\$69.61	
500-6	Pg. 36	6"	1 1/4"	1/2"	8"	0.50	CP	\$63.44	\$78.05	
500-8	Pg. 36	8"	1 1/4"	1/2"	10"	0.61	CP	\$78.63	\$97.59	
500-X	Pg. 36	Custom per overall inch							\$10.39	\$12.75
504-3		3"	1 1/4"	1/2"	4"	0.27	Renumbered to 413-3, see pg. 47			
504-X		Custom per overall inch							Renumbered to 413-X, see pg. 47	
505		3 1/2"	1 1/4"	1/2"	4 1/2"	0.30	Renumbered to 413-3.5, see pg. 47			
506-3	Pg. 33	3"	1 1/4"	7/16"	4 1/2"	0.30	CP	\$37.85	\$47.34	
506-3.5	Pg. 33	3 1/2"	1 1/4"	7/16"	6"	0.38	CP	\$52.25	\$65.34	
506-4	Pg. 33	4"	1 1/4"	7/16"	5 1/2"	0.36	CP	\$47.19	\$58.48	
506-5	Pg. 33	5"	1 1/4"	7/16"	6 1/2"	0.41	CP	\$55.77	\$69.11	
506-6	Pg. 33	6"	1 1/4"	7/16"	7 1/2"	0.47	CP, DP	\$64.35	\$79.74	
506-8	Pg. 33	8"	1 1/4"	7/16"	9 1/2"	0.59	CP, DP	\$81.51	\$101.01	
506-X	Pg. 33	Custom per overall inch							\$11.15	\$13.85
507		3 1/2"	1 1/4"	7/16"	6"	0.38	Renumbered to 506-3.5, see pg. 33			
508-4	Pg. 37	4"	1 3/16"	3/4" x 3/8"	6"	0.57	CP	\$90.68	\$112.70	
508-6	Pg. 37	6"	1 3/16"	3/4" x 3/8"	8"	0.74	CP, DP	\$120.91	\$149.84	
508-8	Pg. 37	8"	1 3/16"	3/4" x 3/8"	10"	0.91	CP, DP	\$151.13	\$187.30	

SKU	CATALOG PAGE	CtC	PROJ.	DIA.	OVERALL	Wt/ea in lbs	APPLICATION	TIER 1	TIER 2
508-10	Pg. 37	10"	1 3/16"	3/4" x 3/8"	12"	1.08	CP, DP	\$181.36	\$224.76
508-X	Pg. 37	Custom per overall inch						\$19.65	\$24.37
510	Pg. 20	-	1 3/16"	1"	-	0.12	CK	\$17.93	\$22.42
511	Pg. 20	-	1 3/16"	1 1/4"	-	0.16	CK	\$21.64	\$27.05
512	Pg. 20	-	1 3/16"	1 1/2"	-	0.21	CK	\$25.00	\$31.28
517	Pg. 21	-	1 1/16"	1"	-	0.12	CK	\$39.58	\$48.92
520	Pg. 20	-	1 3/16"	1"	-	0.14	CK	\$21.64	\$27.05
521	Pg. 20	-	1 3/16"	1 1/4"	-	0.21	CK	\$25.00	\$31.28
522	Pg. 20	-	1 3/16"	1 1/2"	-	0.29	CK	\$28.51	\$35.68
526	Pg. 21	-	1 3/16"	1 1/4"	-	0.18	CK	\$36.65	\$45.29
527	Pg. 21	-	1 3/16"	1 1/2"	-	0.26	CK	\$38.79	\$47.97
528	Pg. 21	-	1 1/4"	1 1/4"	-	0.20	CK, SDK	\$43.98	\$54.35
529	Pg. 21	-	1 1/4"	1 1/2"	-	0.27	CK, SDK	\$46.55	\$57.56
530	Pg. 21	-	1 3/16"	1"	-	0.13	CK	\$21.64	\$27.05
531	Pg. 21	-	1 3/16"	1 1/4"	-	0.18	CK	\$25.00	\$31.28
532	Pg. 21	-	1 3/16"	1 1/2"	-	0.25	CK	\$28.51	\$35.70
534	Pg. 21	-	1 3/8"	1/2"	1 1/2"	0.15	CK	\$34.64	\$43.20
535-3	Pg. 51	3"	1 3/8"	1/2"	4"	0.36	CP	\$38.76	\$48.32
535-4	Pg. 51	4"	1 3/8"	1/2"	5"	0.42	CP	\$48.47	\$60.06
535-6	Pg. 51	6"	1 3/8"	1/2"	7"	0.54	CP, DP	\$67.80	\$84.60
535-8	Pg. 51	8"	1 3/8"	1/2"	9"	0.66	CP, DP	\$87.23	\$108.11
535-X	Pg. 51	Custom per overall inch						\$12.60	\$15.66
536-6	Pg. 51	6"	1 11/16"	5/8"	7 1/2"	0.94	CP, AP, DP, SDP	\$87.15	\$108.01
536-8	Pg. 51	8"	1 11/16"	5/8"	9 1/2"	1.13	CP, AP, DP, SDP	\$110.40	\$134.22
536-10	Pg. 51	10"	1 11/16"	5/8"	11 1/2"	1.32	CP, AP, DP, SDP	\$133.63	\$165.61
536-X	Pg. 51	Custom per overall inch						\$15.11	\$18.60
537-6	Pg. 51	6"	2"	3/4"	8"	1.56	CP, AP, DP, SDP	\$102.22	\$126.69
537-8	Pg. 51	8"	2"	3/4"	10"	1.83	CP, AP, DP, SDP	\$127.78	\$158.36
537-10	Pg. 51	10"	2"	3/4"	12"	2.10	CP, AP, DP, SDP	\$153.33	\$186.40
537-12	Pg. 51	12"	2"	3/4"	14"	2.37	CP, AP, DP, SDP	\$178.89	\$221.71
537-X	Pg. 51	Custom per overall inch						\$16.61	\$20.49
538-8	Pg. 51	8"	2 5/8"	1"	10 1/2"	3.25	CP, AP, DP, SDP	\$227.17	\$281.53
538-10	Pg. 51	10"	2 5/8"	1"	12 1/2"	3.73	CP, AP, DP, SDP	\$270.40	\$319.06
538-12	Pg. 51	12"	2 5/8"	1"	14 1/2"	4.21	CP, AP, DP, SDP	\$313.71	\$388.78
538-18	Pg. 51	18"	2 5/8"	1"	20 1/2"	5.65	CP, AP, DP, SDP	\$443.52	\$548.04
538-24	Pg. 51	24"	2 5/8"	1"	26 1/2"	7.09	CP, AP, DP, SDP	\$573.33	\$710.52
538-X	Pg. 51	Custom per overall inch						\$28.12	\$34.50
540	Pg. 22	-	1 1/4"	5/8" max	2"	0.15	CK	\$33.63	\$41.54
541	Pg. 22	-	1 3/8"	5/8" max	2"	0.15	CK	\$33.63	\$41.54
545-4	Pg. 52	4"	1 3/16"	1/2"	5"	0.29	CP	\$70.90	\$89.06
545-5	Pg. 52	5"	1 3/16"	1/2"	6"	0.34	CP	\$85.10	\$105.46
545-6	Pg. 52	6"	1 3/16"	1/2"	7"	0.39	CP, DP	\$99.28	\$123.02
545-8	Pg. 52	8"	1 3/16"	1/2"	9"	0.49	CP, DP	\$127.63	\$158.18
545-X	Pg. 52	Custom per overall inch						\$18.44	\$22.93
546-4	Pg. 52	4"	1 7/16"	5/8"	5 1/2"	0.51	CP	\$82.58	\$103.23
546-6	Pg. 52	6"	1 7/16"	5/8"	7 1/2"	0.68	CP, DP	\$111.81	\$139.76
546-8	Pg. 52	8"	1 7/16"	5/8"	9 1/2"	0.84	CP, DP	\$141.04	\$176.30



INDEX

SKU	CATALOG PAGE	CtC	PROJ.	DIA.	OVERALL	Wt/ea in lbs	APPLICATION	TIER 1	TIER 2
546-10	Pg. 52	10"	1 7/16"	5/8"	11 1/2"	1.00	CP, DP	\$170.27	\$212.84
546-X	Pg. 52	Custom per overall inch						\$19.36	\$24.20
547-6	Pg. 52	6"	1 9/16"	3/4"	8"	1.09	CP, DP, SDP	\$120.33	\$149.13
547-8	Pg. 52	8"	1 9/16"	3/4"	10"	1.34	CP, AP, DP, SDP	\$150.45	\$188.06
547-10	Pg. 52	10"	1 9/16"	3/4"	12"	1.58	CP, AP, DP, SDP	\$180.49	\$223.69
547-12	Pg. 52	12"	1 9/16"	3/4"	14"	1.82	CP, AP, DP, SDP	\$210.57	\$260.96
547-X	Pg. 52	Custom per overall inch						\$22.56	\$28.02
548	Pg. 22	-	1 1/4"	3/4"	-	0.16	CK, SDK	\$27.06	\$33.83
549	Pg. 22	-	1 1/4"	1"	-	0.29	CK, SDK	\$31.57	\$39.47
550	Pg. 22	-	1 1/4"	1 1/4"	-	0.46	CK, SDK	\$37.88	\$47.34
551-4	Pg. 53	4"	1 3/16"	1/2"	5"	0.33	CP	\$70.90	\$89.06
551-5	Pg. 53	5"	1 3/16"	1/2"	6"	0.39	CP	\$85.10	\$105.46
551-6	Pg. 53	6"	1 3/16"	1/2"	7"	0.45	CP, DP	\$99.28	\$123.02
551-8	Pg. 53	8"	1 3/16"	1/2"	9"	0.57	CP, DP	\$127.63	\$158.18
551-X	Pg. 53	Custom per overall inch						\$18.44	\$22.93
552-4	Pg. 53	4"	1 3/8"	5/8"	5 1/2"	0.56	CP	\$82.58	\$103.23
552-6	Pg. 53	6"	1 3/8"	5/8"	7 1/2"	0.75	CP, DP	\$111.81	\$139.76
552-8	Pg. 53	8"	1 3/8"	5/8"	9 1/2"	0.94	CP, DP	\$141.04	\$176.30
552-10	Pg. 53	10"	1 3/8"	5/8"	11 1/2"	1.12	CP, DP	\$170.27	\$212.84
552-X	Pg. 53	Custom per overall inch						\$19.36	\$24.20
553-6	Pg. 53	6"	1 1/2"	3/4"	8"	1.15	CP, DP, SDP	\$120.33	\$149.13
553-8	Pg. 53	8"	1 1/2"	3/4"	10"	1.41	CP, AP, DP, SDP	\$150.45	\$188.06
553-10	Pg. 53	10"	1 1/2"	3/4"	12"	1.67	CP, AP, DP, SDP	\$180.49	\$223.69
553-12	Pg. 53	12"	1 1/2"	3/4"	14"	1.93	CP, AP, DP, SDP	\$210.57	\$260.96
553-X	Pg. 53	Custom per overall inch						\$22.56	\$28.02
557-4	Pg. 54	4"	1 3/16"	1/2"	5"	0.29	CP	\$70.90	\$89.06
557-5	Pg. 54	5"	1 3/16"	1/2"	6"	0.34	CP	\$85.10	\$105.46
557-6	Pg. 54	6"	1 3/16"	1/2"	7"	0.39	CP, DP	\$99.28	\$123.02
557-8	Pg. 54	8"	1 3/16"	1/2"	9"	0.49	CP, DP	\$127.63	\$158.18
557-X	Pg. 54	Custom per overall inch						\$18.44	\$22.93
558-4	Pg. 54	4"	1 7/16"	5/8"	5 1/2"	0.51	CP	\$82.58	\$103.23
558-6	Pg. 54	6"	1 7/16"	5/8"	7 1/2"	0.68	CP, DP	\$111.81	\$139.76
558-8	Pg. 54	8"	1 7/16"	5/8"	9 1/2"	0.84	CP, DP	\$141.04	\$176.30
558-10	Pg. 54	10"	1 7/16"	5/8"	11 1/2"	1.01	CP, DP	\$170.27	\$212.84
558-X	Pg. 54	Custom per overall inch						\$19.36	\$24.20
559-6	Pg. 54	6"	1 9/16"	3/4"	8"	1.10	CP, DP, SDP	\$120.33	\$149.13
559-8	Pg. 54	8"	1 9/16"	3/4"	10"	1.34	CP, AP, DP, SDP	\$150.45	\$188.06
559-10	Pg. 54	10"	1 9/16"	3/4"	12"	1.58	CP, AP, DP, SDP	\$180.49	\$223.69
559-12	Pg. 54	12"	1 9/16"	3/4"	14"	1.82	CP, AP, DP, SDP	\$210.57	\$260.96
559-X	Pg. 54	Custom per overall inch						\$22.56	\$28.02
560	Pg. 22	-	1 1/4"	3/4"	-	0.17	CK, SDK	\$27.06	\$33.83
561	Pg. 22	-	1 1/4"	1"	-	0.29	CK, SDK	\$31.57	\$39.47
562	Pg. 22	-	1 1/4"	1 1/4"	-	0.46	CK, SDK	\$37.88	\$47.34
563-4	Pg. 55	4"	1 3/16"	1/2"	5"	0.32	CP	\$70.90	\$89.06
563-5	Pg. 55	5"	1 3/16"	1/2"	6"	0.37	CP	\$85.10	\$105.46
563-6	Pg. 55	6"	1 3/16"	1/2"	7"	0.43	CP, DP	\$99.28	\$123.02
563-8	Pg. 55	8"	1 3/16"	1/2"	9"	0.54	CP, DP	\$127.63	\$158.18



SKU	CATALOG PAGE	CtC	PROJ.	DIA.	OVERALL	Wt/ea in lbs	APPLICATION	TIER 1	TIER 2	
563-X	Pg. 55	Custom per overall inch							\$18.44	\$22.93
564-4	Pg. 55	4"	1 3/8"	5/8"	5 1/2"	0.55	CP	\$82.58	\$103.23	
564-6	Pg. 55	6"	1 3/8"	5/8"	7 1/2"	0.74	CP, DP	\$111.81	\$139.76	
564-8	Pg. 55	8"	1 3/8"	5/8"	9 1/2"	0.92	CP, DP	\$141.04	\$176.30	
564-10	Pg. 55	10"	1 3/8"	5/8"	11 1/2"	1.10	CP, DP	\$170.27	\$212.84	
564-X	Pg. 55	Custom per overall inch							\$19.36	\$24.20
565-6	Pg. 55	6"	1 1/2"	3/4"	8"	1.16	CP, DP, SDP	\$120.33	\$149.13	
565-8	Pg. 55	8"	1 1/2"	3/4"	10"	1.43	CP, AP, DP, SDP	\$150.45	\$188.06	
565-10	Pg. 55	10"	1 1/2"	3/4"	12"	1.69	CP, AP, DP, SDP	\$180.49	\$223.69	
565-12	Pg. 55	12"	1 1/2"	3/4"	14"	1.95	CP, AP, DP, SDP	\$210.57	\$260.96	
565-X	Pg. 55	Custom per overall inch							\$22.56	\$28.02
566-10	Pg. 52	10"	2 1/8"	1"	14"	3.21	CP, AP, DP, SDP	\$384.15	\$480.21	
566-12	Pg. 52	12"	2 1/8"	1"	16"	3.63	AP, DP, SDP	\$439.09	\$544.17	
566-18	Pg. 52	18"	2 1/8"	1"	22"	4.90	AP, DP, SDP	\$603.74	\$748.76	
566-24	Pg. 52	24"	2 1/8"	1"	28"	6.16	AP, DP, SDP	\$768.41	\$952.28	
566-X	Pg. 52	Custom per overall inch							\$35.67	\$44.32
567-10	Pg. 53	10"	2 1/8"	1"	14"	3.53	CP, AP, DP, SDP	\$384.15	\$480.21	
567-12	Pg. 53	12"	2 1/8"	1"	16"	4.00	AP, DP, SDP	\$439.09	\$544.17	
567-18	Pg. 53	18"	2 1/8"	1"	22"	5.42	AP, DP, SDP	\$603.74	\$748.76	
567-24	Pg. 53	24"	2 1/8"	1"	28"	6.84	AP, DP, SDP	\$768.41	\$952.28	
567-X	Pg. 53	Custom per overall inch							\$35.67	\$44.32
568-10	Pg. 54	10"	2 1/8"	1"	14"	3.21	CP, AP, DP, SDP	\$384.15	\$480.21	
568-12	Pg. 54	12"	2 1/8"	1"	16"	3.63	AP, DP, SDP	\$439.09	\$544.17	
568-18	Pg. 54	18"	2 1/8"	1"	22"	4.90	AP, DP, SDP	\$603.74	\$748.76	
568-24	Pg. 54	24"	2 1/8"	1"	28"	6.16	AP, DP, SDP	\$768.41	\$952.28	
568-X	Pg. 54	Custom per overall inch							\$35.67	\$44.32
569-10	Pg. 55	10"	2 1/8"	1"	14"	3.53	CP, AP, DP, SDP	\$384.15	\$480.21	
569-12	Pg. 55	12"	2 1/8"	1"	16"	4.00	AP, DP, SDP	\$439.09	\$544.17	
569-18	Pg. 55	18"	2 1/8"	1"	22"	5.42	AP, DP, SDP	\$603.74	\$748.76	
569-24	Pg. 55	24"	2 1/8"	1"	28"	6.84	AP, DP, SDP	\$768.41	\$952.28	
569-X	Pg. 55	Custom per overall inch							\$35.67	\$44.32
570	Pg. 23	-	1 3/8"	1/2"	2"	0.17	CK	\$46.74	\$55.15	
571	Pg. 23	-	1 3/8"	1/2"	2"	0.17	CK	\$46.74	\$55.15	
577	Pg. 23	-	1 1/16"	1"	-	0.12	CK	\$52.47	\$62.96	
578	Pg. 23	-	1 1/8"	1 1/4"	-	0.20	CK, SDK	\$58.53	\$70.24	
579	Pg. 23	-	1 5/16"	1 1/2"	-	0.34	CK, SDK	\$65.30	\$78.35	
580	Pg. 23	-	1 1/16"	1"	-	0.12	CK	\$45.03	\$54.04	
581	Pg. 23	-	1 1/8"	1 1/4"	-	0.20	CK, SDK	\$48.48	\$56.20	
582	Pg. 23	-	1 5/16"	1 1/2"	-	0.34	CK, SDK	\$52.18	\$62.68	
583	Pg. 24	-	1 1/16"	1"	-	0.12	CK	\$52.47	\$62.96	
584	Pg. 24	-	1 1/8"	1 1/4"	-	0.20	CK, SDK	\$58.53	\$70.24	
585	Pg. 24	-	1 5/16"	1 1/2"	-	0.34	CK, SDK	\$65.30	\$78.35	
586	Pg. 24	-	1 1/16"	1"	-	0.12	CK	\$52.47	\$62.96	
587	Pg. 24	-	1 1/8"	1 1/4"	-	0.20	CK, SDK	\$58.53	\$70.24	
588	Pg. 24	-	1 5/16"	1 1/2"	-	0.34	CK, SDK	\$65.30	\$78.35	
591	Pg. 24	-	1"	1 1/4"	-	0.16	CK	\$74.68	\$88.12	
592	Pg. 91	-	5/16"	1 3/4"	-	0.14	BP	\$30.76	\$36.29	



INDEX

SKU	CATALOG PAGE	CtC	PROJ.	DIA.	OVERALL	Wt/ea in lbs	APPLICATION	TIER 1	TIER 2
595	Pg. 24	-	1"	1 1/4"	-	0.16	CK	\$74.68	\$88.12
600		3 1/2"	7/8"	1/2"	4 5/16"		Discontinued		
601		3"	7/8"	1/2"	3 13/16"		Discontinued		
609		-	1"	5/8"	-		Discontinued		
610		3"	1"	5/8"	4"		Discontinued		
611		3 1/2"	1"	5/8"	4 1/2"		Discontinued		
612-3	Pg. 56	3"	7/8"	3/8" x 1/4"	4 1/4"	0.16	CP	\$34.20	\$37.95
612-3.5	Pg. 56	3 1/2"	7/8"	3/8" x 1/4"	4 3/4"	0.18	CP	\$35.48	\$39.67
612-4	Pg. 56	4"	7/8"	3/8" x 1/4"	5 1/4"	0.19	CP	\$43.96	\$49.15
612-5	Pg. 56	5"	7/8"	3/8" x 1/4"	6 1/4"	0.22	CP	\$51.95	\$58.09
612-6	Pg. 56	6"	7/8"	3/8" x 1/4"	7 1/4"	0.25	CP	\$59.92	\$67.02
612-8	Pg. 56	8"	7/8"	3/8" x 1/4"	9 1/4"	0.30	CP	\$75.88	\$84.89
612-X	Pg. 56	Custom per overall inch						\$10.55	\$11.78
613		3 1/2"	7/8"	3/8" x 1/4"	4 3/4"	0.18	Renumbered to 612-3.5, see pg. 56		
620	Pg. 25	-	1 3/16"	1"	-	0.11	CK	\$51.94	\$61.30
621	Pg. 25	-	1 3/16"	1 1/4"	-	0.16	CK	\$57.10	\$67.36
622	Pg. 25	-	1 3/16"	1 1/2"	-	0.20	CK	\$69.09	\$81.53
623	Pg. 25	-	1 3/16"	1"	-	0.13	CK	\$67.49	\$80.07
624	Pg. 25	-	1 3/16"	1 1/4"	-	0.19	CK	\$81.66	\$96.36
625	Pg. 25	-	1 3/16"	1 1/2"	-	0.27	CK	\$97.56	\$115.12
626	Pg. 25	-	1 3/16"	1"	-	0.12	CK	\$67.49	\$80.07
627	Pg. 25	-	1 3/16"	1 1/4"	-	0.17	CK	\$81.66	\$96.36
628	Pg. 25	-	1 3/16"	1 1/2"	-	0.25	CK	\$97.56	\$115.12
632	Pg. 25	-	1 3/16"	1 1/4"	-	0.17	CK, SDK	\$41.70	\$49.21
633	Pg. 25	-	1 1/4"	1 1/2"	-	0.28	CK, SDK	\$52.45	\$61.89
636	Pg. 26	-	1 5/8"	1 1/4"	-	0.32	CK, SDK	\$41.70	\$49.21
637	Pg. 26	-	1 7/8"	1 1/2"	-	0.55	CK, SDK	\$52.45	\$61.89
655		-	1 1/8"	1 3/16"	-	0.18	Discontinued		
656		-	3/16"	1 3/16"	-	0.04	Discontinued		
657		-	1 1/4"	1 7/16"	-	0.25	Discontinued		
658		-	3/16"	1 5/8"	-	0.08	Discontinued		
661-3	Pg. 56	3"	15/16"	5/16" x 3/16"	3 3/8"	0.11	CP	\$22.35	\$27.98
661		3"	15/16"	5/16" x 3/16"	3 3/8"	0.11	Renumbered to 661-3, see pg. 56		
661-3.5	Pg. 56	3 1/2"	15/16"	5/16" x 3/16"	3 7/8"	0.12	CP	\$24.06	\$29.92
661-4	Pg. 56	4"	15/16"	5/16" x 3/16"	4 3/8"	0.13	CP	\$25.51	\$31.92
662		3 1/2"	15/16"	5/16"	3 7/8"	0.12	Renumbered to 661-3.5, see pg. 56		
663		4"	15/16"	5/16"	4 3/8"	0.13	Renumbered to 661-4, see pg. 56		
667-2	Pg. 57	2"	1"	1/4" x 3/8"	2 3/8"	0.10	CP	\$34.36	\$41.77
667-4	Pg. 57	4"	1"	1/4" x 3/8"	4 3/8"	0.15	CP	\$43.30	\$52.60
667-5	Pg. 57	5"	1"	1/4" x 3/8"	5 3/8"	0.18	CP	\$46.92	\$56.98
667-6	Pg. 57	6"	1"	1/4" x 3/8"	6 3/8"	0.20	CP	\$50.52	\$61.37
667-8	Pg. 57	8"	1"	1/4" x 3/8"	8 3/8"	0.25	CP	\$63.21	\$74.14
667-10	Pg. 57	10"	1"	1/4" x 3/8"	10 3/8"	0.30	CP	\$106.84	\$132.42
667-X	Pg. 57	Custom per overall inch						\$12.75	\$15.48
668-2	Pg. 57	2"	1"	1/4" x 3/8"	2 1/2"	0.12	CP	\$34.36	\$41.77
668-4	Pg. 57	4"	1"	1/4" x 3/8"	4 1/2"	0.19	CP	\$43.30	\$52.60
668-5	Pg. 57	5"	1"	1/4" x 3/8"	5 1/2"	0.23	CP	\$46.92	\$56.98

SKU	CATALOG PAGE	CtC	PROJ.	DIA.	OVERALL	Wt/ea in lbs	APPLICATION	TIER 1	TIER 2	
668-6	Pg. 57	6"	1"	1/4" x 3/8"	6 1/2"	0.27	CP	\$50.52	\$61.37	
668-8	Pg. 57	8"	1"	1/4" x 3/8"	8 1/2"	0.35	CP	\$63.21	\$74.14	
668-10	Pg. 57	10"	1"	1/4" x 3/8"	10 1/2"	0.42	CP	\$106.84	\$132.42	
668-X	Pg. 57	Custom per overall inch							\$12.41	\$15.07
669-2	Pg. 58	2"	1"	3/8" x 1/4"	2 3/8"	0.15	CP	\$36.84	\$44.75	
669-4	Pg. 58	4"	1"	3/8" x 1/4"	4 3/8"	0.21	CP	\$46.40	\$56.35	
669-6	Pg. 58	6"	1"	3/8" x 1/4"	6 3/8"	0.27	CP	\$52.38	\$63.65	
669-X	Pg. 58	Custom per overall inch							\$14.88	\$18.07
674	Pg. 26	-	1 1/8"	1 3/16"	-	0.15	CK, SDK	\$23.47	\$29.30	
675	Pg. 26	-	1 1/4"	1 3/8"	-	0.21	CK, SDK	\$26.66	\$33.28	
676	Pg. 26	-	1 7/16"	1 1/2"	-	0.29	CK, SDK	\$29.85	\$37.18	
700-1.5	Pg. 84	1 1/2"	1"	3/32"	2"	0.21	EP, CP	\$27.68	\$32.66	
700-1H		1 1/2"	1"	3/32"	2"	0.21	Renumbered to 700-1.5, see pg. 84			
700-3	Pg. 84	3"	1"	3/32"	4"	0.41	EP, CP	\$39.69	\$46.83	
700-4	Pg. 84	4"	1"	3/32"	5"	0.52	EP, CP	\$49.35	\$58.22	
700-5	Pg. 84	5"	1"	3/32"	6"	0.62	EP, CP	\$59.00	\$69.63	
700-6	Pg. 84	6"	1"	3/32"	7"	0.72	EP, CP	\$70.81	\$83.55	
700-8	Pg. 84	8"	1"	3/32"	9"	0.92	EP, CP	\$94.41	\$111.40	
700-10	Pg. 84	10"	1"	3/32"	11"	1.13	EP, CP	\$118.01	\$139.24	
700-12	Pg. 84	12"	1"	3/32"	14"	1.43	EP, CP	\$150.96	\$178.13	
700-16	Pg. 84	16"	1"	3/32"	18"	1.84	EP, CP	\$196.17	\$231.46	
700-24	Pg. 84	24"	1"	3/32"	26"	2.66	EP, CP	\$286.58	\$338.14	
700-28	Pg. 84	28"	1"	3/32"	30"	3.07	EP, CP	\$299.11	\$391.48	
700-X	Pg. 84	Custom per overall inch							\$16.02	\$19.08
701-1.5	Pg. 85	1 1/2"	1"	3/32"	2"	0.12	EP, CP	\$33.21	\$41.18	
701-3	Pg. 85	3"	1"	3/32"	4"	0.30	EP, CP	\$47.63	\$56.19	
701-4	Pg. 85	4"	1"	3/32"	5"	0.38	EP, CP	\$59.21	\$73.17	
701-5	Pg. 85	5"	1"	3/32"	6"	0.47	EP, CP	\$70.81	\$83.56	
701-6	Pg. 85	6"	1"	3/32"	7"	0.56	EP, CP	\$84.96	\$105.35	
701-8	Pg. 85	8"	1"	3/32"	9"	0.73	EP, CP	\$113.29	\$140.48	
701-10	Pg. 85	10"	1"	3/32"	11"	0.91	EP, CP	\$141.60	\$175.59	
701-12	Pg. 85	12"	1"	3/32"	14"	1.17	EP, CP	\$181.16	\$224.63	
701-16	Pg. 85	16"	1"	3/32"	18"	1.51	EP, CP	\$235.40	\$291.90	
701-24	Pg. 85	24"	1"	3/32"	26"	2.20	EP, CP	\$343.90	\$426.43	
701-28		28"	1"	3/32"	30"	2.55	Discontinued			
701-X	Pg. 85	Custom per overall inch							\$19.35	\$23.77
706-0.875	Pg. 85	7/8"	1 5/16"	0.05"	1 1/2"	0.06	EP, CP	\$17.59	\$22.08	
706		7/8"	1 5/16"	0.05"	1 1/2"	0.06	Renumbered to 706-0.875, see pg. 85			
706-1.875	Pg. 85	1 7/8"	1 5/16"	0.05"	2 1/2"	0.10	EP, CP	\$26.30	\$32.89	
706-X	Pg. 85	Custom per overall inch							\$14.46	\$18.12
707		1 7/8"	1 5/16"	0.05"	2 1/2"	0.10	Renumbered to 706-1.875, see pg. 85			
708-0.875	Pg. 86	7/8"	7/8"	0.05"	1 1/2"	0.05	EP, CP	\$15.55	\$19.44	
708		7/8"	7/8"	0.05"	1 1/2"	0.05	Renumbered to 708-0.875, see pg. 86			
708-1.875	Pg. 86	1 7/8"	7/8"	0.05"	2 1/2"	0.09	EP, CP	\$21.95	\$27.50	
708-X	Pg. 86	Custom per overall inch							\$12.45	\$15.57
709		1 7/8"	7/8"	0.05"	2 1/2"	0.09	Renumbered to 708-1.875, see pg. 86			
710-2	Pg. 86	2"	3/4"	0.05"	2 1/2"	0.09	EP, CP	\$21.96	\$26.68	



INDEX

SKU	CATALOG PAGE	CtC	PROJ.	DIA.	OVERALL	Wt/ea in lbs	APPLICATION	TIER 1	TIER 2	
710-4	Pg. 86	4"	3/4"	0.05"	5"	0.18	EP, CP	\$25.80	\$31.33	
710-5	Pg. 86	5"	3/4"	0.05"	6"	0.21	EP, CP	\$29.74	\$36.14	
710-6	Pg. 86	6"	3/4"	0.05"	7"	0.25	EP, CP	\$34.71	\$42.16	
710-8	Pg. 86	8"	3/4"	0.05"	9"	0.32	EP, CP	\$43.07	\$52.11	
710-10	Pg. 86	10"	3/4"	0.05"	11"	0.39	EP, CP	\$56.58	\$68.46	
710-12	Pg. 86	12"	3/4"	0.05"	14"	0.49	EP, CP	\$74.87	\$88.56	
710-16	Pg. 86	16"	3/4"	0.05"	18"	0.63	EP, CP	\$98.98	\$116.55	
710-24	Pg. 86	24"	3/4"	0.05"	26"	0.91	EP, CP	\$147.19	\$172.99	
710-28	Pg. 86	28"	3/4"	0.05"	30"	1.05	EP, CP	\$171.30	\$200.49	
710-X	Pg. 86	Custom per overall inch							\$8.40	\$10.07
712-1.5	Pg. 58	1 1/2"	1"	1/4"	2 1/2"	0.34	CP	\$30.70	\$37.27	
712-1H		1 1/2"	1"	1/4"	2 1/2"	0.34	Renumbered to 712-1.5, see pg. 58			
712-3	Pg. 58	3"	1"	1/4"	4"	0.54	CP	\$36.08	\$43.84	
712-4	Pg. 58	4"	1"	1/4"	5"	0.67	CP	\$51.37	\$63.66	
712-5	Pg. 58	5"	1"	1/4"	6"	0.81	CP	\$61.64	\$74.58	
712-6	Pg. 58	6"	1"	1/4"	7"	0.94	CP	\$71.92	\$89.12	
712-8	Pg. 58	8"	1"	1/4"	9"	1.21	CP	\$92.47	\$114.59	
712-12	Pg. 58	12"	1"	1/4"	13"	1.74	CP	\$133.38	\$162.13	
712-18	Pg. 58	18"	1"	1/4"	19"	2.55	CP	\$173.80	\$215.59	
712-X	Pg. 58	Custom per overall inch							\$15.34	\$18.81
713-2	Pg. 87	2"	3/4"	1/8"	2 1/2"	0.18	EP, CP	\$32.48	\$39.44	
713-4	Pg. 87	4"	3/4"	1/8"	4 1/2"	0.33	EP, CP	\$37.90	\$46.04	
713-6	Pg. 87	6"	3/4"	1/8"	6 1/2"	0.47	EP, CP	\$44.50	\$53.41	
713-8	Pg. 87	8"	3/4"	1/8"	8 1/2"	0.61	EP, CP	\$51.11	\$61.33	
713-12	Pg. 87	12"	3/4"	1/8"	12 1/2"	0.90	EP, CP	\$61.90	\$74.27	
713-X	Pg. 87	Custom per overall inch							\$12.94	\$15.64
713R-2	Pg. 87	2"	3/4"	1/8"	2 1/2"	0.18	EP, CP	\$37.35	\$45.36	
713R-4	Pg. 87	4"	3/4"	1/8"	4 1/2"	0.32	EP, CP	\$43.59	\$52.95	
713R-6	Pg. 87	6"	3/4"	1/8"	6 1/2"	0.46	EP, CP	\$51.18	\$61.42	
713R-8	Pg. 87	8"	3/4"	1/8"	8 1/2"	0.61	EP, CP	\$58.78	\$70.53	
713R-12	Pg. 87	12"	3/4"	1/8"	12 1/2"	0.90	EP, CP	\$71.19	\$85.41	
713R-X	Pg. 87	Custom per overall inch							\$14.89	\$17.98
714-3		3"	1"	1/4"	4"		Discontinued			
714-5		5"	1"	1/4"	6"		Discontinued			
714-X		Custom per overall inch							Discontinued	
715-3		3"	1"	1/4"	4"		Discontinued			
715-5		5"	1"	1/4"	6"		Discontinued			
715-X		Custom per overall inch							Discontinued	
716-3	Pg. 59	3"	1"	1/4"	4"	0.53	CP	\$43.99	\$53.46	
716-5	Pg. 59	5"	1"	1/4"	6"	0.79	CP	\$50.61	\$61.48	
716-7	Pg. 59	7"	1"	1/4"	8"	1.05	CP	\$75.71	\$93.84	
716-9	Pg. 59	9"	1"	1/4"	10"	1.32	CP	\$94.63	\$117.28	
716-11	Pg. 59	11"	1"	1/4"	12"	1.58	CP	\$113.58	\$140.75	
716-X	Pg. 59	Custom per overall inch							\$14.35	\$17.64
717-3	Pg. 59	3"	1"	1/4"	4"	0.29	CP	\$39.99	\$48.60	
717-5	Pg. 59	5"	1"	1/4"	6"	0.43	CP	\$46.01	\$55.89	
717-7	Pg. 59	7"	1"	1/4"	8"	0.57	CP	\$68.83	\$85.31	

SKU	CATALOG PAGE	CtC	PROJ.	DIA.	OVERALL	Wt/ea in lbs	APPLICATION	TIER 1	TIER 2	
717-9	Pg. 59	9"	1"	1/4"	10"	0.71	CP	\$86.03	\$106.62	
717-11	Pg. 59	11"	1"	1/4"	12"	0.85	CP	\$103.25	\$127.95	
717-X	Pg. 59	Custom per overall inch							\$13.04	\$16.04
718-3	Pg. 60	3"	1"	1/4"	4"	0.22	CP	\$39.68	\$48.21	
718-4	Pg. 60	4"	1"	1/4"	6"	0.29	CP	\$47.82	\$58.08	
718-6	Pg. 60	6"	1"	1/4"	8"	0.37	CP	\$55.92	\$67.96	
718-8	Pg. 60	8"	1"	1/4"	10"	0.45	CP	\$87.48	\$108.43	
718-X	Pg. 60	Custom per overall inch							\$13.87	\$16.94
719-3	Pg. 60	3"	1"	1/4"	4"	0.26	CP	\$39.68	\$48.21	
719-4	Pg. 60	4"	1"	1/4"	6"	0.39	CP	\$47.82	\$58.08	
719-6	Pg. 60	6"	1"	1/4"	8"	0.52	CP	\$55.92	\$67.96	
719-8	Pg. 60	8"	1"	1/4"	10"	0.64	CP	\$87.48	\$108.43	
719-X	Pg. 60	Custom per overall inch							\$13.87	\$16.94
720-2	Pg. 61	2"	7/8"	1/4"	2 1/2"	0.25	CK, CP	\$35.31	\$41.90	
720-3	Pg. 61	3"	7/8"	1/4"	4"	0.40	CP	\$43.62	\$54.52	
720-4	Pg. 61	4"	7/8"	1/4"	5"	0.50	CP	\$51.91	\$61.58	
720-5	Pg. 61	5"	7/8"	1/4"	6"	0.61	CP	\$62.29	\$73.91	
720-6	Pg. 61	6"	7/8"	1/4"	8"	0.81	CP	\$72.68	\$86.23	
720-8	Pg. 61	8"	7/8"	1/4"	10"	1.02	CP	\$93.45	\$110.87	
720-12	Pg. 61	12"	7/8"	1/4"	14"	1.43	CP	\$134.97	\$160.14	
720-18	Pg. 61	18"	7/8"	1/4"	20"	2.04	CP	\$176.50	\$209.41	
720-X	Pg. 61	Custom per overall inch							\$17.05	\$20.38
721-2	Pg. 88	2"	3/4"	1/8"	2 1/2"	0.21	EP, CP	\$40.61	\$48.19	
721-3	Pg. 88	3"	3/4"	1/8"	4"	0.35	EP, CP	\$50.16	\$62.70	
721-4	Pg. 88	4"	3/4"	1/8"	5"	0.44	EP, CP	\$59.70	\$70.82	
721-5	Pg. 88	5"	3/4"	1/8"	6"	0.53	EP, CP	\$71.63	\$85.00	
721-6	Pg. 88	6"	3/4"	1/8"	8"	0.71	EP, CP	\$83.58	\$99.16	
721-8	Pg. 88	8"	3/4"	1/8"	10"	0.89	EP, CP	\$107.47	\$127.50	
721-10	Pg. 88	10"	3/4"	1/8"	12"	1.07	EP, CP	\$128.31	\$152.42	
721-12	Pg. 88	12"	3/4"	1/8"	14"	1.25	EP, CP	\$155.22	\$184.16	
721-18	Pg. 88	18"	3/4"	1/8"	20"	1.79	EP, CP	\$202.98	\$240.82	
721-X	Pg. 88	Custom per overall inch							\$19.61	\$23.44
730-4	Pg. 62	4"	1"	3/8" x 1/4"	4 1/2"	0.28	CP	\$40.73	\$48.88	
730-5	Pg. 62	5"	1"	3/8" x 1/4"	5 1/2"	0.31	CP	\$50.90	\$61.08	
730-6	Pg. 62	6"	1"	3/8" x 1/4"	6 1/2"	0.34	CP	\$62.22	\$74.66	
730-8	Pg. 62	8"	1"	3/8" x 1/4"	8 1/2"	0.40	CP	\$79.63	\$95.56	
730-10	Pg. 62	10"	1"	3/8" x 1/4"	10 1/2"	0.45	CP	\$101.78	\$122.14	
730-X	Pg. 62	Custom per overall inch							\$12.20	\$14.65
731-6	Pg. 62	6"	1 3/8"	5/18" x 3/8"	6 1/2"	0.82	CP, DP, SDP	\$82.33	\$98.80	
731-8	Pg. 62	8"	1 3/8"	5/18" x 3/8"	8 1/2"	0.96	CP, AP, DP, SDP	\$109.78	\$131.74	
731-10	Pg. 62	10"	1 3/8"	5/18" x 3/8"	10 1/2"	1.11	CP, AP, DP, SDP	\$137.22	\$164.66	
731-12	Pg. 62	12"	1 3/8"	5/18" x 3/8"	12 1/2"	1.25	AP, DP, SDP	\$164.65	\$197.58	
731-X	Pg. 62	Custom per overall inch							\$16.84	\$20.21
732-8	Pg. 62	8"	1 3/8"	3/4" x 3/8"	8 1/2"	1.12	CP, AP, DP, SDP	\$146.80	\$178.33	
732-10	Pg. 62	10"	1 3/8"	3/4" x 3/8"	10 1/2"	1.29	CP, AP, DP, SDP	\$183.44	\$227.34	
732-12	Pg. 62	12"	1 3/8"	3/4" x 3/8"	12 1/2"	1.46	AP, DP, SDP	\$220.13	\$272.80	
732-18	Pg. 62	18"	1 3/8"	3/4" x 3/8"	18 1/2"	1.98	AP, DP, SDP	\$330.18	\$410.62	



INDEX

SKU	CATALOG PAGE	CtC	PROJ.	DIA.	OVERALL	Wt/ea in lbs	APPLICATION	TIER 1	TIER 2	
732-X	Pg. 62	Custom per overall inch							\$22.81	\$28.16
733-8	Pg. 62	8"	1 1/2"	1" x 1/2"	8 1/2"	1.86	AP, DP, SDP	\$183.74	\$223.25	
733-10	Pg. 62	10"	1 1/2"	1" x 1/2"	10 1/2"	2.17	AP, DP, SDP	\$229.66	\$284.63	
733-12	Pg. 62	12"	1 1/2"	1" x 1/2"	12 1/2"	2.48	AP, DP, SDP	\$275.59	\$333.42	
733-18	Pg. 62	18"	1 1/2"	1" x 1/2"	18 1/2"	3.40	AP, DP, SDP	\$413.39	\$510.87	
733-24	Pg. 62	24"	1 1/2"	1" x 1/2"	24 1/2"	4.31	AP, DP, SDP	\$551.19	\$683.09	
733-X	Pg. 62	Custom per overall inch							\$33.11	\$40.66
735	Pg. 26	-	1 1/8"	1 1/2"	-	0.37	CK	\$43.20	\$52.47	
740	Pg. 26	-	1 1/4"	7/16" x 1/2"	2"	0.15	CK	\$38.68	\$46.67	
741-3	Pg. 56	3"	15/16"	7/16" x 3/16"	3 3/8"	0.16	CP	\$22.35	\$27.98	
741		3"	15/16"	7/16" x 3/16"	3 3/8"	0.16	Renumbered to 741-3, see pg. 56			
741-3.5	Pg. 56	3 1/2"	15/16"	7/16" x 3/16"	3 7/8"	0.17	CP	\$24.06	\$29.92	
741-4	Pg. 56	4"	15/16"	7/16" x 3/16"	4 3/8"	0.18	CP	\$25.51	\$31.92	
742		3 1/2"	15/16"	7/16"	3 7/8"	0.17	Renumbered to 741-3.5, see pg. 56			
743		4"	15/16"	7/16"	4 3/8"	0.18	Renumbered to 741-4, see pg. 56			
745-4	Pg. 63	4"	1 3/16"	7/16" x 1/2"	4 7/16"	0.34	CP	\$36.89	\$44.88	
745-5	Pg. 63	5"	1 3/16"	7/16" x 1/2"	5 7/16"	0.39	CP	\$41.50	\$50.46	
745-6	Pg. 63	6"	1 3/16"	7/16" x 1/2"	6 7/16"	0.45	CP	\$46.10	\$56.05	
745-8	Pg. 63	8"	1 3/16"	7/16" x 1/2"	8 7/16"	0.56	CP	\$52.32	\$63.58	
745-10	Pg. 63	10"	1 3/16"	7/16" x 1/2"	10 7/16"	0.66	CP	\$71.35	\$86.79	
745-X	Pg. 63	Custom per overall inch							\$10.84	\$13.19
746-4	Pg. 64	4"	1 1/4"	5/8"	4 3/8"	0.34	CP	\$54.31	\$66.02	
746-5	Pg. 64	5"	1 1/4"	5/8"	5 3/8"	0.39	CP	\$61.41	\$74.60	
746-6	Pg. 64	6"	1 1/4"	5/8"	6 3/8"	0.44	CP, DP	\$68.52	\$83.24	
746-8	Pg. 64	8"	1 1/4"	5/8"	8 3/8"	0.53	CP, DP	\$76.84	\$93.36	
746-10	Pg. 64	10"	1 1/4"	5/8"	10 3/8"	0.62	CP, DP	\$96.07	\$119.06	
746-X	Pg. 64	Custom per overall inch							\$13.79	\$16.81
747-6	Pg. 64	6"	1 1/4"	3/4"	6 3/8"	0.59	CP, DP	\$93.65	\$116.07	
747-8	Pg. 64	8"	1 1/4"	3/4"	8 3/8"	0.73	CP, DP	\$124.83	\$151.68	
747-10	Pg. 64	10"	1 1/4"	3/4"	10 3/8"	0.86	CP, DP	\$156.09	\$193.45	
747-12	Pg. 64	12"	1 1/4"	3/4"	12 3/8"	1.00	CP, DP	\$187.31	\$232.13	
747-X	Pg. 64	Custom per overall inch							\$19.43	\$23.96
748-6	Pg. 63	6"	1 1/8"	5/18" x 3/8"	6 3/8"	0.50	CP	\$68.52	\$83.24	
748-8	Pg. 63	8"	1 1/8"	5/18" x 3/8"	8 3/8"	0.61	CP	\$76.84	\$93.36	
748-10	Pg. 63	10"	1 1/8"	5/18" x 3/8"	10 3/8"	0.73	CP	\$96.07	\$119.06	
748-12	Pg. 63	12"	1 1/8"	5/18" x 3/8"	12 3/8"	0.85	CP	\$111.34	\$137.98	
748-X	Pg. 63	Custom per overall inch							\$14.32	\$17.56
749	Pg. 27	-	1 3/16"	1 1/2"	-	0.35	CK	\$40.57	\$49.29	
750-2.5	Pg. 32	2 1/2"	1 1/8"	5/16"	2 13/16"	0.10	CP	\$15.71	\$19.89	
750		2 1/2"	1 1/8"	5/16"	2 13/16"	0.10	Renumbered to 750-2.5, see pg. 32			
750-2.75	Pg. 32	2 3/4"	1 1/8"	5/16"	3 1/16"	0.11	CP	\$17.67	\$22.20	
750-3	Pg. 32	3"	1 1/8"	5/16"	3 5/16"	0.11	CP	\$19.64	\$24.52	
750-3.5	Pg. 32	3 1/2"	1 1/8"	5/16"	3 13/16"	0.12	CP	\$23.56	\$29.15	
750-3.75	Pg. 32	3 3/4"	1 1/8"	5/16"	4 1/16"	0.13	CP	\$25.53	\$31.46	
750-4	Pg. 32	4"	1 1/8"	5/16"	4 5/16"	0.14	CP	\$27.49	\$33.78	
750-5	Pg. 32	5"	1 1/8"	5/16"	5 5/16"	0.16	CP	\$35.34	\$43.04	
750-6	Pg. 32	6"	1 1/8"	5/16"	6 5/16"	0.18	CP	\$43.19	\$52.31	

SKU	CATALOG PAGE	CtC	PROJ.	DIA.	OVERALL	Wt/ea in lbs	APPLICATION	TIER 1	TIER 2	
751		3"	1 1/8"	5/16"	3 5/16"	0.11	Renumbered to 750-3, see pg. 32			
752		3 1/2"	1 1/8"	5/16"	3 13/16"	0.12	Renumbered to 750-3.5, see pg. 32			
753		4"	1 1/8"	5/16"	4 5/16"	0.14	Renumbered to 750-4, see pg. 32			
754		5"	1 1/8"	5/16"	5 5/16"	0.16	Renumbered to 750-5, see pg. 32			
755		6"	1 1/8"	5/16"	6 5/16"	0.18	Renumbered to 750-6, see pg. 32			
760-4	Pg. 65	4"	1 3/16"	7/16" x 1/2"	4 7/16"	0.34	CP	\$42.43	\$50.39	
760-5	Pg. 65	5"	1 3/16"	7/16" x 1/2"	5 7/16"	0.39	CP	\$47.74	\$56.67	
760-6	Pg. 65	6"	1 3/16"	7/16" x 1/2"	6 7/16"	0.45	CP	\$53.03	\$62.94	
760-8	Pg. 65	8"	1 3/16"	7/16" x 1/2"	8 7/16"	0.56	CP	\$60.16	\$71.42	
760-10	Pg. 65	10"	1 3/16"	7/16" x 1/2"	10 7/16"	0.66	CP	\$106.07	\$125.98	
760-X	Pg. 65	Custom per overall inch							\$13.16	\$15.63
762-6	Pg. 65	6"	1 1/8"	5/18" x 3/8"	6 3/8"	0.50	CP	\$78.79	\$92.96	
762-8	Pg. 65	8"	1 1/8"	5/18" x 3/8"	8 3/8"	0.61	CP	\$88.37	\$104.27	
762-10	Pg. 65	10"	1 1/8"	5/18" x 3/8"	10 3/8"	0.73	CP	\$110.50	\$130.25	
762-12	Pg. 65	12"	1 1/8"	5/18" x 3/8"	12 3/8"	0.85	CP	\$132.58	\$156.30	
762-X	Pg. 65	Custom per overall inch							\$16.60	\$19.58
765-6	Pg. 65	6"	1 5/8"	1" x 3/4"	6 3/4"	1.80	CP, SDP, DP	\$138.25	\$169.35	
765-8	Pg. 65	8"	1 5/8"	1" x 3/4"	8 3/4"	2.17	CP, AP, SDP, DP	\$179.41	\$219.77	
765-10	Pg. 65	10"	1 5/8"	1" x 3/4"	10 3/4"	2.54	CP, AP, SDP, DP	\$236.16	\$289.28	
765-12	Pg. 65	12"	1 5/8"	1" x 3/4"	12 3/4"	2.92	AP, SDP, DP	\$275.52	\$338.14	
765-18	Pg. 65	18"	1 5/8"	1" x 3/4"	18 3/4"	4.04	AP, SDP, DP	\$413.72	\$507.67	
765-24	Pg. 65	24"	1 5/8"	1" x 3/4"	24 3/4"	5.17	AP, SDP, DP	\$551.03	\$676.27	
765-X	Pg. 65	Custom per overall inch							\$32.22	\$39.51
767	Pg. 27	-	1 3/16"	1"	-	0.12	CK	\$32.99	\$40.76	
768	Pg. 27	-	1 3/16"	1 1/4"	-	0.18	CK	\$36.65	\$45.29	
769	Pg. 27	-	1 3/16"	1 1/2"	-	0.25	CK	\$43.98	\$54.35	
775		2 3/4"	1 1/8"	5/16"	3 1/16"	0.11	Renumbered to 750-2.75, see pg. 32			
776		3 3/4"	1 1/8"	5/16"	4 1/16"	0.13	Renumbered to 750-3.75, see pg. 32			
777		-	1/16"	5/8"	-		Discontinued			
778		-	1/8"	5/8"	-		Discontinued			
780-4	Pg. 66	4"	1 3/16"	7/16" x 1/2"	4 7/16"	0.34	CP	\$42.43	\$50.39	
780-5	Pg. 66	5"	1 3/16"	7/16" x 1/2"	5 7/16"	0.39	CP	\$47.74	\$56.67	
780-6	Pg. 66	6"	1 3/16"	7/16" x 1/2"	6 7/16"	0.45	CP	\$53.03	\$62.94	
780-8	Pg. 66	8"	1 3/16"	7/16" x 1/2"	8 7/16"	0.56	CP	\$60.16	\$71.42	
780-10	Pg. 66	10"	1 3/16"	7/16" x 1/2"	10 7/16"	0.66	CP	\$106.07	\$125.98	
780-X	Pg. 66	Custom per overall inch							\$13.16	\$15.63
782-6	Pg. 66	6"	1 1/8"	5/18" x 3/8"	6 3/8"	0.50	CP	\$78.79	\$92.96	
782-8	Pg. 66	8"	1 1/8"	5/18" x 3/8"	8 3/8"	0.61	CP	\$88.37	\$104.27	
782-10	Pg. 66	10"	1 1/8"	5/18" x 3/8"	10 3/8"	0.73	CP	\$110.50	\$130.25	
782-12	Pg. 66	12"	1 1/8"	5/18" x 3/8"	12 3/8"	0.85	CP	\$132.58	\$156.30	
782-X	Pg. 66	Custom per overall inch							\$16.60	\$19.58
785-6	Pg. 66	6"	1 5/8"	1" x 3/4"	6 3/4"	1.80	CP, SDP, DP	\$138.25	\$169.35	
785-8	Pg. 66	8"	1 5/8"	1" x 3/4"	8 3/4"	2.17	CP, AP, SDP, DP	\$179.41	\$219.77	
785-10	Pg. 66	10"	1 5/8"	1" x 3/4"	10 3/4"	2.54	CP, AP, SDP, DP	\$236.16	\$289.28	
785-12	Pg. 66	12"	1 5/8"	1" x 3/4"	12 3/4"	2.92	AP, SDP, DP	\$275.52	\$338.14	
785-18	Pg. 66	18"	1 5/8"	1" x 3/4"	18 3/4"	4.04	AP, SDP, DP	\$413.72	\$507.67	
785-24	Pg. 66	24"	1 5/8"	1" x 3/4"	24 3/4"	5.17	AP, SDP, DP	\$551.03	\$676.27	



INDEX

SKU	CATALOG PAGE	CtC	PROJ.	DIA.	OVERALL	Wt/ea in lbs	APPLICATION	TIER 1	TIER 2	
785-X	Pg. 66	Custom per overall inch							\$32.22	\$39.51
787	Pg. 27	-	1 3/16"	1"	-	0.13	CK	\$37.49	\$45.26	
788	Pg. 27	-	1 3/16"	1 1/4"	-	0.21	CK	\$41.65	\$50.29	
789	Pg. 27	-	1 3/16"	1 1/2"	-	0.28	CK	\$49.98	\$60.35	
790-4	Pg. 67	4"	1 3/16"	7/16" x 1/2"	4 7/16"	0.32	CP	\$42.43	\$50.39	
790-5	Pg. 67	5"	1 3/16"	7/16" x 1/2"	5 7/16"	0.38	CP	\$47.74	\$56.67	
790-6	Pg. 67	6"	1 3/16"	7/16" x 1/2"	6 7/16"	0.43	CP	\$53.03	\$62.94	
790-8	Pg. 67	8"	1 3/16"	7/16" x 1/2"	8 7/16"	0.55	CP	\$60.16	\$71.42	
790-10	Pg. 67	10"	1 3/16"	7/16" x 1/2"	10 7/16"	0.66	CP	\$106.07	\$125.98	
790-X	Pg. 67	Custom per overall inch							\$13.16	\$15.63
792-6	Pg. 67	6"	1 1/8"	5/18" x 3/8"	6 3/8"	0.48	CP	\$78.79	\$92.96	
792-8	Pg. 67	8"	1 1/8"	5/18" x 3/8"	8 3/8"	0.60	CP	\$88.37	\$104.27	
792-10	Pg. 67	10"	1 1/8"	5/18" x 3/8"	10 3/8"	0.72	CP	\$110.50	\$130.25	
792-12	Pg. 67	12"	1 1/8"	5/18" x 3/8"	12 3/8"	0.84	CP	\$132.58	\$156.30	
792-X	Pg. 67	Custom per overall inch							\$16.60	\$19.58
795-6	Pg. 67	6"	1 5/8"	1" x 3/4"	6 3/4"	1.67	CP, SDP, DP	\$138.25	\$169.35	
795-8	Pg. 67	8"	1 5/8"	1" x 3/4"	8 3/4"	2.06	CP, AP, SDP, DP	\$179.41	\$219.77	
795-10	Pg. 67	10"	1 5/8"	1" x 3/4"	10 3/4"	2.44	CP, AP, SDP, DP	\$236.16	\$289.28	
795-12	Pg. 67	12"	1 5/8"	1" x 3/4"	12 3/4"	2.83	AP, SDP, DP	\$275.52	\$338.14	
795-18	Pg. 67	18"	1 5/8"	1" x 3/4"	18 3/4"	3.99	AP, SDP, DP	\$413.72	\$507.67	
795-24	Pg. 67	24"	1 5/8"	1" x 3/4"	24 3/4"	5.15	AP, SDP, DP	\$551.03	\$676.27	
795-X	Pg. 67	Custom per overall inch							\$32.22	\$39.51
797	Pg. 27	-	1 3/16"	1"	-	0.13	CK	\$32.99	\$40.76	
798	Pg. 27	-	1 3/16"	1 1/4"	-	0.19	CK	\$36.65	\$45.29	
799	Pg. 27	-	1 3/16"	1 1/2"	-	0.27	CK	\$43.98	\$54.35	
800-3	Pg. 34	3"	1"	5/8"	3 5/16"	0.20	CP	\$29.99	\$37.49	
800		3"	1"	5/8"	3 5/16"	0.20	Renumbered to 800-3, see pg. 34			
800-3.5	Pg. 34	3 1/2"	1"	5/8"	3 13/16"	0.23	CP	\$31.70	\$39.63	
800-4	Pg. 34	4"	1"	5/8"	4 5/16"	0.25	CP	\$34.81	\$43.51	
800-5	Pg. 34	5"	1"	5/8"	5 5/16"	0.30	CP	\$39.41	\$49.26	
800-6	Pg. 34	6"	1"	5/8"	6 5/16"	0.34	CP	\$44.23	\$55.29	
800-8	Pg. 34	8"	1"	5/8"	8 5/16"	0.43	CP	\$53.90	\$67.38	
800-10	Pg. 34	10"	1"	5/8"	10 5/16"	0.53	CP	\$63.55	\$79.44	
800-X	Pg. 34	Custom per overall inch							\$11.25	\$14.07
801		3 1/2"	1"	5/8"	3 13/16"	0.23	Renumbered to 800-3.5, see pg. 34			
802		4"	1"	5/8"	4 5/16"	0.25	Renumbered to 800-4, see pg. 34			
805-6		6"	1 1/4"	1/2"	6 1/2"	0.31	Discontinued			
805-8		8"	1 1/4"	1/2"	8 1/2"	0.42	Discontinued			
805-X		Custom per overall inch							Discontinued	
813-6	Pg. 67	6"	1 3/8"	1/2"	6 1/2"	0.36	CP, DP	\$110.35	\$136.52	
815-10	Pg. 67	10"	2 3/8"	3/4"	10 3/4"	1.28	CP, AP, SDP, DP	\$233.67	\$279.38	
822-6	Pg. 32	6"	1 7/8"	3/4"	6 3/4"	1.18	CP, AP, DP, SDP	\$67.84	\$88.86	
822-8	Pg. 32	8"	1 7/8"	3/4"	8 3/4"	1.43	CP, AP, DP, SDP	\$90.48	\$118.46	
822-10	Pg. 32	10"	1 7/8"	3/4"	10 3/4"	1.68	CP, AP, DP, SDP	\$113.08	\$148.05	
822-12	Pg. 32	12"	1 7/8"	3/4"	12 3/4"	1.92	AP, DP, SDP	\$135.71	\$177.69	
822-18	Pg. 32	18"	1 7/8"	3/4"	18 3/4"	2.67	AP, DP, SDP	\$204.03	\$266.51	
822-24	Pg. 32	24"	1 7/8"	3/4"	24 3/4"	3.41	AP, DP, SDP	\$285.90	\$355.37	

SKU	CATALOG PAGE	CtC	PROJ.	DIA.	OVERALL	Wt/ea in lbs	APPLICATION	TIER 1	TIER 2	
822-X	Pg. 32	Custom per overall inch							\$16.00	\$20.75
832-6	Pg. 31	6"	1 7/8"	3/4"	6 3/4"	1.14	CP, AP, DP, SDP	\$96.94	\$118.46	
832-8	Pg. 31	8"	1 7/8"	3/4"	8 3/4"	1.38	CP, AP, DP, SDP	\$129.22	\$157.97	
832-10	Pg. 31	10"	1 7/8"	3/4"	10 3/4"	1.62	CP, AP, DP, SDP	\$161.50	\$197.42	
832-12	Pg. 31	12"	1 7/8"	3/4"	12 3/4"	1.86	AP, DP, SDP	\$193.88	\$236.91	
832-18	Pg. 31	18"	1 7/8"	3/4"	18 3/4"	2.58	AP, DP, SDP	\$290.74	\$355.37	
832-24	Pg. 31	24"	1 7/8"	3/4"	24 3/4"	3.29	AP, DP, SDP	\$387.66	\$473.80	
832-X	Pg. 31	Custom per overall inch							\$22.63	\$27.66
836-6	Pg. 34	6"	1 1/2"	1"	6 1/2"	0.99	AP, DP, SDP	\$96.84	\$118.46	
836-8	Pg. 34	8"	1 1/2"	1"	8 1/2"	1.21	AP, DP, SDP	\$129.22	\$157.97	
836-10	Pg. 34	10"	1 1/2"	1"	10 1/2"	1.43	AP, DP, SDP	\$161.54	\$200.20	
836-12	Pg. 34	12"	1 1/2"	1"	12 1/2"	1.65	AP, DP, SDP	\$193.84	\$240.24	
836-18	Pg. 34	18"	1 1/2"	1"	18 1/2"	2.31	AP, DP, SDP	\$290.74	\$355.37	
836-24	Pg. 34	24"	1 1/2"	1"	24 1/2"	2.97	AP, DP, SDP	\$387.66	\$473.80	
836-X	Pg. 34	Custom per overall inch							\$23.13	\$28.41
844-8	Pg. 63	8"	1 5/8"	1" x 3/4"	8 1/2"	1.98	CP, AP, DP, SDP	\$156.01	\$195.62	
844-10	Pg. 63	10"	1 5/8"	1" x 3/4"	10 1/2"	2.36	CP, AP, DP, SDP	\$205.36	\$257.49	
844-12	Pg. 63	12"	1 5/8"	1" x 3/4"	12 1/2"	2.74	AP, DP, SDP	\$240.89	\$298.54	
844-18	Pg. 63	18"	1 5/8"	1" x 3/4"	18 1/2"	3.89	AP, DP, SDP	\$401.49	\$497.56	
844-24	Pg. 63	24"	1 5/8"	1" x 3/4"	24 1/2"	5.03	AP, DP, SDP	\$481.78	\$597.07	
844-X	Pg. 63	Custom per overall inch							\$29.57	\$36.81
845-8	Pg. 64	8"	1 5/8"	1"	8 1/2"	1.38	CP, AP, DP, SDP	\$156.01	\$195.62	
845-10	Pg. 64	10"	1 5/8"	1"	10 1/2"	1.62	CP, AP, DP, SDP	\$205.36	\$257.49	
845-12	Pg. 64	12"	1 5/8"	1"	12 1/2"	1.86	AP, DP, SDP	\$240.89	\$298.54	
845-18	Pg. 64	18"	1 5/8"	1"	18 1/2"	2.58	AP, DP, SDP	\$401.49	\$497.56	
845-24	Pg. 64	24"	1 5/8"	1"	24 1/2"	3.31	AP, DP, SDP	\$481.78	\$597.07	
845-X	Pg. 64	Custom per overall inch							\$29.57	\$36.81
847-4	Pg. 36	4"	1 1/2"	5/8"	6"	0.67	CP	\$72.95	\$90.45	
847-6	Pg. 36	6"	1 1/2"	5/8"	10"	1.04	CP, AP, DP, SDP	\$110.35	\$136.52	
847-8	Pg. 36	8"	1 1/2"	5/8"	12"	1.22	CP, AP, DP, SDP	\$132.45	\$163.81	
847-10	Pg. 36	10"	1 1/2"	5/8"	14"	1.41	CP, AP, DP, SDP	\$153.09	\$189.83	
847-12	Pg. 36	12"	1 1/2"	5/8"	16"	1.59	AP, DP, SDP	\$173.12	\$214.67	
847-18	Pg. 36	18"	1 1/2"	5/8"	22"	2.15	CP, AP, DP, SDP	\$242.83	\$300.31	
847-24	Pg. 36	24"	1 1/2"	5/8"	28"	2.70	AP, DP, SDP	\$286.99	\$354.89	
847-X	Pg. 36	Custom per overall inch							\$14.35	\$17.77
850-6	Pg. 37	6"	1 7/8"	3/4"	6 3/4"	1.02	CP, AP, DP, SDP	\$148.10	\$183.05	
850-8	Pg. 37	8"	1 7/8"	3/4"	8 3/4"	1.22	CP, AP, DP, SDP	\$172.02	\$212.65	
850-10	Pg. 37	10"	1 7/8"	3/4"	10 3/4"	1.42	CP, AP, DP, SDP	\$190.49	\$235.49	
850-18	Pg. 37	18"	1 7/8"	3/4"	18 3/4"	2.22	AP, DP, SDP	\$411.22	\$499.71	
851-6	Pg. 68	6"	1 7/8"	3/4"	8"	1.11	CP, AP, DP, SDP	\$165.59	\$189.55	
851-8	Pg. 68	8"	1 7/8"	3/4"	10"	1.33	CP, AP, DP, SDP	\$186.91	\$225.20	
851-10	Pg. 68	10"	1 7/8"	3/4"	12"	1.56	CP, AP, DP, SDP	\$233.67	\$279.38	
852-10	Pg. 68	10"	2"	15/16"	12"	2.10	CP, AP, DP, SDP	\$241.27	\$288.16	
855-16	Pg. 68	16"	1 7/8"	3/4"	18"	2.41	CP, AP, DP, SDP	\$517.64	\$613.25	
858-6	Pg. 39	6"	1 7/8"	3/4"	6 3/4"	1.11	CP, DP, SDP	\$90.48	\$126.02	
858-8	Pg. 39	8"	1 7/8"	3/4"	8 3/4"	1.34	CP, AP, DP, SDP	\$120.62	\$167.32	
858-10	Pg. 39	10"	1 7/8"	3/4"	10 3/4"	1.57	AP, DP, SDP	\$150.76	\$182.04	



INDEX

SKU	CATALOG PAGE	CtC	PROJ.	DIA.	OVERALL	Wt/ea in lbs	APPLICATION	TIER 1	TIER 2
858-12	Pg. 39	12"	1 7/8"	3/4"	12 3/4"	1.80	AP, DP, SDP	\$180.93	\$224.21
858-18	Pg. 39	18"	1 7/8"	3/4"	18 3/4"	2.50	AP, DP, SDP	\$271.38	\$329.33
858-X	Pg. 39	Custom per overall inch						\$20.96	\$26.96
860-4	Pg. 39	4"	1 1/4"	1/2"	4 1/2"	0.33	CP	\$49.54	\$61.49
860-6	Pg. 39	6"	1 1/4"	1/2"	6 1/2"	0.42	CP, DP	\$72.44	\$89.56
860-8	Pg. 39	8"	1 1/4"	1/2"	8 1/2"	0.52	CP, DP	\$102.58	\$126.10
860-X	Pg. 39	Custom per overall inch						\$17.11	\$21.14
880-2	Pg. 69	2"	1 1/2"	1/4"	3"	0.19	CK, CP	\$72.15	\$90.19
880-4	Pg. 69	4"	1 1/2"	1/4"	5"	0.30	CP	\$114.97	\$143.72
880-5	Pg. 69	5"	1 1/2"	1/4"	6"	0.36	CP	\$120.01	\$150.01
880-6	Pg. 69	6"	1 1/2"	1/4"	7"	0.41	CP	\$138.88	\$173.60
880-8	Pg. 69	8"	1 1/2"	1/4"	10"	0.58	CP	\$195.48	\$244.35
880-10	Pg. 69	10"	1 1/2"	1/4"	12"	0.69	CP	\$233.31	\$291.63
880-X	Pg. 69	Custom per overall inch						\$25.14	\$31.42
881-6	Pg. 69	6"	1 3/4"	3/8"	7"	0.85	CP	\$187.25	\$234.06
881-8	Pg. 69	8"	1 3/4"	3/8"	10"	1.19	CP	\$232.40	\$290.50
881-10	Pg. 69	10"	1 3/4"	3/8"	12"	1.41	CP	\$277.55	\$346.94
881-12	Pg. 69	12"	1 3/4"	3/8"	14"	1.64	CP	\$322.75	\$403.44
881-18	Pg. 69	18"	1 3/4"	3/8"	20"	2.32	CP	\$458.25	\$572.81
881-X	Pg. 69	Custom per overall inch						\$29.40	\$36.75
882-8	Pg. 69	8"	2"	1/2"	10"	1.86	AP, DP, SDP	\$277.75	\$347.19
882-10	Pg. 69	10"	2"	1/2"	12"	2.22	AP, DP, SDP	\$331.82	\$414.77
882-12	Pg. 69	12"	2"	1/2"	14"	2.58	AP, DP, SDP	\$373.43	\$466.78
882-18	Pg. 69	18"	2"	1/2"	20"	3.66	AP, DP, SDP	\$530.56	\$663.21
882-24	Pg. 69	24"	2"	1/2"	26"	4.74	AP, DP, SDP	\$687.89	\$859.86
882-X	Pg. 69	Custom per overall inch						\$33.81	\$42.27
883-2	Pg. 88	2"	1 1/2"	1/4"	3"	0.27	EP, CP	\$74.30	\$92.81
883-4	Pg. 88	4"	1 1/2"	1/4"	5"	0.43	EP, CP	\$118.91	\$148.64
883-5	Pg. 88	5"	1 1/2"	1/4"	6"	0.51	EP, CP	\$136.66	\$170.83
883-6	Pg. 88	6"	1 1/2"	1/4"	7"	0.59	EP, CP	\$158.31	\$197.89
883-8	Pg. 88	8"	1 1/2"	1/4"	10"	0.83	EP, CP	\$223.23	\$279.03
883-10	Pg. 88	10"	1 1/2"	1/4"	12"	0.99	EP, CP	\$266.61	\$333.26
883-X	Pg. 88	Custom per overall inch						\$28.66	\$35.82
884-8	Pg. 88	8"	2"	1/2"	10"	1.86	EP, CP	\$322.43	\$403.04
884-10	Pg. 88	10"	2"	1/2"	12"	2.22	EP, CP	\$385.74	\$482.17
884-12	Pg. 88	12"	2"	1/2"	14"	2.57	EP, CP	\$448.00	\$560.00
884-18	Pg. 88	18"	2"	1/2"	20"	3.63	EP, CP	\$637.83	\$797.29
884-24	Pg. 88	24"	2"	1/2"	26"	4.68	EP, CP	\$827.08	\$1,033.85
884-X	Pg. 88	Custom per overall inch						\$41.01	\$51.26
885-2	Pg. 70	2"	1 1/2"	1/4"	3"	0.21	CK, CP	\$59.65	\$74.56
885-4	Pg. 70	4"	1 1/2"	1/4"	5"	0.32	CP	\$95.05	\$118.81
885-5	Pg. 70	5"	1 1/2"	1/4"	6"	0.38	CP	\$112.75	\$140.94
885-6	Pg. 70	6"	1 1/2"	1/4"	7"	0.43	CP	\$130.45	\$163.06
885-8	Pg. 70	8"	1 1/2"	1/4"	10"	0.60	CP	\$183.55	\$229.44
885-10	Pg. 70	10"	1 1/2"	1/4"	12"	0.71	CP	\$218.95	\$273.69
885-X	Pg. 70	Custom per overall inch						\$23.63	\$29.54
886-6	Pg. 70	6"	1 3/4"	3/8"	7"	0.88	CP	\$154.80	\$193.50



SKU	CATALOG PAGE	CtC	PROJ.	DIA.	OVERALL	Wt/ea in lbs	APPLICATION	TIER 1	TIER 2	
886-8	Pg. 70	8"	1 3/4"	3/8"	10"	1.22	CP	\$218.35	\$272.94	
886-10	Pg. 70	10"	1 3/4"	3/8"	12"	1.44	CP	\$260.70	\$325.88	
886-12	Pg. 70	12"	1 3/4"	3/8"	14"	1.67	CP	\$303.05	\$378.81	
886-18	Pg. 70	18"	1 3/4"	3/8"	20"	2.34	CP	\$430.05	\$537.56	
886-X	Pg. 70	Custom per overall inch							\$27.64	\$34.45
887-8	Pg. 70	8"	2"	1/2"	10"	1.93	AP, DP, SDP	\$252.50	\$315.63	
887-10	Pg. 70	10"	2"	1/2"	12"	2.29	AP, DP, SDP	\$301.65	\$377.06	
887-12	Pg. 70	12"	2"	1/2"	14"	2.65	AP, DP, SDP	\$350.85	\$438.56	
887-18	Pg. 70	18"	2"	1/2"	20"	3.73	AP, DP, SDP	\$498.35	\$622.94	
887-24	Pg. 70	24"	2"	1/2"	26"	4.81	AP, DP, SDP	\$645.90	\$807.38	
887-X	Pg. 70	Custom per overall inch							\$31.74	\$39.67
888-2	Pg. 89	2"	1 1/2"	1/4"	3"	0.29	EP, CP	\$67.50	\$84.38	
888-4	Pg. 89	4"	1 1/2"	1/4"	5"	0.45	EP, CP	\$108.10	\$135.13	
888-5	Pg. 89	5"	1 1/2"	1/4"	6"	0.53	EP, CP	\$128.40	\$160.50	
888-6	Pg. 89	6"	1 1/2"	1/4"	7"	0.61	EP, CP	\$148.70	\$185.88	
888-8	Pg. 89	8"	1 1/2"	1/4"	10"	0.85	EP, CP	\$209.60	\$262.00	
888-10	Pg. 89	10"	1 1/2"	1/4"	12"	1.01	EP, CP	\$250.20	\$312.75	
888-X	Pg. 89	Custom per overall inch							\$26.94	\$33.68
889-8	Pg. 89	8"	2"	1/2"	10"	1.93	EP, CP	\$302.75	\$378.44	
889-10	Pg. 89	10"	2"	1/2"	12"	2.28	EP, CP	\$362.00	\$452.50	
889-12	Pg. 89	12"	2"	1/2"	14"	2.63	EP, CP	\$421.20	\$526.50	
889-18	Pg. 89	18"	2"	1/2"	20"	3.69	EP, CP	\$598.90	\$748.63	
889-24	Pg. 89	24"	2"	1/2"	26"	4.75	EP, CP	\$776.60	\$970.75	
889-X	Pg. 89	Custom per overall inch							\$38.50	\$48.13
890-2	Pg. 71	2"	1 1/2"	1/4"	4"	0.23	CK, CP	\$75.76	\$94.70	
890-4	Pg. 71	4"	1 1/2"	1/4"	6"	0.34	CP	\$120.72	\$150.91	
890-5	Pg. 71	5"	1 1/2"	1/4"	7"	0.39	CP	\$125.95	\$157.44	
890-6	Pg. 71	6"	1 1/2"	1/4"	8"	0.45	CP	\$145.70	\$182.12	
890-8	Pg. 71	8"	1 1/2"	1/4"	10"	0.56	CP	\$205.04	\$256.30	
890-10	Pg. 71	10"	1 1/2"	1/4"	12"	0.67	CP	\$244.59	\$305.73	
890-X	Pg. 71	Custom per overall inch							\$27.24	\$34.04
891-6	Pg. 71	6"	1 3/4"	3/8"	8"	0.93	CP	\$205.98	\$257.47	
891-8	Pg. 71	8"	1 3/4"	3/8"	10"	1.16	CP	\$255.64	\$319.55	
891-10	Pg. 71	10"	1 3/4"	3/8"	12"	1.36	CP	\$305.31	\$381.63	
891-12	Pg. 71	12"	1 3/4"	3/8"	14"	1.61	CP	\$355.03	\$443.78	
891-18	Pg. 71	18"	1 3/4"	3/8"	20"	2.29	CP	\$504.08	\$630.09	
891-X	Pg. 71	Custom per overall inch							\$32.34	\$40.42
892-8	Pg. 71	8"	2"	1/2"	10"	1.80	AP, DP, SDP	\$291.64	\$364.55	
892-10	Pg. 71	10"	2"	1/2"	12"	2.16	AP, DP, SDP	\$348.41	\$435.51	
892-12	Pg. 71	12"	2"	1/2"	14"	2.52	AP, DP, SDP	\$392.33	\$490.41	
892-18	Pg. 71	18"	2"	1/2"	20"	3.60	AP, DP, SDP	\$557.55	\$696.94	
892-24	Pg. 71	24"	2"	1/2"	26"	4.68	AP, DP, SDP	\$722.72	\$903.40	
892-X	Pg. 71	Custom per overall inch							\$35.50	\$44.37
901		-	-	-	1 3/4"		Discontinued			
903		-	-	-	3"		Discontinued			
904		-	-	-	4"		Discontinued			
906		-	-	-	6"		Discontinued			



INDEX

SKU	CATALOG PAGE	CtC	PROJ.	DIA.	OVERALL	Wt/ea in lbs	APPLICATION	TIER 1	TIER 2
908		-	-	-	8"		Discontinued		
940	Pg. 28	-	1 3/16"	3/4" x 3/8"	2"	0.19	CK	\$47.82	\$56.42
941-4	Pg. 72	4"	1 3/16"	3/4" x 3/8"	6"	0.53	CP	\$113.50	\$133.93
941-6	Pg. 72	6"	1 3/16"	3/4" x 3/8"	8"	0.70	CP	\$137.58	\$162.34
941-8	Pg. 72	8"	1 3/16"	3/4" x 3/8"	10"	0.86	CP	\$171.97	\$201.37
941-X	Pg. 72	Custom per overall inch						\$23.10	\$27.19
944-6	Pg. 72	6"	1 5/8"	1" x 3/4"	6 3/4"	1.80	CP, DP, SDP	\$180.71	\$223.95
944-8	Pg. 72	8"	1 5/8"	1" x 3/4"	8 3/4"	2.17	CP, AP, DP, SDP	\$234.00	\$293.45
944-10	Pg. 72	10"	1 5/8"	1" x 3/4"	10 3/4"	2.54	CP, AP, DP, SDP	\$308.02	\$386.22
944-12	Pg. 72	12"	1 5/8"	1" x 3/4"	12 3/4"	2.92	AP, DP, SDP	\$361.41	\$447.90
944-18	Pg. 72	18"	1 5/8"	1" x 3/4"	18 3/4"	4.04	AP, DP, SDP	\$542.44	\$672.88
944-24	Pg. 72	24"	1 5/8"	1" x 3/4"	24 3/4"	5.17	AP, DP, SDP	\$722.81	\$895.79
944-X	Pg. 72	Custom per overall inch						\$36.54	\$45.47
945-4	Pg. 72	4"	1 3/16"	7/16" x 1/2"	4 7/16"	0.34	CP	\$42.21	\$52.31
945-6	Pg. 72	6"	1 3/16"	7/16" x 1/2"	6 7/16"	0.45	CP	\$69.17	\$81.61
945-8	Pg. 72	8"	1 3/16"	7/16" x 1/2"	8 7/16"	0.56	CP	\$78.49	\$92.62
945-10	Pg. 72	10"	1 3/16"	7/16" x 1/2"	10 7/16"	0.66	CP	\$105.51	\$144.08
945-X	Pg. 72	Custom per overall inch						\$14.88	\$18.47
1139	Pg. 29	-	1 1/8"	3/4" max	1 1/4"	0.09	CK	\$38.68	\$46.67
1140-3	Pg. 73	3"	1 1/16"	5/8" max	4"	0.16	CP	\$38.68	\$46.67
1140-4	Pg. 73	4"	1 1/16"	5/8" max	5"	0.20	CP	\$52.70	\$63.65
1140-5	Pg. 73	5"	1 1/16"	5/8" max	6"	0.23	CP	\$58.59	\$72.57
1140-6	Pg. 73	6"	1 1/16"	5/8" max	7"	0.27	CP, DP	\$61.57	\$74.33
1140-8	Pg. 73	8"	1 1/16"	5/8" max	9"	0.34	CP, DP	\$79.16	\$95.56
1140-10	Pg. 73	10"	1 1/16"	5/8" max	11"	0.41	CP, DP	\$96.77	\$115.80
1140-X	Pg. 73	Custom per overall inch						\$12.21	\$14.79
1141-6	Pg. 73	6"	1 1/8"	3/4" max	7"	0.37	CP, DP	\$123.16	\$148.57
1141-8	Pg. 73	8"	1 1/8"	3/4" max	9"	0.47	CP, DP	\$158.35	\$191.02
1141-10	Pg. 73	10"	1 1/8"	3/4" max	11"	0.57	CP, DP	\$193.53	\$233.46
1141-12	Pg. 73	12"	1 1/8"	3/4" max	13"	0.67	DP	\$228.72	\$275.91
1141-X	Pg. 73	Custom per overall inch						\$22.87	\$27.59
1142-10	Pg. 73	10"	1 7/16"	1" max	12"	1.20	DP	\$476.92	\$583.04
1142-12	Pg. 73	12"	1 7/16"	1" max	14"	1.39	DP	\$556.40	\$680.14
1142-18	Pg. 73	18"	1 7/16"	1" max	20"	1.96	DP	\$794.95	\$971.64
1142-24	Pg. 73	24"	1 7/16"	1" max	26"	2.54	DP	\$1,033.46	\$1,263.12
1142-X	Pg. 73	Custom per overall inch						\$51.67	\$63.16
1301	Pg. 29	-	1 1/4"	15/32"	2"	0.12	CK	\$23.30	
1302-3	Pg. 73	3"	1 1/4"	15/32"	4 1/2"	0.26	CP	\$58.30	
1302-3.5	Pg. 73	3 1/2"	1 1/4"	15/32"	5"	0.28	CP	\$65.09	
1302-4	Pg. 73	4"	1 1/4"	15/32"	5 1/2"	0.31	CP	\$69.42	
1302-6	Pg. 73	6"	1 1/4"	15/32"	7 1/2"	0.40	CP, DP	\$100.98	
1302-8	Pg. 73	8"	1 1/4"	15/32"	9 1/2"	0.50	CP, DP	\$130.44	
1302-X	Pg. 73	Custom per overall inch						\$17.15	
1303		3 1/2"	1 1/4"	15/32"	5"	0.28	Renumbered to 1302-3.5, see pg. 73		
1304-3	Pg. 74	3"	1 3/16"	15/32"	4"	0.21	CP	\$37.43	
1304-3.5	Pg. 74	3 1/2"	1 3/16"	15/32"	4 1/2"	0.23	CP	\$46.57	
1304-4	Pg. 74	4"	1 3/16"	15/32"	5"	0.25	CP	\$49.24	



SKU	CATALOG PAGE	CtC	PROJ.	DIA.	OVERALL	Wt/ea in lbs	APPLICATION	TIER 1	TIER 2
1304-6	Pg. 74	6"	1 3/16"	15/32"	7"	0.35	CP		\$68.86
1304-8	Pg. 74	8"	1 3/16"	15/32"	9"	0.44	CP		\$88.56
1304-X	Pg. 74	Custom per overall inch							\$14.77
1305		3 1/2"	1 3/16"	15/32"	4 1/2"	0.23	Renumbered to 1304-3.5, see pg. 74		
1307-4	Pg. 75	4"	1 5/16"	15/32"	5 1/2"	0.32	CP		\$69.42
1307-5	Pg. 75	5"	1 5/16"	15/32"	6 1/2"	0.37	CP		\$85.21
1307-6	Pg. 75	6"	1 5/16"	15/32"	7 1/2"	0.42	CP		\$100.98
1307-8	Pg. 75	8"	1 5/16"	15/32"	9 1/2"	0.54	CP		\$130.44
1307-10	Pg. 75	10"	1 5/16"	15/32"	11 1/2"	0.61	CP		\$150.01
1307-X	Pg. 75	Custom per overall inch							\$17.15
1308-4	Pg. 75	4"	1 1/2"	5/8"	5 1/2"	0.60	CP		\$133.05
1308-6	Pg. 75	6"	1 1/2"	5/8"	7 1/2"	0.79	CP, DP		\$181.40
1308-8	Pg. 75	8"	1 1/2"	5/8"	9 1/2"	1.03	CP, DP		\$229.80
1308-10	Pg. 75	10"	1 1/2"	5/8"	11 1/2"	1.17	CP, DP		\$278.17
1308-X	Pg. 75	Custom per overall inch							\$31.45
1309-6	Pg. 75	6"	1 7/8"	3/4"	8"	1.32	CP, DP, SDP		\$221.39
1309-8	Pg. 75	8"	1 7/8"	3/4"	10"	1.59	CP, AP, DP, SDP		\$276.67
1309-10	Pg. 75	10"	1 7/8"	3/4"	12"	1.86	CP, AP, DP, SDP		\$332.09
1309-12	Pg. 75	12"	1 7/8"	3/4"	14"	2.13	CP, AP, DP, SDP		\$387.43
1309-X	Pg. 75	Custom per overall inch							\$35.97
1310-8	Pg. 75	8"	2 7/16"	1"	10"	3.01	AP, DP, SDP		\$328.69
1310-10	Pg. 75	10"	2 7/16"	1"	12"	3.31	AP, DP, SDP		\$358.57
1310-12	Pg. 75	12"	2 7/16"	1"	14"	3.79	AP, DP, SDP		\$418.25
1310-18	Pg. 75	18"	2 7/16"	1"	20"	5.23	AP, DP, SDP		\$599.01
1310-24	Pg. 75	24"	2 7/16"	1"	26"	6.67	AP, DP, SDP		\$776.75
1310-X	Pg. 75	Custom per overall inch							\$39.64
1311	Pg. 29	-	1 3/16"	1 1/4"	-	0.17	CK		\$29.22
1312	Pg. 29	-	1 3/16"	1 1/2"	-	0.23	CK		\$33.13
1330	Pg. 29	-	1 1/8"	1/4" x 3/8"	1 7/8"	0.18	CK		\$29.57
1331	Pg. 29	-	1 1/8"	3/8" x 1/4"	1 7/8"	0.18	CK, SDK		\$29.57
1332-3	Pg. 76	3"	1 1/8"	1/4" x 3/8"	3 3/4"	0.36	CP		\$45.63
1332-3.5	Pg. 76	3 1/2"	1 1/8"	1/4" x 3/8"	4 1/4"	0.38	CP		\$51.00
1332-4	Pg. 76	4"	1 1/8"	1/4" x 3/8"	4 3/4"	0.39	CP		\$56.36
1332-5	Pg. 76	5"	1 1/8"	1/4" x 3/8"	5 3/4"	0.42	CP		\$67.10
1332-6	Pg. 76	6"	1 1/8"	1/4" x 3/8"	6 3/4"	0.45	CP		\$77.84
1332-8	Pg. 76	8"	1 1/8"	1/4" x 3/8"	8 3/4"	0.50	CP		\$99.31
1332-X	Pg. 76	Custom per overall inch							\$15.29
1333-3	Pg. 76	3"	1 1/8"	3/8" x 1/4"	3 3/4"	0.35	CP		\$45.63
1333-3.5	Pg. 76	3 1/2"	1 1/8"	3/8" x 1/4"	4 1/4"	0.37	CP		\$51.00
1333-4	Pg. 76	4"	1 1/8"	3/8" x 1/4"	4 3/4"	0.38	CP		\$56.36
1333-5	Pg. 76	5"	1 1/8"	3/8" x 1/4"	5 3/4"	0.41	CP		\$67.10
1333-6	Pg. 76	6"	1 1/8"	3/8" x 1/4"	6 3/4"	0.44	CP		\$77.84
1333-8	Pg. 76	8"	1 1/8"	3/8" x 1/4"	8 3/4"	0.49	CP		\$99.31
1333-X	Pg. 76	Custom per overall inch							\$15.29
1334-3	Pg. 77	3"	1 1/8"	1/4" x 3/8"	4 1/4"	0.37	CP		\$45.63
1334-3.5	Pg. 77	3 1/2"	1 1/8"	1/4" x 3/8"	4 3/4"	0.38	CP		\$51.00
1334-4	Pg. 77	4"	1 1/8"	1/4" x 3/8"	5 1/4"	0.40	CP		\$56.36



INDEX

SKU	CATALOG PAGE	CtC	PROJ.	DIA.	OVERALL	Wt/ea in lbs	APPLICATION	TIER 1	TIER 2	
1334-5	Pg. 77	5"	1 1/8"	1/4" x 3/8"	6 1/4"	0.43	CP		\$67.10	
1334-6	Pg. 77	6"	1 1/8"	1/4" x 3/8"	7 1/4"	0.45	CP		\$77.84	
1334-8	Pg. 77	8"	1 1/8"	1/4" x 3/8"	9 1/4"	0.51	CP		\$99.31	
1334-X	Pg. 77	Custom per overall inch								\$13.96
1335-3	Pg. 77	3"	1 1/8"	3/8" x 1/4"	4 1/4"	0.38	CP		\$45.63	
1335-3.5	Pg. 77	3 1/2"	1 1/8"	3/8" x 1/4"	4 3/4"	0.39	CP		\$51.00	
1335-4	Pg. 77	4"	1 1/8"	3/8" x 1/4"	5 1/4"	0.40	CP		\$56.36	
1335-5	Pg. 77	5"	1 1/8"	3/8" x 1/4"	6 1/4"	0.43	CP		\$67.10	
1335-6	Pg. 77	6"	1 1/8"	3/8" x 1/4"	7 1/4"	0.46	CP		\$77.84	
1335-8	Pg. 77	8"	1 1/8"	3/8" x 1/4"	9 1/4"	0.52	CP		\$99.31	
1335-X	Pg. 77	Custom per overall inch								\$13.96
1336		3"	1 1/8"	3/4"	3 3/4"	0.36	Renumbered to 1332-3, see pg. 76			
1337		3"	1 1/8"	3/4"	3 3/4"	0.35	Renumbered to 1333-3, see pg. 76			
1338		3"	1 1/8"	3/4"	4 1/4"	0.37	Renumbered to 1334-3, see pg. 77			
1339		3"	1 1/8"	3/4"	4 1/4"	0.38	Renumbered to 1335-3, see pg. 77			
1342-4	Pg. 78	4"	1 5/16"	1/2"	5 1/4"	0.41	CP		\$115.97	
1342-5	Pg. 78	5"	1 5/16"	1/2"	6 1/4"	0.47	CP		\$139.14	
1342-6	Pg. 78	6"	1 5/16"	1/2"	7 1/4"	0.53	CP, DP		\$162.34	
1342-8	Pg. 78	8"	1 5/16"	1/2"	9 1/4"	0.65	CP, DP		\$208.70	
1342-X	Pg. 78	Custom per overall inch								\$30.14
1343-4	Pg. 78	4"	1 5/8"	5/8"	5 1/2"	0.72	AP, DP, SDP		\$118.25	
1343-5	Pg. 78	5"	1 5/8"	5/8"	6 1/2"	0.82	AP, DP, SDP		\$141.92	
1343-6	Pg. 78	6"	1 5/8"	5/8"	7 1/2"	0.91	AP, DP, SDP		\$165.53	
1343-8	Pg. 78	8"	1 5/8"	5/8"	9 1/2"	1.10	AP, DP, SDP		\$212.89	
1343-10	Pg. 78	10"	1 5/8"	5/8"	11 1/2"	1.28	AP, DP, SDP		\$260.18	
1343-12	Pg. 78	12"	1 5/8"	5/8"	13 1/2"	1.47	AP, DP, SDP		\$307.28	
1343-X	Pg. 78	Custom per overall inch								\$30.74
1344-8	Pg. 78	8"	2 3/8"	7/8"	10"	2.23	CP, AP, DP, SDP		\$332.26	
1344-10	Pg. 78	10"	2 3/8"	7/8"	12"	2.59	CP, AP, DP, SDP		\$395.95	
1344-12	Pg. 78	12"	2 3/8"	7/8"	14"	2.96	AP, DP, SDP		\$494.45	
1344-18	Pg. 78	18"	2 3/8"	7/8"	20"	4.06	AP, DP, SDP		\$664.07	
1344-24	Pg. 78	24"	2 3/8"	7/8"	26"	5.15	AP, DP, SDP		\$856.56	
1344-X	Pg. 78	Custom per overall inch								\$43.60
1345-8	Pg. 79	8"	2 1/8"	7/8"	10"	2.22	CP, AP, DP, SDP		\$276.88	
1345-10	Pg. 79	10"	2 1/8"	7/8"	12"	2.59	CP, AP, DP, SDP		\$329.96	
1345-12	Pg. 79	12"	2 1/8"	7/8"	14"	2.96	AP, DP, SDP		\$412.04	
1345-18	Pg. 79	18"	2 1/8"	7/8"	20"	4.06	AP, DP, SDP		\$553.39	
1345-24	Pg. 79	24"	2 1/8"	7/8"	26"	5.16	AP, DP, SDP		\$713.80	
1345-X	Pg. 79	Custom per overall inch								\$36.33
1346-4	Pg. 79	4"	1 5/8"	5/8"	5"	0.64	AP, DP, SDP		\$98.54	
1346-5	Pg. 79	5"	1 5/8"	5/8"	6"	0.73	AP, DP, SDP		\$118.27	
1346-6	Pg. 79	6"	1 5/8"	5/8"	7"	0.83	AP, DP, SDP		\$137.94	
1346-8	Pg. 79	8"	1 5/8"	5/8"	9"	1.01	AP, DP, SDP		\$177.41	
1346-10	Pg. 79	10"	1 5/8"	5/8"	11"	1.20	AP, DP, SDP		\$216.82	
1346-12	Pg. 79	12"	1 5/8"	5/8"	13"	1.39	AP, DP, SDP		\$256.07	
1346-X	Pg. 79	Custom per overall inch								\$25.62
1347-4	Pg. 79	4"	1 5/16"	1/2"	5"	0.41	CP		\$96.64	

SKU	CATALOG PAGE	CtC	PROJ.	DIA.	OVERALL	Wt/ea in lbs	APPLICATION	TIER 1	TIER 2	
1347-5	Pg. 79	5"	1 5/16"	1/2"	6"	0.46	CP		\$115.95	
1347-6	Pg. 79	6"	1 5/16"	1/2"	7"	0.51	CP, DP		\$135.28	
1347-8	Pg. 79	8"	1 5/16"	1/2"	9"	0.62	CP, DP		\$173.92	
1347-X	Pg. 79	Custom per overall inch								\$25.12
1360-4	Pg. 80	4"	1 3/8"	5/8"	4 3/4"	0.41	CP		\$107.94	
1360-5	Pg. 80	5"	1 3/8"	5/8"	5 3/4"	0.50	CP		\$110.24	
1360-6	Pg. 80	6"	1 3/8"	5/8"	6 3/4"	0.59	CP, DP		\$112.83	
1360-8	Pg. 80	8"	1 3/8"	5/8"	8 3/4"	0.77	CP, DP		\$164.97	
1360-10	Pg. 80	10"	1 3/8"	5/8"	10 3/4"	0.95	CP, DP		\$269.10	
1360-X	Pg. 80	Custom per overall inch								\$30.75
1361-6	Pg. 80	6"	1 1/2"	3/4"	6 7/8"	0.90	CP, DP		\$180.94	
1361-8	Pg. 80	8"	1 1/2"	3/4"	8 7/8"	1.17	CP, DP		\$237.12	
1361-10	Pg. 80	10"	1 1/2"	3/4"	10 7/8"	1.43	CP, DP		\$328.63	
1361-12	Pg. 80	12"	1 1/2"	3/4"	12 7/8"	1.70	DP		\$374.79	
1361-18	Pg. 80	18"	1 1/2"	3/4"	18 7/8"	2.49	DP		\$529.83	
1361-X	Pg. 80	Custom per overall inch								\$36.51
1362-8	Pg. 80	8"	2 1/16"	1"	9 1/8"	2.25	CP, AP, SDP, DP		\$341.17	
1362-10	Pg. 80	10"	2 1/16"	1"	11 1/8"	2.73	AP, SDP, DP		\$387.82	
1362-12	Pg. 80	12"	2 1/16"	1"	13 1/8"	3.21	AP, SDP, DP		\$434.60	
1362-18	Pg. 80	18"	2 1/16"	1"	19 1/8"	4.65	AP, SDP, DP		\$633.99	
1362-X	Pg. 80	Custom per overall inch								\$45.02
1363-12	Pg. 80	12"	2 7/16"	1 1/4"	13 3/8"	5.01	AP, SDP, DP		\$759.90	
1363-18	Pg. 80	18"	2 7/16"	1 1/4"	19 3/8"	7.26	AP, SDP, DP		\$1,108.27	
1363-24	Pg. 80	24"	2 7/16"	1 1/4"	25 3/8"	9.52	AP, SDP, DP		\$1,209.32	
1363-30	Pg. 80	30"	2 7/16"	1 1/4"	31 3/8"	11.77	AP, SDP, DP		\$1,315.04	
1363-X	Pg. 80	Custom per overall inch								\$66.17
1364-4	Pg. 81	4"	1 3/8"	5/8"	4 3/4"	0.41	CP		\$124.13	
1364-5	Pg. 81	5"	1 3/8"	5/8"	5 3/4"	0.50	CP		\$126.78	
1364-6	Pg. 81	6"	1 3/8"	5/8"	6 3/4"	0.59	CP, DP		\$129.75	
1364-8	Pg. 81	8"	1 3/8"	5/8"	8 3/4"	0.77	CP, DP		\$189.72	
1364-10	Pg. 81	10"	1 3/8"	5/8"	10 3/4"	0.95	CP, DP		\$309.47	
1364-X	Pg. 81	Custom per overall inch								\$35.36
1365-6	Pg. 81	6"	1 1/2"	3/4"	6 7/8"	0.90	CP, DP		\$208.08	
1365-8	Pg. 81	8"	1 1/2"	3/4"	8 7/8"	1.17	CP, DP		\$272.69	
1365-10	Pg. 81	10"	1 1/2"	3/4"	10 7/8"	1.43	CP, DP		\$377.92	
1365-12	Pg. 81	12"	1 1/2"	3/4"	12 7/8"	1.70	DP		\$431.01	
1365-18	Pg. 81	18"	1 1/2"	3/4"	18 7/8"	2.49	DP		\$609.30	
1365-X	Pg. 81	Custom per overall inch								\$41.99
1366-8	Pg. 81	8"	2 1/16"	1"	9 1/8"	2.25	CP, AP, SDP, DP		\$392.35	
1366-10	Pg. 81	10"	2 1/16"	1"	11 1/8"	2.73	AP, SDP, DP		\$445.99	
1366-12	Pg. 81	12"	2 1/16"	1"	13 1/8"	3.21	AP, SDP, DP		\$499.79	
1366-18	Pg. 81	18"	2 1/16"	1"	19 1/8"	4.65	AP, SDP, DP		\$729.09	
1366-X	Pg. 81	Custom per overall inch								\$51.77
1367-12	Pg. 81	12"	2 7/16"	1 1/4"	13 3/8"	5.01	AP, SDP, DP		\$873.89	
1367-18	Pg. 81	18"	2 7/16"	1 1/4"	19 3/8"	7.26	AP, SDP, DP		\$1,274.51	
1367-24	Pg. 81	24"	2 7/16"	1 1/4"	25 3/8"	9.52	AP, SDP, DP		\$1,390.72	
1367-30	Pg. 81	30"	2 7/16"	1 1/4"	31 3/8"	11.77	AP, SDP, DP		\$1,512.30	



INDEX

SKU	CATALOG PAGE	CtC	PROJ.	DIA.	OVERALL	Wt/ea in lbs	APPLICATION	TIER 1	TIER 2
1367-X	Pg. 81	Custom per overall inch						\$76.09	
1384	Pg. 30	-	1"	1 1/4"	-	0.15	CK, SDK	\$30.78	\$38.54
1386	Pg. 30	-	1"	1"	-	0.22	CK	\$27.26	
1387	Pg. 30	-	1 1/4"	1 1/4"	-	0.46	CK, SDK	\$35.45	
1417-10	Pg. 74	10"	2 1/8"	1"	12 1/2"	3.03	AP, DP, SDP	\$235.21	
1417-12	Pg. 74	12"	2 1/8"	1"	14 1/2"	3.50	AP, DP, SDP	\$272.84	
1417-18	Pg. 74	18"	2 1/8"	1"	20 1/2"	4.93	AP, DP, SDP	\$385.75	
1417-X	Pg. 74	Custom per overall inch						\$24.46	
1442-8	Pg. 82	8"	2 1/8"	1"	10"	2.56	CP, AP, DP, SDP	\$315.37	
1442-10	Pg. 82	10"	2 1/8"	1"	12"	3.03	CP, AP, DP, SDP	\$398.29	
1442-12	Pg. 82	12"	2 1/8"	1"	14"	3.51	AP, DP, SDP	\$464.38	
1442-18	Pg. 82	18"	2 1/8"	1"	20"	4.94	AP, DP, SDP	\$662.24	
1442-24	Pg. 82	24"	2 1/8"	1"	26"	6.36	AP, DP, SDP	\$861.75	
1442-X	Pg. 82	Custom per overall inch						\$42.68	
1446-6	Pg. 82	6"	1 5/8"	3/4"	7"	1.04	CP, DP, SDP	\$160.52	
1446-8	Pg. 82	8"	1 5/8"	3/4"	9"	1.30	CP, AP, DP, SDP	\$232.18	
1446-10	Pg. 82	10"	1 5/8"	3/4"	11"	1.57	CP, AP, DP, SDP	\$271.82	
1446-12	Pg. 82	12"	1 5/8"	3/4"	13"	1.83	CP, AP, DP, SDP	\$311.07	
1446-X	Pg. 82	Custom per overall inch						\$31.64	
1447-4	Pg. 82	4"	1 5/16"	5/8"	5"	0.50	CP	\$114.30	
1447-6	Pg. 82	6"	1 5/16"	5/8"	7"	0.68	CP, DP	\$135.28	
1447-8	Pg. 82	8"	1 5/16"	5/8"	9"	0.85	CP, DP	\$211.49	
1447-10	Pg. 82	10"	1 5/16"	5/8"	11"	1.03	CP, DP	\$258.49	
1447-X	Pg. 82	Custom per overall inch						\$28.98	
1448-4	Pg. 82	4"	1 3/16"	1/2"	4 3/4"	0.30	CP	\$89.27	
1448-5	Pg. 82	5"	1 3/16"	1/2"	5 3/4"	0.36	CP	\$107.97	
1448-6	Pg. 82	6"	1 3/16"	1/2"	6 3/4"	0.41	CP, DP	\$112.74	
1448-8	Pg. 82	8"	1 3/16"	1/2"	8 3/4"	0.53	CP, DP	\$164.43	
1448-X	Pg. 82	Custom per overall inch						\$23.75	
1501	Pg. 30	-	1 5/16"	15/32"	2"	0.13	CK	\$23.30	
1920	Pg. 30	-	1 1/8"	1 1/4"	-	0.20	CK, SDK	\$21.44	\$26.86
1930	Pg. 30	-	1 1/4"	1 1/2"	-	0.34	CK, SDK	\$31.31	\$39.18
3004	Pg. 101	-	3"	1"	-	0.65	HOOK	\$93.23	
3013	Pg. 101	-	3"	3/4" x 1"	-	0.65	HOOK	\$127.64	
3015		-	4"	3/4" x 1"	-		Discontinued		
3016LH		-	3"	3/4" x 1"	-	0.97	Discontinued		
3016RH		-	3"	3/4" x 1"	-	0.97	Discontinued		
3017		-	4 1/4"	1"	-		Discontinued		
3018LH		-	3"	1"	-	0.98	Discontinued		
3018RH		-	3"	1"	-	0.98	Discontinued		
3019		-	4 1/4"	1"	-		Discontinued		
3730-4	Pg. 83	4"	1"	3/8" x 1/4"	4 1/2"	0.25	CP	\$55.39	\$64.03
3730-5	Pg. 83	5"	1"	3/8" x 1/4"	5 1/2"	0.28	CP	\$69.22	\$80.01
3730-6	Pg. 83	6"	1"	3/8" x 1/4"	6 1/2"	0.30	CP	\$78.55	\$91.62
3730-8	Pg. 83	8"	1"	3/8" x 1/4"	8 1/2"	0.35	CP	\$91.57	\$107.03
3730-10	Pg. 83	10"	1"	3/8" x 1/4"	10 1/2"	0.40	CP	\$107.89	\$128.25
3730-X	Pg. 83	Custom per overall inch						\$14.76	\$17.29

SKU	CATALOG PAGE	CtC	PROJ.	DIA.	OVERALL	Wt/ea in lbs	APPLICATION	TIER 1	TIER 2
3731-6	Pg. 83	6"	1 3/8"	5/18" x 3/8"	6 1/2"	0.76	CP, SDP, DP	\$112.79	\$128.44
3731-8	Pg. 83	8"	1 3/8"	5/18" x 3/8"	8 1/2"	0.89	CP, AP, SDP, DP	\$126.25	\$147.55
3731-10	Pg. 83	10"	1 3/8"	5/18" x 3/8"	10 1/2"	1.03	CP, AP, SDP, DP	\$156.43	\$177.83
3731-12	Pg. 83	12"	1 3/8"	5/18" x 3/8"	12 1/2"	1.16	AP, SDP, DP	\$186.05	\$211.41
3731-X	Pg. 83	Custom per overall inch						\$20.04	\$23.04
3732-8	Pg. 83	8"	1 3/8"	3/4" x 3/8"	8 1/2"	1.22	CP, AP, SDP, DP	\$168.82	\$199.17
3732-10	Pg. 83	10"	1 3/8"	3/4" x 3/8"	10 1/2"	1.43	CP, AP, SDP, DP	\$211.23	\$249.22
3732-12	Pg. 83	12"	1 3/8"	3/4" x 3/8"	12 1/2"	1.64	AP, SDP, DP	\$253.47	\$299.07
3732-18	Pg. 83	18"	1 3/8"	3/4" x 3/8"	18 1/2"	2.33	AP, SDP, DP	\$380.29	\$448.68
3732-X	Pg. 83	Custom per overall inch						\$26.26	\$30.99
3733-8	Pg. 83	8"	1 1/2"	1" x 1/2"	8 1/2"	1.97	AP, SDP, DP	\$211.20	\$249.35
3733-10	Pg. 83	10"	1 1/2"	1" x 1/2"	10 1/2"	2.31	AP, SDP, DP	\$264.12	\$311.69
3733-12	Pg. 83	12"	1 1/2"	1" x 1/2"	12 1/2"	2.67	AP, SDP, DP	\$316.95	\$374.01
3733-18	Pg. 83	18"	1 1/2"	1" x 1/2"	18 1/2"	3.81	AP, SDP, DP	\$475.42	\$561.03
3733-24	Pg. 83	24"	1 1/2"	1" x 1/2"	24 1/2"	4.82	AP, SDP, DP	\$633.90	\$748.04
3733-X	Pg. 83	Custom per overall inch						\$38.08	\$44.94
9147	Pg. 102	-	1/8"	5/8"	-	0.02	CAP SCREW	\$15.61	\$18.99
9148	Pg. 102	-	1/8"	5/8"	-	0.02	CAP SCREW	\$15.61	\$18.99
9149	Pg. 102	-	1/8"	1 1/4"	-	0.06	CAP SCREW	\$18.82	\$21.48
9150	Pg. 102	-	1/8"	3/4"	-	0.03	CAP SCREW	\$16.13	\$19.48
9151	Pg. 102	-	1/8"	1 1/2"	-	0.07	CAP SCREW	\$20.32	\$23.19
9152	Pg. 102	-	1/8"	1 1/2"	-	0.07	CAP SCREW	\$20.32	\$23.19
9153	Pg. 102	-	1/8"	1"	-	0.04	CAP SCREW	\$17.93	\$20.48
9154	Pg. 102	-	1/8"	1"	-	0.04	CAP SCREW	\$17.93	\$20.48
9155	Pg. 102	-	1/8"	1 1/4"	-	0.06	CAP SCREW	\$18.82	\$21.48
9156	Pg. 102	-	1/8"	3/4"	-	0.03	CAP SCREW	\$16.13	\$19.48
9160	Pg. 90	-	1/8"	3/4"	-	0.02	BP	\$10.67	\$15.29
9161	Pg. 90	-	1/8"	1"	-	0.03	BP	\$14.61	\$18.02
9162	Pg. 90	-	1/8"	1 1/4"	-	0.05	BP	\$14.75	\$18.19
9163	Pg. 90	-	1/8"	1 1/2"	-	0.07	BP	\$15.66	\$19.33
9165	Pg. 90	-	1/8"	1 3/4"	-	0.10	BP	\$16.63	\$20.46
9166	Pg. 90	-	1/8"	5/8"	-	0.01	BP	\$7.36	\$9.13
9167	Pg. 90	-	1/8"	1"	-	0.03	BP	\$14.61	\$18.02
9168	Pg. 90	-	1/8"	5/8"	-	0.02	BP	\$7.36	\$9.13
9169	Pg. 90	-	1/8"	1/2"	-	0.01	BP	\$7.36	\$9.13
9202	Pg. 90	-	3/16"	1 3/4"	-	0.13	BP	\$17.93	\$22.41
9203	Pg. 90	-	3/16"	1 1/2"	-	0.08	BP	\$15.66	\$19.33
9420-1	Pg. 92	1"	1/8"	1"	3"	0.12	BP	\$41.36	\$48.81
9420		1"	1/8"	1"	3"	0.12	Renumbered to 9420-1, see pg. 92		
9420-1.5	Pg. 92	1 1/2"	1/8"	1"	3 1/2"	0.14	BP	\$42.43	\$50.06
9420-3	Pg. 92	3"	1/8"	1"	4 1/2"	0.18	BP	\$44.58	\$52.61
9420-3.5	Pg. 92	3 1/2"	1/8"	1"	5 1/2"	0.21	BP	\$46.73	\$55.14
9420-4	Pg. 92	4"	1/8"	1"	6 1/2"	0.25	BP	\$48.88	\$57.68
9420-5	Pg. 92	5"	1/8"	1"	7 1/2"	0.29	BP	\$51.03	\$60.22
9420-6	Pg. 92	6"	1/8"	1"	8 1/2"	0.32	BP	\$53.18	\$62.75
9420-8	Pg. 92	8"	1/8"	1"	10 1/2"	0.40	BP	\$57.47	\$67.82
9420-X	Pg. 92	Custom per overall inch						\$11.43	\$13.49



INDEX

SKU	CATALOG PAGE	CtC	PROJ.	DIA.	OVERALL	Wt/ea in lbs	APPLICATION	TIER 1	TIER 2	
9425		1 1/2"	1/8"	1"	3 1/2"	0.14	Renumbered to 9420-1.5, see pg. 92			
9435		3"	1/8"	1"	4 1/2"	0.18	Renumbered to 9420-3, see pg. 92			
9445		3 1/2"	1/8"	1"	5 1/2"	0.21	Renumbered to 9420-3.5, see pg. 92			
9455		3 1/2"	1/8"	1"	6 1/2"	0.25	Renumbered to 9420-4, see pg. 92			
9620	Pg. 91	-	3/16"	1 1/4"	-	0.07	BP	\$27.20	\$32.10	
9621	Pg. 91	-	3/16"	1 1/2"	-	0.10	BP	\$31.53	\$37.19	
9622	Pg. 91	-	3/16"	1 3/4"	-	0.14	BP	\$35.68	\$42.10	
9623	Pg. 91	-	3/16"	1 1/4"	-	0.09	BP	\$37.25	\$43.96	
9624	Pg. 91	-	3/16"	1 1/2"	-	0.13	BP	\$42.17	\$49.76	
9625	Pg. 91	-	3/16"	1 3/4"	-	0.17	BP	\$48.82	\$57.63	
9626	Pg. 91	-	3/16"	1 1/4"	-	0.08	BP	\$37.25	\$43.96	
9627	Pg. 91	-	3/16"	1 1/2"	-	0.11	BP	\$42.17	\$49.76	
9628	Pg. 91	-	3/16"	1 3/4"	-	0.15	BP	\$48.82	\$57.63	
9745-4	Pg. 93	4"	1/8"	3/4"	5"	0.14	BP	\$24.51	\$30.64	
9745-5	Pg. 93	5"	1/8"	3/4"	6"	0.17	BP	\$29.41	\$36.76	
9745-6	Pg. 93	6"	1/8"	3/4"	7"	0.20	BP	\$34.31	\$42.89	
9745-8	Pg. 93	8"	1/8"	3/4"	9"	0.26	BP	\$44.12	\$55.15	
9745-10	Pg. 93	10"	1/8"	3/4"	11"	0.31	BP	\$53.92	\$67.40	
9745-X	Pg. 93	Custom per overall inch							\$6.37	\$7.97
9843-8	Pg. 93	8"	3/16"	2"	10"	1.15	BP	\$105.03	\$131.29	
9843-10	Pg. 93	10"	3/16"	2"	12"	1.38	BP	\$126.04	\$157.55	
9843-12	Pg. 93	12"	3/16"	2"	14"	1.61	BP	\$147.04	\$183.80	
9843-18	Pg. 93	18"	3/16"	2"	20"	2.30	BP	\$210.06	\$262.58	
9843-24	Pg. 93	24"	3/16"	2"	26"	2.99	BP	\$273.08	\$341.35	
9843-X	Pg. 93	Custom per overall inch							\$13.65	\$17.07
9844-8	Pg. 93	8"	1/8"	1 1/2"	9"	0.52	BP	\$78.77	\$93.31	
9844-10	Pg. 93	10"	1/8"	1 1/2"	11"	0.63	BP	\$103.19	\$122.23	
9844-X	Pg. 93	Custom per overall inch							\$13.60	\$16.11
9845-4	Pg. 94	4"	3/16"	3/4"	5"	0.20	BP	\$28.19	\$35.24	
9845-5	Pg. 94	5"	3/16"	3/4"	6"	0.24	BP	\$33.82	\$42.27	
9845-6	Pg. 94	6"	3/16"	3/4"	7"	0.28	BP	\$39.46	\$49.32	
9845-8	Pg. 94	8"	3/16"	3/4"	9"	0.36	BP	\$50.74	\$63.42	
9845-10	Pg. 94	10"	3/16"	3/4"	11"	0.45	BP	\$62.01	\$77.51	
9845-X	Pg. 94	Custom per overall inch							\$7.33	\$9.17
9846-4	Pg. 95	4"	1/8"	3/4"	6"	0.17	BP	\$30.64	\$38.30	
9846-5	Pg. 95	5"	1/8"	3/4"	7"	0.20	BP	\$36.76	\$45.95	
9846-6	Pg. 95	6"	1/8"	3/4"	8"	0.23	BP	\$42.89	\$53.61	
9846-8	Pg. 95	8"	1/8"	3/4"	10"	0.29	BP	\$55.15	\$68.94	
9846-10	Pg. 95	10"	1/8"	3/4"	12"	0.35	BP	\$67.40	\$84.25	
9846-X	Pg. 95	Custom per overall inch							\$7.96	\$9.96
9847-8	Pg. 95	8"	3/16"	2"	10"	0.77	BP	\$131.29	\$164.11	
9847-10	Pg. 95	10"	3/16"	2"	12"	0.92	BP	\$157.55	\$196.94	
9847-12	Pg. 95	12"	3/16"	2"	14"	1.08	BP	\$183.80	\$229.75	
9847-18	Pg. 95	18"	3/16"	2"	20"	1.54	BP	\$262.58	\$328.23	
9847-24	Pg. 95	24"	3/16"	2"	26"	2.00	BP	\$341.35	\$426.69	
9847-X	Pg. 95	Custom per overall inch							\$17.06	\$21.34
9848-4	Pg. 96	4"	3/16"	3/4"	6"	0.25	BP	\$32.17	\$40.22	



SKU	CATALOG PAGE	CtC	PROJ.	DIA.	OVERALL	Wt/ea in lbs	APPLICATION	TIER 1	TIER 2	
9848-5	Pg. 96	5"	3/16"	3/4"	7"	0.29	BP	\$38.60	\$48.25	
9848-6	Pg. 96	6"	3/16"	3/4"	8"	0.33	BP	\$45.03	\$56.29	
9848-8	Pg. 96	8"	3/16"	3/4"	10"	0.41	BP	\$57.91	\$72.39	
9848-10	Pg. 96	10"	3/16"	3/4"	12"	0.50	BP	\$70.77	\$88.46	
9848-X	Pg. 96	Custom per overall inch							\$8.36	\$10.46
9849-8	Pg. 96	8"	3/16"	2"	10"	1.13	BP	\$137.85	\$172.32	
9849-10	Pg. 96	10"	3/16"	2"	12"	1.36	BP	\$165.43	\$206.79	
9849-12	Pg. 96	12"	3/16"	2"	14"	1.59	BP	\$192.99	\$241.24	
9849-18	Pg. 96	18"	3/16"	2"	20"	2.27	BP	\$275.71	\$344.64	
9849-24	Pg. 96	24"	3/16"	2"	26"	2.95	BP	\$358.42	\$448.02	
9849-X	Pg. 96	Custom per overall inch							\$17.91	\$22.41
9943-8	Pg. 94	8"	3/16"	2"	10"	1.12	BP	\$120.78	\$150.98	
9943-10	Pg. 94	10"	3/16"	2"	12"	1.35	BP	\$144.95	\$181.18	
9943-12	Pg. 94	12"	3/16"	2"	14"	1.58	BP	\$169.10	\$211.37	
9943-18	Pg. 94	18"	3/16"	2"	20"	2.26	BP	\$241.57	\$301.97	
9943-24	Pg. 94	24"	3/16"	2"	26"	2.94	BP	\$314.04	\$392.55	
9943-X	Pg. 94	Custom per overall inch							\$15.70	\$19.63
9944-8	Pg. 94	8"	3/16"	1 1/2"	9"	0.76	BP	\$90.60	\$107.31	
9944-10	Pg. 94	10"	3/16"	1 1/2"	11"	0.93	BP	\$118.68	\$140.57	
9944-X	Pg. 94	Custom per overall inch							\$15.64	\$18.53
9945	Pg. 91	-	3/16"	1"	-	0.06	BP	\$21.97	\$25.92	
9946-1.5	Pg. 93	1 1/2"	1/8"	1"	2 1/2"	0.10	BP	\$40.28	\$47.53	
9946-4	Pg. 93	4"	1/8"	1"	5"	0.20	BP	\$45.76	\$54.01	
9946-6	Pg. 93	6"	1/8"	1"	7"	0.27	BP	\$49.87	\$58.84	
9946-8	Pg. 93	8"	1/8"	1"	9"	0.35	BP	\$54.36	\$64.15	
9946-X	Pg. 93	Custom per overall inch							\$12.49	\$14.74
9947-4	Pg. 95	4"	1/8"	1"	6"	0.24	BP	\$57.93	\$68.35	
9947-6	Pg. 95	6"	1/8"	1"	8"	0.31	BP	\$62.00	\$73.16	
9947-8	Pg. 95	8"	1/8"	1"	10"	0.39	BP	\$67.24	\$79.35	
9947-X	Pg. 95	Custom per overall inch							\$12.06	\$14.24
9948-4	Pg. 94	4"	3/16"	1 1/4"	5"	0.35	BP	\$48.70	\$57.45	
9948-6	Pg. 94	6"	3/16"	1 1/4"	7"	0.49	BP	\$52.80	\$62.28	
9948-8	Pg. 94	8"	3/16"	1 1/4"	9"	0.63	BP	\$57.29	\$67.61	
9948-X	Pg. 94	Custom per overall inch							\$11.82	\$13.95
9949-4	Pg. 96	4"	3/16"	1 1/4"	6"	0.42	BP	\$60.85	\$71.80	
9949-6	Pg. 96	6"	3/16"	1 1/4"	8"	0.57	BP	\$64.92	\$76.62	
9949-8	Pg. 96	8"	3/16"	1 1/4"	10"	0.71	BP	\$70.17	\$82.81	
9949-X	Pg. 96	Custom per overall inch							\$12.64	\$14.91
9950	Pg. 92	-	1/8"	1"	-	0.04	BP	\$20.88	\$24.63	
9951	Pg. 92	-	1/8"	1 1/4"	-	0.06	BP	\$26.08	\$30.84	
9952	Pg. 92	-	1/8"	1 1/2"	-	0.09	BP	\$31.30	\$36.93	
9953	Pg. 92	-	1/8"	1 3/4"	-	0.12	BP	\$36.82	\$43.44	
B203	Pg. 90	-	3/16"	1 1/2"	-	0.09	BP	\$17.58	\$19.38	
B9203	Pg. 90	-	3/16"	1 1/2"	-	0.08	BP	\$17.66	\$21.80	
ER110	Pg. 98	-	7/8"-9 3/4"	1 1/2"	11"	0.93	GARMENT ROD	\$157.22	\$186.13	
SER110	Pg. 98	-	7/8"-9 3/4"	1 1/4"	11"	0.86	GARMENT ROD	\$157.22	\$186.13	
J111	Pg. 126	-	1 3/16"	1 1/4"	-	0.15	CK	\$76.14		



INDEX

SKU	CATALOG PAGE	CtC	PROJ.	DIA.	OVERALL	Wt/ea in lbs	APPLICATION	TIER 1	TIER 2	
J112	Pg. 126	-	1 3/16"	1 1/2"	-	0.21	CK		\$84.92	
J121	Pg. 126	-	1 1/8"	1 1/4"	-	0.26	CK		\$76.14	
J122	Pg. 126	-	1 1/8"	1 1/2"	-	0.34	CK		\$84.92	
J123	Pg. 126	-	1"	1 1/4"	-	0.12	CK		\$76.14	
J124	Pg. 126	-	1"	1 1/2"	-	0.14	CK		\$84.92	
J125	Pg. 126	-	1 3/16"	1 1/4"	-	0.21	CK		\$76.14	
J126	Pg. 126	-	1 3/16"	1 1/2"	-	0.28	CK		\$84.92	
J275-8	Pg. 127	8"	1 5/8"	1 1/4" x 1/2"	10"	2.25	AP, DP, SDP		\$495.72	
J275-X	Pg. 127	Custom per overall inch							\$64.44	
J276-8	Pg. 127	8"	1 1/2"	1 1/4" x 1/2"	8 1/2"	2.01	AP, DP, SDP		\$431.92	
J276-X	Pg. 127	Custom per overall inch							\$66.06	
J460-1	Pg. 128	1"	3/4"	1 1/4"	2"	0.22	CP		\$105.42	
J460-4	Pg. 128	4"	3/4"	1 1/4"	5"	0.54	CP		\$124.45	
J460-X	Pg. 128	Custom per overall inch							\$50.44	
J508-4	Pg. 127	4"	1 1/8"	3/4" x 3/8"	6"	0.69	CP		\$169.05	
J508-X	Pg. 127	Custom per overall inch							\$36.63	
J509-6	Pg. 127	6"	1 1/8"	5/18" x 3/8"	6 3/8"	0.56	CP		\$149.74	
J509-X	Pg. 127	Custom per overall inch							\$35.23	
J746-8		8"	1 1/8"	5/18" x 3/8"	8 3/8"	0.61	Renumbered to J748-8, see pg. 128			
J746-X		Custom per overall inch					Renumbered to J748-X, see pg. 128			
J748-8	Pg. 128	8"	1 1/8"	5/18" x 3/8"	8 3/8"	0.61	CP		\$165.72	
J748-X	Pg. 128	Custom per overall inch							\$32.65	
J844-18	Pg. 128	18"	1 5/8"	1" x 3/4"	18 1/2"	3.89	AP, DP, SDP		\$935.03	
J844-X	Pg. 128	Custom per overall inch							\$65.70	
L110	Pg. 109	-	1 3/16"	1"	-	0.11	CK		\$77.18	
L111	Pg. 109	-	1 3/16"	1 1/4"	-	0.16	CK		\$82.38	
L112	Pg. 109	-	1 3/16"	1 1/2"	-	0.22	CK		\$87.58	
L120	Pg. 109	-	1 3/16"	1"	-	0.13	CK		\$82.14	
L121	Pg. 109	-	1 3/16"	1 1/4"	-	0.19	CK		\$87.58	
L122	Pg. 109	-	1 3/16"	1 1/2"	-	0.26	CK		\$93.03	
L126	Pg. 109	-	1 3/16"	1 1/4"	-	0.18	CK		\$104.91	
L127	Pg. 109	-	1 3/16"	1 1/2"	-	0.25	CK		\$108.21	
L205-6	Pg. 111	6"	1 3/4"	1/2"	6 1/2"	0.42	CP, DP, SDP		\$189.67	
L205-8	Pg. 111	8"	1 3/4"	1/2"	8 1/2"	0.52	CP, DP, SDP		\$212.15	
L205-X	Pg. 111	Custom per overall inch							\$35.19	
L232-6	Pg. 111	6"	2 1/2"	3/4"	6 3/4"	1.16	CP, AP, DP, SDP		\$253.68	
L232-8	Pg. 111	8"	2 1/2"	3/4"	8 3/4"	1.38	CP, AP, DP, SDP		\$338.22	
L232-10	Pg. 111	10"	2 1/2"	3/4"	10 3/4"	1.61	CP, AP, DP, SDP		\$422.76	
L232-12	Pg. 111	12"	2 1/2"	3/4"	12 3/4"	1.83	AP, DP, SDP		\$507.33	
L232-X	Pg. 111	Custom per overall inch							\$50.49	
L242-8	Pg. 112	8"	2 1/16"	1"	9 1/4"	1.13	CP, AP, DP, SDP		\$453.15	
L242-10	Pg. 112	10"	2 1/16"	1"	11 1/4"	1.24	AP, DP, SDP		\$540.02	
L242-12	Pg. 112	12"	2 1/16"	1"	13 1/4"	1.36	AP, DP, SDP		\$641.96	
L242-18	Pg. 112	18"	2 1/16"	1"	19 1/4"	1.71	AP, DP, SDP		\$932.39	
L242-24		24"	2 1/16"	1"	25 1/4"	2.38	Discontinued			
L242-30		30"	2 1/16"	1"	31 1/4"	2.73	Discontinued			
L242-X	Pg. 112	Custom per overall inch							\$63.01	

SKU	CATALOG PAGE	CtC	PROJ.	DIA.	OVERALL	Wt/ea in lbs	APPLICATION	TIER 1	TIER 2	
L243-20	Pg. 113	20"	2 3/8"	1 1/4"	24"	4.04	AP, DP, SDP	\$1,436.30		
L243-24	Pg. 113	24"	2 3/8"	1 1/4"	28"	4.19	AP, DP, SDP	\$1,675.71		
L243-30	Pg. 113	30"	2 3/8"	1 1/4"	34"	4.43	AP, DP, SDP	\$2,034.80		
L243-X	Pg. 113	Custom per overall inch							\$89.77	
L244-20	Pg. 112	20"	2 3/8"	1 1/4"	24"	4.16	AP, DP, SDP	\$1,496.41		
L244-24	Pg. 112	24"	2 3/8"	1 1/4"	28"	4.55	AP, DP, SDP	\$1,745.87		
L244-30	Pg. 112	30"	2 3/8"	1 1/4"	34"	5.13	AP, DP, SDP	\$2,119.98		
L244-X	Pg. 112	Custom per overall inch							\$81.06	
L246-6	Pg. 112	6"	1 5/8"	3/4"	7"	0.50	CP, AP, DP, SDP	\$295.90		
L246-8	Pg. 112	8"	1 5/8"	3/4"	9"	0.56	CP, AP, DP, SDP	\$412.65		
L246-10	Pg. 112	10"	1 5/8"	3/4"	11"	0.62	AP, DP, SDP	\$529.40		
L246-12	Pg. 112	12"	1 5/8"	3/4"	13"	0.67	AP, DP, SDP	\$646.15		
L246-X	Pg. 112	Custom per overall inch							\$60.43	
L247-5	Pg. 112	5"	1 5/16"	5/8"	6"	0.33	CP	\$217.51		
L247-6	Pg. 112	6"	1 5/16"	5/8"	7"	0.34	CP, DP	\$253.78		
L247-8	Pg. 112	8"	1 5/16"	5/8"	9"	0.38	CP, DP	\$326.28		
L247-10	Pg. 112	10"	1 5/16"	5/8"	11"	0.41	DP	\$398.78		
L247-12	Pg. 112	12"	1 5/16"	5/8"	13"	0.45	DP	\$471.28		
L247-X	Pg. 112	Custom per overall inch							\$47.13	
L270-4	Pg. 113	4"	1 3/16"	3/4" x 3/8"	5"	0.41	CP	\$119.26		
L270-6	Pg. 113	6"	1 3/16"	3/4" x 3/8"	8"	0.64	CP	\$203.61		
L270-8	Pg. 113	8"	1 3/16"	3/4" x 3/8"	10"	0.79	CP	\$248.41		
L270-10	Pg. 113	10"	1 3/16"	3/4" x 3/8"	12"	0.94	CP	\$303.14		
L270-X	Pg. 113	Custom per overall inch							\$32.31	
L271-4	Pg. 113	4"	1 1/2"	3/4" x 1/2"	5"	0.62	CP	\$143.78		
L271-6	Pg. 113	6"	1 1/2"	3/4" x 1/2"	8"	0.93	CP	\$242.48		
L271-8	Pg. 113	8"	1 1/2"	3/4" x 1/2"	10"	1.13	CP	\$330.92		
L271-10	Pg. 113	10"	1 1/2"	3/4" x 1/2"	12"	1.34	CP	\$382.33		
L271-X	Pg. 113	Custom per overall inch							\$40.31	
L272-4	Pg. 114	4"	1 1/8"	3/4" x 3/8"	5"	0.44	CP	\$119.26		
L272-6	Pg. 114	6"	1 1/8"	3/4" x 3/8"	8"	0.66	CP	\$203.61		
L272-8	Pg. 114	8"	1 1/8"	3/4" x 3/8"	10"	0.82	CP	\$248.41		
L272-10	Pg. 114	10"	1 1/8"	3/4" x 3/8"	12"	0.97	CP	\$303.14		
L272-X	Pg. 114	Custom per overall inch							\$32.31	
L273-4	Pg. 114	4"	1 1/4"	3/4" x 1/2"	5"	0.57	CP	\$143.78		
L273-6	Pg. 114	6"	1 1/4"	3/4" x 1/2"	8"	0.88	CP	\$242.48		
L273-8	Pg. 114	8"	1 1/4"	3/4" x 1/2"	10"	1.09	CP	\$330.92		
L273-10	Pg. 114	10"	1 1/4"	3/4" x 1/2"	12"	1.29	CP	\$382.33		
L273-X	Pg. 114	Custom per overall inch							\$40.31	
L275-8	Pg. 113	8"	1 3/4"	1 1/4" x 1/2"	10"	1.88	AP, DP, SDP	\$399.42		
L275-10	Pg. 113	10"	1 3/4"	1 1/4" x 1/2"	12"	2.21	AP, DP, SDP	\$479.25		
L275-12	Pg. 113	12"	1 3/4"	1 1/4" x 1/2"	14"	2.55	AP, DP, SDP	\$559.21		
L275-18	Pg. 113	18"	1 3/4"	1 1/4" x 1/2"	20"	3.55	AP, DP, SDP	\$798.86		
L275-X	Pg. 113	Custom per overall inch							\$59.91	
L276-8	Pg. 114	8"	1 3/4"	1 1/4" x 1/2"	10"	1.84	AP, DP, SDP	\$399.42		
L276-10	Pg. 114	10"	1 3/4"	1 1/4" x 1/2"	12"	2.17	AP, DP, SDP	\$479.25		
L276-12	Pg. 114	12"	1 3/4"	1 1/4" x 1/2"	14"	2.51	AP, DP, SDP	\$559.21		



INDEX

SKU	CATALOG PAGE	CtC	PROJ.	DIA.	OVERALL	Wt/ea in lbs	APPLICATION	TIER 1	TIER 2	
L276-18	Pg. 114	18"	1 3/4"	1 1/4" x 1/2"	20"	3.51	AP, DP, SDP		\$798.86	
L276-X	Pg. 114	Custom per overall inch							\$59.91	
L300-4	Pg. 112	4"	1 3/16"	1/2"	4 3/4"	0.19	CP		\$134.72	
L300-5	Pg. 112	5"	1 3/16"	1/2"	5 3/4"	0.22	CP		\$157.34	
L300-6	Pg. 112	6"	1 3/16"	1/2"	6 3/4"	0.24	CP		\$179.92	
L300-8	Pg. 112	8"	1 3/16"	1/2"	8 3/4"	0.29	CP		\$239.40	
L300-X	Pg. 112	Custom per overall inch							\$35.67	
L312-4		4"	1 5/16"	7/16"	5"	0.32	Renumbered to L1307-4, see pg. 118			
L312-X		Custom per overall inch						Renumbered to L1307-X, see pg. 118		
L313-6		6"	1 1/2"	5/8"	7"	0.74	Renumbered to L1308-6, see pg. 118			
L313-X		Custom per overall inch						Renumbered to L1308-X, see pg. 118		
L378	Pg. 109	-	1"	1 1/4"	-	0.14	CK		\$94.06	
L403		3 1/2"	7/8"	1 1/8"	4"		Discontinued			
L404		3"	1"	1 1/16"	3 7/16"		Discontinued			
L405		3"	1"	1 3/8"	4 3/4"		Discontinued			
L435		3"	1"	7/8"	3 1/2"		Discontinued			
L455		3 1/2"	1"	7/8"	5 1/2"		Discontinued			
L460-2	Pg. 114	2"	3/4"	1 1/4"	3"	0.30	CP		\$124.03	
L460-4	Pg. 114	4"	3/4"	1 1/4"	5"	0.50	CP		\$181.16	
L460-5	Pg. 114	5"	3/4"	1 1/4"	6"	0.60	CP		\$224.08	
L460-6	Pg. 114	6"	3/4"	1 1/4"	7"	0.70	CP		\$266.99	
L460-8	Pg. 114	8"	3/4"	1 1/4"	9"	0.90	CP		\$343.37	
L460-X	Pg. 114	Custom per overall inch							\$49.72	
L510	Pg. 110	-	1 3/16"	1"	-	0.11	CK		\$77.19	
L511	Pg. 110	-	1 3/16"	1 1/4"	-	0.16	CK		\$82.38	
L512	Pg. 110	-	1 3/16"	1 1/2"	-	0.22	CK		\$87.58	
L520	Pg. 110	-	1 3/16"	1"	-	0.13	CK		\$82.14	
L521	Pg. 110	-	1 3/16"	1 1/4"	-	0.19	CK		\$87.58	
L522	Pg. 110	-	1 3/16"	1 1/2"	-	0.27	CK		\$93.03	
L526	Pg. 110	-	1 3/16"	1 1/4"	-	0.18	CK		\$104.91	
L527	Pg. 110	-	1 3/16"	1 1/2"	-	0.25	CK		\$108.21	
L535-4	Pg. 115	4"	1 3/8"	1/2"	5 1/2"	0.36	CP		\$159.23	
L535-5	Pg. 115	5"	1 3/8"	1/2"	6 1/2"	0.39	CP		\$188.22	
L535-6	Pg. 115	6"	1 3/8"	1/2"	7 1/2"	0.42	CP, DP		\$217.17	
L535-8	Pg. 115	8"	1 3/8"	1/2"	9 1/2"	0.47	CP, DP		\$275.10	
L535-X	Pg. 115	Custom per overall inch							\$37.64	
L536-6	Pg. 115	6"	1 11/16"	5/8"	8"	0.83	CP, DP, SDP		\$240.06	
L536-8	Pg. 115	8"	1 11/16"	5/8"	10"	0.94	CP, AP, DP, SDP		\$300.08	
L536-10	Pg. 115	10"	1 11/16"	5/8"	12"	1.05	CP, AP, DP, SDP		\$360.10	
L536-12	Pg. 115	12"	1 11/16"	5/8"	14"	1.16	CP, AP, DP, SDP		\$420.11	
L536-X	Pg. 115	Custom per overall inch							\$45.01	
L537-6	Pg. 115	6"	2"	3/4"	8"	1.46	CP, DP, SDP		\$339.81	
L537-8	Pg. 115	8"	2"	3/4"	10"	1.65	CP, AP, DP, SDP		\$422.21	
L537-10	Pg. 115	10"	2"	3/4"	12"	1.83	CP, AP, DP, SDP		\$504.56	
L537-12	Pg. 115	12"	2"	3/4"	14"	2.02	CP, AP, DP, SDP		\$586.94	
L537-X	Pg. 115	Custom per overall inch							\$54.82	
L538-8	Pg. 115	8"	2 5/8"	1"	11"	3.04	CP, AP, DP, SDP		\$453.15	

SKU	CATALOG PAGE	CtC	PROJ.	DIA.	OVERALL	Wt/ea in lbs	APPLICATION	TIER 1	TIER 2
L538-10	Pg. 115	10"	2 5/8"	1"	13"	3.40	CP, AP, DP, SDP	\$535.28	
L538-12	Pg. 115	12"	2 5/8"	1"	15"	3.77	CP, AP, DP, SDP	\$618.01	
L538-18	Pg. 115	18"	2 5/8"	1"	21"	4.87	CP, AP, DP, SDP	\$865.18	
L538-24	Pg. 115	24"	2 5/8"	1"	27"	5.98	CP, AP, DP, SDP	\$1,112.42	
L538-X	Pg. 115	Custom per overall inch						\$61.79	
L660-4	Pg. 116	4"	1 1/4"	1/2"	4 1/2"	0.35	CP	\$126.18	
L660-5	Pg. 116	5"	1 1/4"	1/2"	5 1/2"	0.36	CP	\$157.73	
L660-6	Pg. 116	6"	1 1/4"	1/2"	6 1/2"	0.38	CP, DP	\$189.24	
L660-8	Pg. 116	8"	1 1/4"	1/2"	8 1/2"	0.40	CP, DP	\$252.36	
L660-10	Pg. 116	10"	1 1/4"	1/2"	10 1/2"	0.43	CP, DP	\$315.45	
L660-X	Pg. 116	Custom per overall inch						\$37.85	
L661-6	Pg. 116	6"	1 3/4"	3/4"	6 3/4"	0.95	CP, DP, SDP	\$246.08	
L661-8	Pg. 116	8"	1 3/4"	3/4"	8 3/4"	1.03	CP, AP, DP, SDP	\$337.79	
L661-10	Pg. 116	10"	1 3/4"	3/4"	10 3/4"	1.10	CP, AP, DP, SDP	\$422.29	
L661-12	Pg. 116	12"	1 3/4"	3/4"	12 3/4"	1.18	CP, AP, DP, SDP	\$506.75	
L661-X	Pg. 116	Custom per overall inch						\$50.08	
L700-1H		1 1/2"	1 3/4"	3/32"	2"	0.90	Discontinued		
L700-3		3"	1 3/4"	3/32"	4"	2.10	Discontinued		
L709-2		2"	1 5/8"	0.05"	2 1/2"	1.50	Discontinued		
L710-5		5"	1 1/2"	0.05"	6"	2.10	Discontinued		
L711-1.5	Pg. 116	1 1/2"	1"	1/4"	2 1/2"	0.30	CP	\$117.25	
L711-1H		1 1/2"	1"	1/4"	2 1/2"	0.30	Renumbered to L711-1.5, see pg. 116		
L711-3	Pg. 116	3"	1"	1/4"	4"	0.47	CP	\$181.64	
L711-4	Pg. 116	4"	1"	1/4"	6"	0.69	CP	\$281.37	
L711-5	Pg. 116	5"	1"	1/4"	7"	0.81	CP	\$298.38	
L711-6	Pg. 116	6"	1"	1/4"	8"	0.92	CP	\$375.10	
L711-8	Pg. 116	8"	1"	1/4"	10"	1.15	CP	\$426.43	
L711-12	Pg. 116	12"	1"	1/4"	14"	1.60	CP	\$602.48	
L711-18	Pg. 116	18"	1"	1/4"	20"	2.27	CP	\$767.89	
L711-X	Pg. 116	Custom per overall inch						\$57.33	
L826	Pg. 110	-	1 1/8"	3/4" x 3/8"	1 1/2"	0.11	CK	\$107.78	
L827-3.5	Pg. 117	3 1/2"	1 3/16"	3/4" x 3/8"	4 1/2"	0.35	CP	\$157.62	
L827-4	Pg. 117	4"	1 3/16"	3/4" x 3/8"	5"	0.37	CP	\$175.15	
L827-5	Pg. 117	5"	1 3/16"	3/4" x 3/8"	6"	0.42	CP	\$210.16	
L827-6	Pg. 117	6"	1 3/16"	3/4" x 3/8"	7"	0.47	CP, DP	\$245.21	
L827-8	Pg. 117	8"	1 3/16"	3/4" x 3/8"	9"	0.56	CP, DP	\$315.39	
L827-X	Pg. 117	Custom per overall inch						\$45.54	
L828-6	Pg. 117	6"	1 5/16"	3/4" x 1/2"	7"	0.63	CP, DP	\$274.34	
L828-8	Pg. 117	8"	1 5/16"	3/4" x 1/2"	9"	0.77	CP, DP	\$352.73	
L828-10	Pg. 117	10"	1 5/16"	3/4" x 1/2"	11"	0.91	CP, DP	\$431.11	
L828-12	Pg. 117	12"	1 5/16"	3/4" x 1/2"	13"	1.04	CP, DP	\$509.49	
L828-X	Pg. 117	Custom per overall inch						\$50.95	
L829-8	Pg. 117	8"	2"	1" x 3/4"	10"	2.18	CP, AP, DP, SDP	\$465.39	
L829-10	Pg. 117	10"	2"	1" x 3/4"	12"	2.52	CP, AP, DP, SDP	\$558.46	
L829-12	Pg. 117	12"	2"	1" x 3/4"	14"	2.87	CP, AP, DP, SDP	\$651.53	
L829-18	Pg. 117	18"	2"	1" x 3/4"	20"	3.90	CP, AP, DP, SDP	\$930.38	
L829-X	Pg. 117	Custom per overall inch						\$60.49	



INDEX

SKU	CATALOG PAGE	CtC	PROJ.	DIA.	OVERALL	Wt/ea in lbs	APPLICATION	TIER 1	TIER 2
L832-6	Pg. 111	6"	1 7/8"	3/4"	6 3/4"	1.01	CP, AP, DP, SDP		\$253.67
L832-8	Pg. 111	8"	1 7/8"	3/4"	8 3/4"	1.24	CP, AP, DP, SDP		\$338.22
L832-10	Pg. 111	10"	1 7/8"	3/4"	10 3/4"	1.47	CP, AP, DP, SDP		\$422.76
L832-12	Pg. 111	12"	1 7/8"	3/4"	12 3/4"	1.70	AP, DP, SDP		\$507.33
L832-X	Pg. 111	Custom per overall inch							\$50.49
L842-8	Pg. 112	8"	2 1/8"	1"	10"	1.45	CP, AP, DP, SDP		\$453.15
L842-10	Pg. 112	10"	2 1/8"	1"	12"	1.56	AP, DP, SDP		\$540.02
L842-12	Pg. 112	12"	2 1/8"	1"	14"	1.68	AP, DP, SDP		\$641.96
L842-18	Pg. 112	18"	2 1/8"	1"	20"	2.03	AP, DP, SDP		\$932.39
L842-24	Pg. 112	24"	2 1/8"	1"	26"	2.38	AP, DP, SDP		\$1,223.34
L842-30	Pg. 112	30"	2 1/8"	1"	32"	2.73	AP, DP, SDP		\$1,513.05
L842-X	Pg. 112	Custom per overall inch							\$60.04
L846-6	Pg. 112	6"	1 5/8"	3/4"	8"	0.74	CP, AP, DP, SDP		\$295.90
L846-8	Pg. 112	8"	1 5/8"	3/4"	10"	0.80	CP, AP, DP, SDP		\$412.65
L846-10	Pg. 112	10"	1 5/8"	3/4"	12"	0.86	AP, DP, SDP		\$529.40
L846-12	Pg. 112	12"	1 5/8"	3/4"	14"	0.92	AP, DP, SDP		\$646.15
L846-X	Pg. 112	Custom per overall inch							\$54.77
L910	Pg. 120	-	1/4"	1 1/4"	-	0.09	BP		\$62.50
L911	Pg. 120	-	1/4"	1 1/2"	-	0.12	BP		\$67.34
L912	Pg. 120	-	1/4"	1 3/4"	-	0.16	BP		\$72.56
L920	Pg. 120	-	1/4"	1 1/4"	-	0.09	BP		\$62.50
L921	Pg. 120	-	1/4"	1 1/2"	-	0.13	BP		\$67.34
L922	Pg. 120	-	1/4"	1 3/4"	-	0.20	BP		\$72.56
L1307-3.5	Pg. 118	3 1/2"	1 5/16"	15/32"	5"	0.30	CP		\$116.31
L1307-3H		3 1/2"	1 5/16"	15/32"	5"	0.30	Renumbered to L1307-3.5, see pg. 118		
L1307-4	Pg. 118	4"	1 5/16"	15/32"	5 1/2"	0.32	CP		\$138.84
L1307-5	Pg. 118	5"	1 5/16"	15/32"	6 1/2"	0.37	CP		\$170.41
L1307-6	Pg. 118	6"	1 5/16"	15/32"	7 1/2"	0.42	CP		\$201.96
L1307-8	Pg. 118	8"	1 5/16"	15/32"	9 1/2"	0.52	CP		\$260.88
L1307-10	Pg. 118	10"	1 5/16"	15/32"	11 1/2"	0.61	CP		\$300.01
L1307-X	Pg. 118	Custom per overall inch							\$33.63
L1308-4	Pg. 118	4"	1 1/2"	5/8"	5 1/2"	0.60	CP		\$176.04
L1308-6	Pg. 118	6"	1 1/2"	5/8"	7 1/2"	0.79	CP, DP		\$240.06
L1308-8	Pg. 118	8"	1 1/2"	5/8"	9 1/2"	0.98	CP, DP		\$304.10
L1308-10	Pg. 118	10"	1 1/2"	5/8"	11 1/2"	1.17	CP, DP		\$368.10
L1308-X	Pg. 118	Custom per overall inch							\$41.61
L1309-6	Pg. 118	6"	1 7/8"	3/4"	8"	1.32	CP, DP, SDP		\$292.24
L1309-8	Pg. 118	8"	1 7/8"	3/4"	10"	1.59	CP, AP, DP, SDP		\$365.20
L1309-10	Pg. 118	10"	1 7/8"	3/4"	12"	1.86	CP, AP, DP, SDP		\$438.35
L1309-12	Pg. 118	12"	1 7/8"	3/4"	14"	2.13	CP, AP, DP, SDP		\$511.40
L1309-X	Pg. 118	Custom per overall inch							\$47.49
L1310-8	Pg. 118	8"	2 7/16"	1"	10"	2.83	AP, DP, SDP		\$434.08
L1310-10	Pg. 118	10"	2 7/16"	1"	12"	3.31	AP, DP, SDP		\$473.31
L1310-12	Pg. 118	12"	2 7/16"	1"	14"	3.79	AP, DP, SDP		\$552.09
L1310-18	Pg. 118	18"	2 7/16"	1"	20"	5.07	AP, DP, SDP		\$790.69
L1310-24	Pg. 118	24"	2 7/16"	1"	26"	6.46	AP, DP, SDP		\$1,025.31
L1310-X	Pg. 118	Custom per overall inch							\$52.33

SKU	CATALOG PAGE	CtC	PROJ.	DIA.	OVERALL	Wt/ea in lbs	APPLICATION	TIER 1	TIER 2	
L1360-4	Pg. 119	4"	1 3/8"	5/8"	4 3/4"	0.24	CP		\$140.32	
L1360-5	Pg. 119	5"	1 3/8"	5/8"	5 3/4"	0.26	CP		\$143.31	
L1360-6	Pg. 119	6"	1 3/8"	5/8"	6 3/4"	0.28	CP, DP		\$146.68	
L1360-8	Pg. 119	8"	1 3/8"	5/8"	8 3/4"	0.33	CP, DP		\$214.46	
L1360-10	Pg. 119	10"	1 3/8"	5/8"	10 3/4"	0.37	CP, DP		\$349.83	
L1360-X	Pg. 119	Custom per overall inch								\$39.97
L1361-6	Pg. 119	6"	1 1/2"	3/4"	6 7/8"	0.48	CP, DP		\$235.22	
L1361-8	Pg. 119	8"	1 1/2"	3/4"	8 7/8"	0.55	CP, DP		\$308.26	
L1361-10	Pg. 119	10"	1 1/2"	3/4"	10 7/8"	0.62	CP, DP		\$427.22	
L1361-12	Pg. 119	12"	1 1/2"	3/4"	12 7/8"	0.68	DP		\$487.23	
L1361-18	Pg. 119	18"	1 1/2"	3/4"	18 7/8"	0.89	DP		\$688.78	
L1361-X	Pg. 119	Custom per overall inch								\$47.47
L1362-8	Pg. 119	8"	2 1/16"	1"	9 1/8"	1.04	CP, AP, SDP, DP		\$443.52	
L1362-10	Pg. 119	10"	2 1/16"	1"	11 1/8"	1.17	AP, SDP, DP		\$504.17	
L1362-12	Pg. 119	12"	2 1/16"	1"	13 1/8"	1.30	AP, SDP, DP		\$564.98	
L1362-18	Pg. 119	18"	2 1/16"	1"	19 1/8"	1.68	AP, SDP, DP		\$824.19	
L1362-X	Pg. 119	Custom per overall inch								\$58.52
L1363-12	Pg. 119	12"	2 7/16"	1 1/4"	13 3/8"	2.27	AP, SDP, DP		\$987.87	
L1363-18	Pg. 119	18"	2 7/16"	1 1/4"	19 3/8"	2.89	AP, SDP, DP		\$1,440.75	
L1363-24	Pg. 119	24"	2 7/16"	1 1/4"	25 3/8"	3.51	AP, SDP, DP		\$1,572.12	
L1363-30	Pg. 119	30"	2 7/16"	1 1/4"	31 3/8"	4.13	AP, SDP, DP		\$1,709.55	
L1363-X	Pg. 119	Custom per overall inch								\$86.02
LER111	Pg. 120	-	7/8"-9 3/4"	1 1/2"	11"	1.00	GARMENT ROD		\$242.41	
MH915		-	-	1 1/2"	2"		Discontinued			
MH917		-	-	1 3/4"	2 1/2"		Discontinued			
MH920		-	-	2"	2 1/2"		Discontinued			
NMH925		-	-	7/8"	2 1/2"		Discontinued			

SHOWER DOOR PULL / SHOWER DOOR KNOB PRICE LIST

SKU	CATALOG PAGE	CtC	PROJ.	DIA.	OVERALL	Wt/ea in lbs	APPLICATION	TIER 1	TIER 2
42BB-12	Pg. 99	12"	2 5/8"	7/16"	14 1/2"	5.29	Back-to-Back Shower Door Pull Kit	\$706.57	
42BB-18	Pg. 99	18"	2 5/8"	7/16"	20 1/2"	5.91	Back-to-Back Shower Door Pull Kit	\$1,047.71	
42BB-24	Pg. 99	24"	2 5/8"	7/16"	26 1/2"	6.59	Back-to-Back Shower Door Pull Kit	\$1,357.33	
42BB-30	Pg. 99	30"	2 5/8"	7/16"	32 1/2"	7.29	Back-to-Back Shower Door Pull Kit	\$1,645.05	
43BB-12	Pg. 99	12"	2 5/8"	7/16"	13 1/2"	5.19	Back-to-Back Shower Door Pull Kit	\$658.63	
43BB-18	Pg. 99	18"	2 5/8"	7/16"	19 1/2"	5.81	Back-to-Back Shower Door Pull Kit	\$973.81	
43BB-24	Pg. 99	24"	2 5/8"	7/16"	25 1/2"	6.51	Back-to-Back Shower Door Pull Kit	\$1,261.47	
43BB-30	Pg. 99	30"	2 5/8"	7/16"	31 1/2"	7.19	Back-to-Back Shower Door Pull Kit	\$1,456.57	
44BB-12	Pg. 100	12"	3 1/2"	3/4"	13 1/2"	5.65	Back-to-Back Shower Door Pull Kit	\$597.33	
44BB-18	Pg. 100	18"	3 1/2"	3/4"	19 1/2"	6.49	Back-to-Back Shower Door Pull Kit	\$868.05	
44BB-24	Pg. 100	24"	3 1/2"	3/4"	25 1/2"	7.39	Back-to-Back Shower Door Pull Kit	\$1,138.85	
44BB-30	Pg. 100	30"	3 1/2"	3/4"	31 1/2"	8.29	Back-to-Back Shower Door Pull Kit	\$1,322.61	
45BB-12	Pg. 100	12"	3 1/2"	3/4"	13 1/4"	4.93	Back-to-Back Shower Door Pull Kit	\$597.33	
45BB-18	Pg. 100	18"	3 1/2"	3/4"	19 1/4"	5.77	Back-to-Back Shower Door Pull Kit	\$868.05	
45BB-24	Pg. 100	24"	3 1/2"	3/4"	25 1/4"	6.67	Back-to-Back Shower Door Pull Kit	\$1,138.85	
45BB-30	Pg. 100	30"	3 1/2"	3/4"	31 1/4"	7.57	Back-to-Back Shower Door Pull Kit	\$1,322.61	
105BB	Pg. 12	-	1 1/8"	1"	-	0.54	Back-to-Back Shower Door Knob Kit	\$72.14	\$84.66
118BB	Pg. 12	-	1 3/16"	1 1/4"	-	0.39	Back-to-Back Shower Door Knob Kit	\$67.36	\$74.82
124BB	Pg. 13	-	1 1/8"	1 1/8"	-	0.35	Back-to-Back Shower Door Knob Kit	\$46.56	\$52.82
140BB	Pg. 14	-	1 5/16"	1 3/8"	-	0.35	Back-to-Back Shower Door Knob Kit	\$64.52	\$75.22
142BB	Pg. 14	-	1 1/8"	3/4"	-	0.31	Back-to-Back Shower Door Knob Kit	\$60.70	\$70.40
143BB	Pg. 14	-	1 1/4"	1"	-	0.60	Back-to-Back Shower Door Knob Kit	\$70.40	\$82.64
146BB	Pg. 15	-	1 1/8"	1"	-	0.54	Back-to-Back Shower Door Knob Kit	\$70.44	\$82.64
150BB	Pg. 13	-	1 1/8"	1 1/2"	-	0.45	Back-to-Back Shower Door Knob Kit	\$82.48	\$97.58
172BB	Pg. 15	-	1 3/8"	1 1/2"	-	0.45	Back-to-Back Shower Door Knob Kit	\$77.26	\$91.12
174BB	Pg. 15	-	1 1/8"	1 1/4"	-	0.35	Back-to-Back Shower Door Knob Kit	\$78.54	\$98.42
175BB	Pg. 16	-	1 1/4"	1 1/4"	-	0.37	Back-to-Back Shower Door Knob Kit	\$100.08	
180BB	Pg. 16	-	1 3/16"	1"	-	0.39	Back-to-Back Shower Door Knob Kit	\$52.50	\$60.06
181BB	Pg. 16	-	1 5/16"	1 1/4"	-	0.61	Back-to-Back Shower Door Knob Kit	\$60.92	\$73.72
183BB	Pg. 16	-	1 5/16"	1 1/4"	-	0.61	Back-to-Back Shower Door Knob Kit	\$68.64	\$80.32
187BB	Pg. 17	-	1 1/4"	1 1/4"	-	0.93	Back-to-Back Shower Door Knob Kit	\$76.40	\$89.96
188BB	Pg. 17	-	1 1/4"	1 1/4"	-	0.83	Back-to-Back Shower Door Knob Kit	\$76.40	\$89.96
189BB	Pg. 17	-	1 1/4"	1 1/4"	-	0.83	Back-to-Back Shower Door Knob Kit	\$76.40	\$89.96
192BB	Pg. 13	-	1 3/16"	1 1/4"	-	0.43	Back-to-Back Shower Door Knob Kit	\$60.96	\$70.84
193BB	Pg. 13	-	1 1/4"	1 1/2"	-	0.71	Back-to-Back Shower Door Knob Kit	\$78.94	\$93.26
196BB	Pg. 18	-	1 1/4"	1"	-	0.37	Back-to-Back Shower Door Knob Kit	\$59.00	\$68.38
197BB	Pg. 18	-	1 9/16"	1 1/4"	-	0.69	Back-to-Back Shower Door Knob Kit	\$75.52	\$89.04
205BB-6	Pg. 31	6"	1 3/4"	1/2"	6 1/2"	1.00	Back-to-Back Shower Door Pull Kit	\$194.83	\$230.63
205BB-8	Pg. 31	8"	1 3/4"	1/2"	8 1/2"	1.24	Back-to-Back Shower Door Pull Kit	\$244.35	\$292.13
206BB-4	Pg. 32	4"	1 3/4"	1/2"	4 1/2"	0.82	Back-to-Back Shower Door Pull Kit	\$121.61	\$139.65
206BB-6	Pg. 32	6"	1 3/4"	1/2"	6 1/2"	1.06	Back-to-Back Shower Door Pull Kit	\$159.27	\$181.57
206BB-8	Pg. 32	8"	1 3/4"	1/2"	8 1/2"	1.30	Back-to-Back Shower Door Pull Kit	\$196.91	\$226.67
206BB-10	Pg. 32	10"	1 3/4"	1/2"	10 1/2"	1.54	Back-to-Back Shower Door Pull Kit	\$234.69	\$271.77
206BB-12	Pg. 32	12"	1 3/4"	1/2"	12 1/2"	1.80	Back-to-Back Shower Door Pull Kit	\$272.35	\$316.87
217BB-6	Pg. 33	6"	2 3/16"	1"	10"	6.57	Back-to-Back Shower Door Pull Kit	\$553.23	\$677.59



SHOWER DOOR PULL / SHOWER DOOR KNOB PRICE LIST

SKU	CATALOG PAGE	CtC	PROJ.	DIA.	OVERALL	Wt/ea in lbs	APPLICATION	TIER 1	TIER 2
217BB-8	Pg. 33	8"	2 3/16"	1"	12"	7.79	Back-to-Back Shower Door Pull Kit	\$652.71	\$801.95
217BB-10	Pg. 33	10"	2 3/16"	1"	14"	9.01	Back-to-Back Shower Door Pull Kit	\$752.21	\$926.31
222BB-6	Pg. 32	6"	2 1/2"	3/4"	6 3/4"	2.64	Back-to-Back Shower Door Pull Kit	\$191.47	\$233.51
222BB-8	Pg. 32	8"	2 1/2"	3/4"	8 3/4"	3.18	Back-to-Back Shower Door Pull Kit	\$236.75	\$292.71
222BB-10	Pg. 32	10"	2 1/2"	3/4"	10 3/4"	3.72	Back-to-Back Shower Door Pull Kit	\$281.95	\$351.89
222BB-12	Pg. 32	12"	2 1/2"	3/4"	12 3/4"	4.26	Back-to-Back Shower Door Pull Kit	\$327.21	\$411.17
222BB-18	Pg. 32	18"	2 1/2"	3/4"	18 3/4"	5.88	Back-to-Back Shower Door Pull Kit	\$463.85	\$588.81
222BB-24	Pg. 32	24"	2 1/2"	3/4"	24 3/4"	7.52	Back-to-Back Shower Door Pull Kit	\$627.59	\$766.53
222BB-30	Pg. 32	30"	2 1/2"	3/4"	30 3/4"	9.14	Back-to-Back Shower Door Pull Kit	\$734.25	\$944.17
232BB-6	Pg. 31	6"	2 1/2"	3/4"	6 3/4"	2.56	Back-to-Back Shower Door Pull Kit	\$249.67	\$292.71
232BB-8	Pg. 31	8"	2 1/2"	3/4"	8 3/4"	3.10	Back-to-Back Shower Door Pull Kit	\$314.23	\$371.73
232BB-10	Pg. 31	10"	2 1/2"	3/4"	10 3/4"	3.62	Back-to-Back Shower Door Pull Kit	\$378.79	\$450.63
232BB-12	Pg. 31	12"	2 1/2"	3/4"	12 3/4"	4.16	Back-to-Back Shower Door Pull Kit	\$443.55	\$529.61
232BB-18	Pg. 31	18"	2 1/2"	3/4"	18 3/4"	5.74	Back-to-Back Shower Door Pull Kit	\$637.27	\$766.53
232BB-24	Pg. 31	24"	2 1/2"	3/4"	24 3/4"	7.34	Back-to-Back Shower Door Pull Kit	\$831.11	\$1,003.39
232BB-30	Pg. 31	30"	2 1/2"	3/4"	30 3/4"	8.92	Back-to-Back Shower Door Pull Kit	\$1,024.97	\$1,240.33
236BB-6	Pg. 34	6"	2"	1"	6 1/2"	2.24	Back-to-Back Shower Door Pull Kit	\$239.87	\$283.11
236BB-8	Pg. 34	8"	2"	1"	8 1/2"	2.74	Back-to-Back Shower Door Pull Kit	\$304.63	\$362.13
236BB-10	Pg. 34	10"	2"	1"	10 1/2"	3.22	Back-to-Back Shower Door Pull Kit	\$369.27	\$446.59
236BB-12	Pg. 34	12"	2"	1"	12 1/2"	3.72	Back-to-Back Shower Door Pull Kit	\$433.87	\$526.67
236BB-18	Pg. 34	18"	2"	1"	18 1/2"	5.18	Back-to-Back Shower Door Pull Kit	\$627.67	\$756.93
236BB-24	Pg. 34	24"	2"	1"	24 1/2"	6.64	Back-to-Back Shower Door Pull Kit	\$821.51	\$993.79
236BB-30	Pg. 34	30"	2"	1"	30 1/2"	8.12	Back-to-Back Shower Door Pull Kit	\$1,015.37	\$1,230.73
238BB-6	Pg. 35	6"	1 3/4"	1" max	9"	3.14	Back-to-Back Shower Door Pull Kit	\$668.27	\$824.33
238BB-8	Pg. 35	8"	1 3/4"	1" max	10"	3.46	Back-to-Back Shower Door Pull Kit	\$737.39	\$910.79
239BB-6	Pg. 35	6"	1 3/4"	1" max	9"	3.42	Back-to-Back Shower Door Pull Kit	\$668.27	\$824.33
239BB-8	Pg. 35	8"	1 3/4"	1" max	10"	3.78	Back-to-Back Shower Door Pull Kit	\$737.39	\$910.79
240BB-8	Pg. 35	8"	2 3/8"	1 1/4" max	15"	7.71	Back-to-Back Shower Door Pull Kit	\$851.39	\$1,051.09
240BB-10	Pg. 35	10"	2 3/8"	1 1/4" max	18"	9.17	Back-to-Back Shower Door Pull Kit	\$1,246.73	\$1,531.73
240BB-14	Pg. 35	14"	2 3/8"	1 1/4" max	23"	11.61	Back-to-Back Shower Door Pull Kit	\$1,747.41	\$2,173.77
241BB-8	Pg. 35	8"	2 3/8"	1 1/4" max	15"	9.01	Back-to-Back Shower Door Pull Kit	\$851.39	\$1,051.09
241BB-10	Pg. 35	10"	2 3/8"	1 1/4" max	18"	10.75	Back-to-Back Shower Door Pull Kit	\$1,246.73	\$1,531.73
241BB-14	Pg. 35	14"	2 3/8"	1 1/4" max	23"	13.65	Back-to-Back Shower Door Pull Kit	\$1,747.41	\$2,173.77
242BB-8	Pg. 36	8"	2 1/4"	1"	12"	6.13	Back-to-Back Shower Door Pull Kit	\$475.75	\$563.45
242BB-10	Pg. 36	10"	2 1/4"	1"	14"	7.09	Back-to-Back Shower Door Pull Kit	\$545.75	\$648.11
242BB-12	Pg. 36	12"	2 1/4"	1"	16"	8.03	Back-to-Back Shower Door Pull Kit	\$615.89	\$732.11
242BB-18	Pg. 36	18"	2 1/4"	1"	22"	10.87	Back-to-Back Shower Door Pull Kit	\$825.93	\$985.71
242BB-24	Pg. 36	24"	2 1/4"	1"	28"	13.71	Back-to-Back Shower Door Pull Kit	\$1,035.95	\$1,239.33
243BB-10	Pg. 36	10"	2 1/2"	1 1/4"	14"	10.89	Back-to-Back Shower Door Pull Kit	\$692.73	\$825.81
243BB-12	Pg. 36	12"	2 1/2"	1 1/4"	16"	12.39	Back-to-Back Shower Door Pull Kit	\$783.93	\$935.01
243BB-18	Pg. 36	18"	2 1/2"	1 1/4"	22"	16.87	Back-to-Back Shower Door Pull Kit	\$1,056.97	\$1,264.69
243BB-24	Pg. 36	24"	2 1/2"	1 1/4"	28"	21.33	Back-to-Back Shower Door Pull Kit	\$1,329.99	\$1,594.39
246BB-6	Pg. 36	6"	1 3/4"	3/4"	10"	3.09	Back-to-Back Shower Door Pull Kit	\$284.57	\$351.89
246BB-8	Pg. 36	8"	1 3/4"	3/4"	12"	3.63	Back-to-Back Shower Door Pull Kit	\$330.35	\$411.17
246BB-12	Pg. 36	12"	1 3/4"	3/4"	16"	4.67	Back-to-Back Shower Door Pull Kit	\$444.81	\$559.35
246BB-18	Pg. 36	18"	1 3/4"	3/4"	22"	6.25	Back-to-Back Shower Door Pull Kit	\$559.27	\$707.29
246BB-24	Pg. 36	24"	1 3/4"	3/4"	28"	7.83	Back-to-Back Shower Door Pull Kit	\$696.55	\$884.99



SHOWER DOOR PULL / SHOWER DOOR KNOB PRICE LIST

SKU	CATALOG PAGE	CtC	PROJ.	DIA.	OVERALL	Wt/ea in lbs	APPLICATION	TIER 1	TIER 2
247BB-6	Pg. 36	6"	17/8"	5/8"	10"	2.18	Back-to-Back Shower Door Pull Kit	\$266.89	\$319.23
247BB-8	Pg. 36	8"	17/8"	5/8"	12"	2.54	Back-to-Back Shower Door Pull Kit	\$311.09	\$373.81
247BB-10	Pg. 36	10"	17/8"	5/8"	14"	2.92	Back-to-Back Shower Door Pull Kit	\$352.37	\$425.85
247BB-12	Pg. 36	12"	17/8"	5/8"	16"	3.28	Back-to-Back Shower Door Pull Kit	\$392.43	\$475.53
247BB-18	Pg. 36	18"	17/8"	5/8"	22"	4.40	Back-to-Back Shower Door Pull Kit	\$531.85	\$646.81
247BB-24	Pg. 36	24"	17/8"	5/8"	28"	5.50	Back-to-Back Shower Door Pull Kit	\$620.17	\$755.97
250BB-6	Pg. 37	6"	2 1/2"	3/4"	6 3/4"	2.30	Back-to-Back Shower Door Pull Kit	\$351.99	\$421.89
250BB-8	Pg. 37	8"	2 1/2"	3/4"	8 3/4"	2.70	Back-to-Back Shower Door Pull Kit	\$399.83	\$481.09
250BB-10	Pg. 37	10"	2 1/2"	3/4"	10 3/4"	3.12	Back-to-Back Shower Door Pull Kit	\$436.77	\$526.77
250BB-18	Pg. 37	18"	2 1/2"	3/4"	18 3/4"	4.74	Back-to-Back Shower Door Pull Kit	\$878.23	\$1,055.21
254BB-6	Pg. 37	6"	1 3/4"	3/4" x 1/2"	10"	2.75	Back-to-Back Shower Door Pull Kit	\$485.59	\$588.45
254BB-8	Pg. 37	8"	1 3/4"	3/4" x 1/2"	12"	3.21	Back-to-Back Shower Door Pull Kit	\$571.45	\$693.41
254BB-10	Pg. 37	10"	1 3/4"	3/4" x 1/2"	14"	3.67	Back-to-Back Shower Door Pull Kit	\$657.33	\$799.63
254BB-12	Pg. 37	12"	1 3/4"	3/4" x 1/2"	16"	4.13	Back-to-Back Shower Door Pull Kit	\$743.27	\$905.91
256BB-6	Pg. 38	6"	1 9/16"	1"	10"	2.81	Back-to-Back Shower Door Pull Kit	\$392.41	\$489.45
256BB-8	Pg. 38	8"	1 9/16"	1"	12"	3.27	Back-to-Back Shower Door Pull Kit	\$459.63	\$546.57
256BB-10	Pg. 38	10"	1 9/16"	1"	14"	3.73	Back-to-Back Shower Door Pull Kit	\$526.95	\$628.37
256BB-12	Pg. 38	12"	1 9/16"	1"	16"	4.19	Back-to-Back Shower Door Pull Kit	\$594.25	\$710.15
257BB-6	Pg. 38	6"	1 9/16"	1"	10"	2.81	Back-to-Back Shower Door Pull Kit	\$392.41	\$489.47
257BB-8	Pg. 38	8"	1 9/16"	1"	12"	3.29	Back-to-Back Shower Door Pull Kit	\$459.63	\$546.57
257BB-10	Pg. 38	10"	1 9/16"	1"	14"	3.77	Back-to-Back Shower Door Pull Kit	\$526.95	\$628.37
257BB-12	Pg. 38	12"	1 9/16"	1"	16"	4.23	Back-to-Back Shower Door Pull Kit	\$594.25	\$710.15
258BB-6	Pg. 39	6"	2 1/2"	3/4"	6 3/4"	2.60	Back-to-Back Shower Door Pull Kit	\$236.75	\$307.83
258BB-8	Pg. 39	8"	2 1/2"	3/4"	8 3/4"	3.12	Back-to-Back Shower Door Pull Kit	\$297.03	\$390.43
259BB-6	Pg. 39	6"	1 5/8"	1"	10"	2.77	Back-to-Back Shower Door Pull Kit	\$392.41	\$489.45
259BB-8	Pg. 39	8"	1 5/8"	1"	12"	3.25	Back-to-Back Shower Door Pull Kit	\$459.63	\$546.57
259BB-10	Pg. 39	10"	1 5/8"	1"	14"	3.71	Back-to-Back Shower Door Pull Kit	\$526.95	\$628.37
259BB-12	Pg. 39	12"	1 5/8"	1"	16"	4.19	Back-to-Back Shower Door Pull Kit	\$594.25	\$710.15
259BB-18	Pg. 39	18"	1 5/8"	1"	22"	5.61	Back-to-Back Shower Door Pull Kit	\$796.29	\$906.87
262BB-9.5	Pg. 40	9 1/2"	1 15/16"	1"	12 1/2"	4.79	Back-to-Back Shower Door Pull Kit	\$763.11	\$937.95
275BB-8	Pg. 40	8"	1 3/4"	1 1/4" x 1/2"	10"	3.99	Back-to-Back Shower Door Pull Kit	\$851.39	\$1,051.09
275BB-10	Pg. 40	10"	1 3/4"	1 1/4" x 1/2"	14"	5.39	Back-to-Back Shower Door Pull Kit	\$904.47	\$1,116.63
275BB-12	Pg. 40	12"	1 3/4"	1 1/4" x 1/2"	16"	6.09	Back-to-Back Shower Door Pull Kit	\$930.99	\$1,150.65
275BB-18	Pg. 40	18"	1 3/4"	1 1/4" x 1/2"	22"	8.21	Back-to-Back Shower Door Pull Kit	\$1,010.59	\$1,249.29
276BB-8	Pg. 41	8"	1 3/4"	1 1/4" x 1/2"	10"	3.91	Back-to-Back Shower Door Pull Kit	\$851.39	\$1,051.09
276BB-10	Pg. 41	10"	1 3/4"	1 1/4" x 1/2"	14"	5.33	Back-to-Back Shower Door Pull Kit	\$904.47	\$1,116.63
276BB-12	Pg. 41	12"	1 3/4"	1 1/4" x 1/2"	16"	6.03	Back-to-Back Shower Door Pull Kit	\$930.99	\$1,150.65
276BB-18	Pg. 41	18"	1 3/4"	1 1/4" x 1/2"	22"	8.15	Back-to-Back Shower Door Pull Kit	\$1,010.59	\$1,249.29
279BB-8	Pg. 42	8"	1 3/4"	1 1/4" x 1/2"	10"	4.24	Back-to-Back Shower Door Pull Kit	\$1,010.51	\$1,250.15
279BB-10	Pg. 42	10"	1 3/4"	1 1/4" x 1/2"	14"	5.68	Back-to-Back Shower Door Pull Kit	\$1,074.21	\$1,328.79
279BB-12	Pg. 42	12"	1 3/4"	1 1/4" x 1/2"	16"	6.38	Back-to-Back Shower Door Pull Kit	\$1,106.03	\$1,369.63
279BB-18	Pg. 42	18"	1 3/4"	1 1/4" x 1/2"	22"	8.52	Back-to-Back Shower Door Pull Kit	\$1,201.55	\$1,487.99
282BB-9.5	Pg. 42	9 1/2"	1 15/16"	1"	12 1/2"	4.77	Back-to-Back Shower Door Pull Kit	\$763.11	\$937.95
294BB-8	Pg. 43	8"	2 1/4"	1 1/4" max	15"	7.71	Back-to-Back Shower Door Pull Kit	\$851.39	\$1,051.09
294BB-10	Pg. 43	10"	2 1/4"	1 1/4" max	18"	9.17	Back-to-Back Shower Door Pull Kit	\$1,246.73	\$1,531.73
294BB-14	Pg. 43	14"	2 1/4"	1 1/4" max	23"	11.61	Back-to-Back Shower Door Pull Kit	\$1,747.41	\$2,173.77
295BB-8	Pg. 43	8"	2 1/4"	1 1/4" max	15"	8.99	Back-to-Back Shower Door Pull Kit	\$851.39	\$1,051.09

SHOWER DOOR PULL / SHOWER DOOR KNOB PRICE LIST

SKU	CATALOG PAGE	CtC	PROJ.	DIA.	OVERALL	Wt/ea in lbs	APPLICATION	TIER 1	TIER 2
295BB-10	Pg. 43	10"	2 1/4"	1 1/4" max	18"	10.73	Back-to-Back Shower Door Pull Kit	\$1,246.73	\$1,531.73
295BB-14	Pg. 43	14"	2 1/4"	1 1/4" max	23"	13.61	Back-to-Back Shower Door Pull Kit	\$1,747.41	\$2,173.77
296BB-6	Pg. 43	6"	2"	1" max	9"	3.29	Back-to-Back Shower Door Pull Kit	\$677.87	\$833.93
296BB-8	Pg. 43	8"	2"	1" max	10"	3.61	Back-to-Back Shower Door Pull Kit	\$746.99	\$920.39
297BB-6	Pg. 43	6"	2"	1" max	9"	3.57	Back-to-Back Shower Door Pull Kit	\$677.87	\$833.93
297BB-8	Pg. 43	8"	2"	1" max	10"	3.93	Back-to-Back Shower Door Pull Kit	\$746.99	\$920.39
323BB-8	Pg. 46	8"	2 3/16"	1"	10"	5.69	Back-to-Back Shower Door Pull Kit	\$623.29	\$759.09
323BB-10	Pg. 46	10"	2 3/16"	1"	12"	6.75	Back-to-Back Shower Door Pull Kit	\$736.89	\$859.47
323BB-12	Pg. 46	12"	2 3/16"	1"	14"	7.81	Back-to-Back Shower Door Pull Kit	\$850.41	\$993.41
323BB-18	Pg. 46	18"	2 3/16"	1"	20"	10.99	Back-to-Back Shower Door Pull Kit	\$1,219.17	\$1,487.27
323BB-24	Pg. 46	24"	2 3/16"	1"	26"	14.17	Back-to-Back Shower Door Pull Kit	\$1,531.27	\$1,884.37
377BB	Pg. 20	-	1 1/4"	1 1/4"	-	0.49	Back-to-Back Shower Door Knob Kit	\$133.36	
378BB	Pg. 20	-	1"	1 1/4"	-	0.31	Back-to-Back Shower Door Knob Kit	\$95.02	
414BB-6	Pg. 47	6"	1 7/16"	5/8"	7"	1.52	Back-to-Back Shower Door Pull Kit	\$274.45	\$329.23
414BB-8	Pg. 47	8"	1 7/16"	5/8"	9"	1.88	Back-to-Back Shower Door Pull Kit	\$302.97	\$364.59
414BB-10	Pg. 47	10"	1 7/16"	5/8"	11"	2.26	Back-to-Back Shower Door Pull Kit	\$331.51	\$399.97
415BB-6	Pg. 47	6"	1 9/16"	3/4"	7"	2.10	Back-to-Back Shower Door Pull Kit	\$325.19	\$392.15
415BB-8	Pg. 47	8"	1 9/16"	3/4"	9"	2.64	Back-to-Back Shower Door Pull Kit	\$340.69	\$411.37
415BB-10	Pg. 47	10"	1 9/16"	3/4"	11"	3.18	Back-to-Back Shower Door Pull Kit	\$387.19	\$469.03
415BB-12	Pg. 47	12"	1 9/16"	3/4"	13"	3.70	Back-to-Back Shower Door Pull Kit	\$418.19	\$507.47
528BB	Pg. 21	-	1 1/4"	1 1/4"	-	0.42	Back-to-Back Shower Door Knob Kit	\$109.96	\$130.70
529BB	Pg. 21	-	1 1/4"	1 1/2"	-	0.56	Back-to-Back Shower Door Knob Kit	\$115.10	\$137.12
536BB-6	Pg. 51	6"	1 11/16"	5/8"	7 1/2"	1.92	Back-to-Back Shower Door Pull Kit	\$220.49	\$262.21
536BB-8	Pg. 51	8"	1 11/16"	5/8"	9 1/2"	2.30	Back-to-Back Shower Door Pull Kit	\$266.99	\$314.63
536BB-10	Pg. 51	10"	1 11/16"	5/8"	11 1/2"	2.68	Back-to-Back Shower Door Pull Kit	\$313.45	\$377.41
537BB-6	Pg. 51	6"	2"	3/4"	8"	3.17	Back-to-Back Shower Door Pull Kit	\$260.23	\$309.17
537BB-8	Pg. 51	8"	2"	3/4"	10"	3.71	Back-to-Back Shower Door Pull Kit	\$311.35	\$372.51
537BB-10	Pg. 51	10"	2"	3/4"	12"	4.25	Back-to-Back Shower Door Pull Kit	\$362.45	\$428.59
537BB-12	Pg. 51	12"	2"	3/4"	14"	4.79	Back-to-Back Shower Door Pull Kit	\$413.57	\$499.21
538BB-8	Pg. 51	8"	2 5/8"	1"	10 1/2"	6.56	Back-to-Back Shower Door Pull Kit	\$510.13	\$618.85
538BB-10	Pg. 51	10"	2 5/8"	1"	12 1/2"	7.52	Back-to-Back Shower Door Pull Kit	\$596.59	\$693.91
538BB-12	Pg. 51	12"	2 5/8"	1"	14 1/2"	8.48	Back-to-Back Shower Door Pull Kit	\$683.21	\$833.35
538BB-18	Pg. 51	18"	2 5/8"	1"	20 1/2"	11.36	Back-to-Back Shower Door Pull Kit	\$942.83	\$1,151.87
538BB-24	Pg. 51	24"	2 5/8"	1"	26 1/2"	14.24	Back-to-Back Shower Door Pull Kit	\$1,202.45	\$1,476.83
547BB-6	Pg. 52	6"	1 9/16"	3/4"	8"	2.20	Back-to-Back Shower Door Pull Kit	\$286.85	\$344.45
547BB-8	Pg. 52	8"	1 9/16"	3/4"	10"	2.70	Back-to-Back Shower Door Pull Kit	\$347.09	\$422.31
547BB-10	Pg. 52	10"	1 9/16"	3/4"	12"	3.18	Back-to-Back Shower Door Pull Kit	\$407.17	\$493.57
547BB-12	Pg. 52	12"	1 9/16"	3/4"	14"	3.66	Back-to-Back Shower Door Pull Kit	\$467.33	\$568.11
548BB	Pg. 22	-	1 1/4"	3/4"	-	0.33	Back-to-Back Shower Door Knob Kit	\$76.12	\$89.66
549BB	Pg. 22	-	1 1/4"	1"	-	0.59	Back-to-Back Shower Door Knob Kit	\$85.14	\$100.94
550BB	Pg. 22	-	1 1/4"	1 1/4"	-	0.93	Back-to-Back Shower Door Knob Kit	\$97.76	\$116.68
553BB-6	Pg. 53	6"	1 1/2"	3/4"	8"	2.32	Back-to-Back Shower Door Pull Kit	\$286.85	\$344.45
553BB-8	Pg. 53	8"	1 1/2"	3/4"	10"	2.84	Back-to-Back Shower Door Pull Kit	\$347.09	\$422.31
553BB-10	Pg. 53	10"	1 1/2"	3/4"	12"	3.36	Back-to-Back Shower Door Pull Kit	\$407.17	\$493.57
553BB-12	Pg. 53	12"	1 1/2"	3/4"	14"	3.88	Back-to-Back Shower Door Pull Kit	\$467.33	\$568.11
559BB-6	Pg. 54	6"	1 9/16"	3/4"	8"	2.22	Back-to-Back Shower Door Pull Kit	\$286.85	\$344.45
559BB-8	Pg. 54	8"	1 9/16"	3/4"	10"	2.70	Back-to-Back Shower Door Pull Kit	\$347.09	\$422.31



SHOWER DOOR PULL / SHOWER DOOR KNOB PRICE LIST

SKU	CATALOG PAGE	CtC	PROJ.	DIA.	OVERALL	Wt/ea in lbs	APPLICATION	TIER 1	TIER 2
559BB-10	Pg. 54	10"	1 9/16"	3/4"	12"	3.18	Back-to-Back Shower Door Pull Kit	\$407.17	\$493.57
559BB-12	Pg. 54	12"	1 9/16"	3/4"	14"	3.66	Back-to-Back Shower Door Pull Kit	\$467.33	\$568.11
560BB	Pg. 22	-	1 1/4"	3/4"	-	0.35	Back-to-Back Shower Door Knob Kit	\$76.12	\$89.66
561BB	Pg. 22	-	1 1/4"	1"	-	0.59	Back-to-Back Shower Door Knob Kit	\$85.14	\$100.94
562BB	Pg. 22	-	1 1/4"	1 1/4"	-	0.93	Back-to-Back Shower Door Knob Kit	\$97.76	\$116.68
565BB-6	Pg. 55	6"	1 1/2"	3/4"	8"	2.34	Back-to-Back Shower Door Pull Kit	\$286.85	\$344.45
565BB-8	Pg. 55	8"	1 1/2"	3/4"	10"	2.88	Back-to-Back Shower Door Pull Kit	\$347.09	\$422.31
565BB-10	Pg. 55	10"	1 1/2"	3/4"	12"	3.40	Back-to-Back Shower Door Pull Kit	\$407.17	\$493.57
565BB-12	Pg. 55	12"	1 1/2"	3/4"	14"	3.92	Back-to-Back Shower Door Pull Kit	\$467.33	\$568.11
566BB-10	Pg. 52	10"	2 1/8"	1"	14"	6.45	Back-to-Back Shower Door Pull Kit	\$824.09	\$1,016.21
566BB-12	Pg. 52	12"	2 1/8"	1"	16"	7.29	Back-to-Back Shower Door Pull Kit	\$933.97	\$1,144.13
566BB-18	Pg. 52	18"	2 1/8"	1"	22"	9.83	Back-to-Back Shower Door Pull Kit	\$1,263.27	\$1,553.31
566BB-24	Pg. 52	24"	2 1/8"	1"	28"	12.35	Back-to-Back Shower Door Pull Kit	\$1,592.61	\$1,960.35
567BB-10	Pg. 53	10"	2 1/8"	1"	14"	7.09	Back-to-Back Shower Door Pull Kit	\$824.09	\$1,016.21
567BB-12	Pg. 53	12"	2 1/8"	1"	16"	8.03	Back-to-Back Shower Door Pull Kit	\$933.97	\$1,144.13
567BB-18	Pg. 53	18"	2 1/8"	1"	22"	10.87	Back-to-Back Shower Door Pull Kit	\$1,263.27	\$1,553.31
567BB-24	Pg. 53	24"	2 1/8"	1"	28"	13.71	Back-to-Back Shower Door Pull Kit	\$1,592.61	\$1,960.35
568BB-10	Pg. 54	10"	2 1/8"	1"	14"	6.45	Back-to-Back Shower Door Pull Kit	\$824.09	\$1,016.21
568BB-12	Pg. 54	12"	2 1/8"	1"	16"	7.29	Back-to-Back Shower Door Pull Kit	\$933.97	\$1,144.13
568BB-18	Pg. 54	18"	2 1/8"	1"	22"	9.83	Back-to-Back Shower Door Pull Kit	\$1,263.27	\$1,553.31
568BB-24	Pg. 54	24"	2 1/8"	1"	28"	12.35	Back-to-Back Shower Door Pull Kit	\$1,592.61	\$1,960.35
569BB-10	Pg. 55	10"	2 1/8"	1"	14"	7.09	Back-to-Back Shower Door Pull Kit	\$824.09	\$1,016.21
569BB-12	Pg. 55	12"	2 1/8"	1"	16"	8.03	Back-to-Back Shower Door Pull Kit	\$933.97	\$1,144.13
569BB-18	Pg. 55	18"	2 1/8"	1"	22"	10.87	Back-to-Back Shower Door Pull Kit	\$1,263.27	\$1,553.31
569BB-24	Pg. 55	24"	2 1/8"	1"	28"	13.71	Back-to-Back Shower Door Pull Kit	\$1,592.61	\$1,960.35
578BB	Pg. 23	-	1 1/8"	1 1/4"	-	0.41	Back-to-Back Shower Door Knob Kit	\$139.06	\$162.48
579BB	Pg. 23	-	1 5/16"	1 1/2"	-	0.69	Back-to-Back Shower Door Knob Kit	\$152.60	\$178.70
581BB	Pg. 23	-	1 1/8"	1 1/4"	-	0.41	Back-to-Back Shower Door Knob Kit	\$118.96	\$134.40
582BB	Pg. 23	-	1 5/16"	1 1/2"	-	0.69	Back-to-Back Shower Door Knob Kit	\$126.36	\$147.36
584BB	Pg. 24	-	1 1/8"	1 1/4"	-	0.41	Back-to-Back Shower Door Knob Kit	\$139.06	\$162.48
585BB	Pg. 24	-	1 5/16"	1 1/2"	-	0.69	Back-to-Back Shower Door Knob Kit	\$152.60	\$178.70
587BB	Pg. 24	-	1 1/8"	1 1/4"	-	0.41	Back-to-Back Shower Door Knob Kit	\$139.06	\$162.48
588BB	Pg. 24	-	1 5/16"	1 1/2"	-	0.69	Back-to-Back Shower Door Knob Kit	\$152.60	\$178.70
632BB	Pg. 25	-	1 3/16"	1 1/4"	-	0.35	Back-to-Back Shower Door Knob Kit	\$105.40	\$120.42
633BB	Pg. 25	-	1 1/4"	1 1/2"	-	0.57	Back-to-Back Shower Door Knob Kit	\$126.90	\$145.78
636BB	Pg. 26	-	1 5/8"	1 1/4"	-	0.65	Back-to-Back Shower Door Knob Kit	\$105.40	\$120.42
637BB	Pg. 26	-	1 7/8"	1 1/2"	-	1.11	Back-to-Back Shower Door Knob Kit	\$126.90	\$145.78
674BB	Pg. 26	-	1 1/8"	1 3/16"	-	0.31	Back-to-Back Shower Door Knob Kit	\$68.94	\$80.60
675BB	Pg. 26	-	1 1/4"	1 3/8"	-	0.43	Back-to-Back Shower Door Knob Kit	\$75.32	\$88.56
676BB	Pg. 26	-	1 7/16"	1 1/2"	-	0.59	Back-to-Back Shower Door Knob Kit	\$81.70	\$96.36
731BB-6	Pg. 62	6"	1 3/8"	5/8" x 3/8"	6 1/2"	1.70	Back-to-Back Shower Door Pull Kit	\$210.85	\$243.79
731BB-8	Pg. 62	8"	1 3/8"	5/8" x 3/8"	8 1/2"	1.98	Back-to-Back Shower Door Pull Kit	\$265.75	\$309.67
731BB-10	Pg. 62	10"	1 3/8"	5/8" x 3/8"	10 1/2"	2.28	Back-to-Back Shower Door Pull Kit	\$320.63	\$375.51
731BB-12	Pg. 62	12"	1 3/8"	5/8" x 3/8"	12 1/2"	2.56	Back-to-Back Shower Door Pull Kit	\$375.49	\$441.35
732BB-8	Pg. 62	8"	1 3/8"	3/4" x 3/8"	8 1/2"	2.32	Back-to-Back Shower Door Pull Kit	\$339.79	\$402.85
732BB-10	Pg. 62	10"	1 3/8"	3/4" x 3/8"	10 1/2"	2.66	Back-to-Back Shower Door Pull Kit	\$413.07	\$500.87
732BB-12	Pg. 62	12"	1 3/8"	3/4" x 3/8"	12 1/2"	3.00	Back-to-Back Shower Door Pull Kit	\$486.45	\$591.79

SHOWER DOOR PULL / SHOWER DOOR KNOB PRICE LIST

SKU	CATALOG PAGE	CtC	PROJ.	DIA.	OVERALL	Wt/ea in lbs	APPLICATION	TIER 1	TIER 2
732BB-18	Pg. 62	18"	1 3/8"	3/4" x 3/8"	18 1/2"	4.04	Back-to-Back Shower Door Pull Kit	\$706.55	\$867.43
733BB-8	Pg. 62	8"	1 1/2"	1" x 1/2"	8 1/2"	3.84	Back-to-Back Shower Door Pull Kit	\$413.67	\$492.69
733BB-10	Pg. 62	10"	1 1/2"	1" x 1/2"	10 1/2"	4.46	Back-to-Back Shower Door Pull Kit	\$505.51	\$615.45
733BB-12	Pg. 62	12"	1 1/2"	1" x 1/2"	12 1/2"	5.08	Back-to-Back Shower Door Pull Kit	\$597.37	\$713.03
733BB-18	Pg. 62	18"	1 1/2"	1" x 1/2"	18 1/2"	6.92	Back-to-Back Shower Door Pull Kit	\$872.97	\$1,067.93
733BB-24	Pg. 62	24"	1 1/2"	1" x 1/2"	24 1/2"	8.74	Back-to-Back Shower Door Pull Kit	\$1,148.57	\$1,412.37
765BB-6	Pg. 65	6"	1 5/8"	1" x 3/4"	6 3/4"	3.66	Back-to-Back Shower Door Pull Kit	\$332.29	\$394.49
765BB-8	Pg. 65	8"	1 5/8"	1" x 3/4"	8 3/4"	4.40	Back-to-Back Shower Door Pull Kit	\$414.61	\$495.33
765BB-10	Pg. 65	10"	1 5/8"	1" x 3/4"	10 3/4"	5.14	Back-to-Back Shower Door Pull Kit	\$528.11	\$634.35
765BB-12	Pg. 65	12"	1 5/8"	1" x 3/4"	12 3/4"	5.90	Back-to-Back Shower Door Pull Kit	\$606.83	\$732.07
765BB-18	Pg. 65	18"	1 5/8"	1" x 3/4"	18 3/4"	8.14	Back-to-Back Shower Door Pull Kit	\$883.23	\$1,071.13
765BB-24	Pg. 65	24"	1 5/8"	1" x 3/4"	24 3/4"	10.40	Back-to-Back Shower Door Pull Kit	\$1,157.85	\$1,408.33
785BB-6	Pg. 66	6"	1 5/8"	1" x 3/4"	6 3/4"	3.66	Back-to-Back Shower Door Pull Kit	\$332.29	\$394.49
785BB-8	Pg. 66	8"	1 5/8"	1" x 3/4"	8 3/4"	4.40	Back-to-Back Shower Door Pull Kit	\$414.61	\$495.33
785BB-10	Pg. 66	10"	1 5/8"	1" x 3/4"	10 3/4"	5.14	Back-to-Back Shower Door Pull Kit	\$528.11	\$634.35
785BB-12	Pg. 66	12"	1 5/8"	1" x 3/4"	12 3/4"	5.90	Back-to-Back Shower Door Pull Kit	\$606.83	\$732.07
785BB-18	Pg. 66	18"	1 5/8"	1" x 3/4"	18 3/4"	8.14	Back-to-Back Shower Door Pull Kit	\$883.23	\$1,071.13
785BB-24	Pg. 66	24"	1 5/8"	1" x 3/4"	24 3/4"	10.40	Back-to-Back Shower Door Pull Kit	\$1,157.85	\$1,408.33
795BB-6	Pg. 67	6"	1 5/8"	1" x 3/4"	6 3/4"	3.40	Back-to-Back Shower Door Pull Kit	\$332.29	\$394.49
795BB-8	Pg. 67	8"	1 5/8"	1" x 3/4"	8 3/4"	4.18	Back-to-Back Shower Door Pull Kit	\$414.61	\$495.33
795BB-10	Pg. 67	10"	1 5/8"	1" x 3/4"	10 3/4"	4.94	Back-to-Back Shower Door Pull Kit	\$528.11	\$634.35
795BB-12	Pg. 67	12"	1 5/8"	1" x 3/4"	12 3/4"	5.72	Back-to-Back Shower Door Pull Kit	\$606.83	\$732.07
795BB-18	Pg. 67	18"	1 5/8"	1" x 3/4"	18 3/4"	8.04	Back-to-Back Shower Door Pull Kit	\$883.23	\$1,071.13
795BB-24	Pg. 67	24"	1 5/8"	1" x 3/4"	24 3/4"	10.36	Back-to-Back Shower Door Pull Kit	\$1,157.85	\$1,408.33
815BB-10	Pg. 67	10"	2 3/8"	3/4"	10 3/4"	2.60	Back-to-Back Shower Door Pull Kit	\$523.13	\$614.55
822BB-6	Pg. 32	6"	1 7/8"	3/4"	6 3/4"	2.40	Back-to-Back Shower Door Pull Kit	\$191.47	\$233.51
822BB-8	Pg. 32	8"	1 7/8"	3/4"	8 3/4"	2.90	Back-to-Back Shower Door Pull Kit	\$236.75	\$292.71
822BB-10	Pg. 32	10"	1 7/8"	3/4"	10 3/4"	3.40	Back-to-Back Shower Door Pull Kit	\$281.95	\$351.89
822BB-12	Pg. 32	12"	1 7/8"	3/4"	12 3/4"	3.88	Back-to-Back Shower Door Pull Kit	\$327.21	\$411.17
822BB-18	Pg. 32	18"	1 7/8"	3/4"	18 3/4"	5.38	Back-to-Back Shower Door Pull Kit	\$463.85	\$588.81
822BB-24	Pg. 32	24"	1 7/8"	3/4"	24 3/4"	6.86	Back-to-Back Shower Door Pull Kit	\$627.59	\$766.53
832BB-6	Pg. 31	6"	1 7/8"	3/4"	6 3/4"	2.32	Back-to-Back Shower Door Pull Kit	\$249.67	\$292.71
832BB-8	Pg. 31	8"	1 7/8"	3/4"	8 3/4"	2.80	Back-to-Back Shower Door Pull Kit	\$314.23	\$371.73
832BB-10	Pg. 31	10"	1 7/8"	3/4"	10 3/4"	3.28	Back-to-Back Shower Door Pull Kit	\$378.79	\$450.63
832BB-12	Pg. 31	12"	1 7/8"	3/4"	12 3/4"	3.76	Back-to-Back Shower Door Pull Kit	\$443.55	\$529.61
832BB-18	Pg. 31	18"	1 7/8"	3/4"	18 3/4"	5.20	Back-to-Back Shower Door Pull Kit	\$637.27	\$766.53
832BB-24	Pg. 31	24"	1 7/8"	3/4"	24 3/4"	6.62	Back-to-Back Shower Door Pull Kit	\$831.11	\$1,003.39
836BB-6	Pg. 34	6"	1 1/2"	1"	6 1/2"	2.02	Back-to-Back Shower Door Pull Kit	\$239.87	\$283.11
836BB-8	Pg. 34	8"	1 1/2"	1"	8 1/2"	2.46	Back-to-Back Shower Door Pull Kit	\$304.63	\$362.13
836BB-10	Pg. 34	10"	1 1/2"	1"	10 1/2"	2.90	Back-to-Back Shower Door Pull Kit	\$369.27	\$446.59
836BB-12	Pg. 34	12"	1 1/2"	1"	12 1/2"	3.34	Back-to-Back Shower Door Pull Kit	\$433.87	\$526.67
836BB-18	Pg. 34	18"	1 1/2"	1"	18 1/2"	4.66	Back-to-Back Shower Door Pull Kit	\$627.67	\$756.93
836BB-24	Pg. 34	24"	1 1/2"	1"	24 1/2"	5.98	Back-to-Back Shower Door Pull Kit	\$821.51	\$993.79
844BB-8	Pg. 63	8"	1 5/8"	1" x 3/4"	8 1/2"	4.00	Back-to-Back Shower Door Pull Kit	\$367.81	\$447.03
844BB-10	Pg. 63	10"	1 5/8"	1" x 3/4"	10 1/2"	4.76	Back-to-Back Shower Door Pull Kit	\$466.51	\$570.77
844BB-12	Pg. 63	12"	1 5/8"	1" x 3/4"	12 1/2"	5.52	Back-to-Back Shower Door Pull Kit	\$537.57	\$652.87
844BB-18	Pg. 63	18"	1 5/8"	1" x 3/4"	18 1/2"	7.82	Back-to-Back Shower Door Pull Kit	\$858.77	\$1,050.91



SHOWER DOOR PULL / SHOWER DOOR KNOB PRICE LIST

SKU	CATALOG PAGE	CtC	PROJ.	DIA.	OVERALL	Wt/ea in lbs	APPLICATION	TIER 1	TIER 2
844BB-24	Pg. 63	24"	1 5/8"	1" x 3/4"	24 1/2"	10.10	Back-to-Back Shower Door Pull Kit	\$1,019.35	\$1,249.93
845BB-8	Pg. 64	8"	1 5/8"	1"	8 1/2"	2.80	Back-to-Back Shower Door Pull Kit	\$367.81	\$447.03
845BB-10	Pg. 64	10"	1 5/8"	1"	10 1/2"	3.28	Back-to-Back Shower Door Pull Kit	\$466.51	\$570.77
845BB-12	Pg. 64	12"	1 5/8"	1"	12 1/2"	3.76	Back-to-Back Shower Door Pull Kit	\$537.57	\$652.87
845BB-18	Pg. 64	18"	1 5/8"	1"	18 1/2"	5.20	Back-to-Back Shower Door Pull Kit	\$858.77	\$1,050.91
845BB-24	Pg. 64	24"	1 5/8"	1"	24 1/2"	6.66	Back-to-Back Shower Door Pull Kit	\$1,019.35	\$1,249.93
847BB-6	Pg. 36	6"	1 1/2"	5/8"	10"	2.10	Back-to-Back Shower Door Pull Kit	\$266.89	\$319.23
847BB-8	Pg. 36	8"	1 1/2"	5/8"	12"	2.46	Back-to-Back Shower Door Pull Kit	\$311.09	\$373.81
847BB-10	Pg. 36	10"	1 1/2"	5/8"	14"	2.84	Back-to-Back Shower Door Pull Kit	\$352.37	\$425.85
847BB-12	Pg. 36	12"	1 1/2"	5/8"	16"	3.20	Back-to-Back Shower Door Pull Kit	\$392.43	\$475.53
847BB-18	Pg. 36	18"	1 1/2"	5/8"	22"	4.32	Back-to-Back Shower Door Pull Kit	\$531.85	\$646.81
847BB-24	Pg. 36	24"	1 1/2"	5/8"	28"	5.42	Back-to-Back Shower Door Pull Kit	\$620.17	\$755.97
850BB-6	Pg. 37	6"	1 7/8"	3/4"	6 3/4"	2.08	Back-to-Back Shower Door Pull Kit	\$351.99	\$421.89
850BB-8	Pg. 37	8"	1 7/8"	3/4"	8 3/4"	2.48	Back-to-Back Shower Door Pull Kit	\$399.83	\$481.09
850BB-10	Pg. 37	10"	1 7/8"	3/4"	10 3/4"	2.88	Back-to-Back Shower Door Pull Kit	\$436.77	\$526.77
850BB-18	Pg. 37	18"	1 7/8"	3/4"	18 3/4"	4.48	Back-to-Back Shower Door Pull Kit	\$878.23	\$1,055.21
851BB-6	Pg. 68	6"	1 7/8"	3/4"	8"	2.29	Back-to-Back Shower Door Pull Kit	\$386.97	\$434.89
851BB-8	Pg. 68	8"	1 7/8"	3/4"	10"	2.73	Back-to-Back Shower Door Pull Kit	\$429.61	\$506.19
851BB-10	Pg. 68	10"	1 7/8"	3/4"	12"	3.19	Back-to-Back Shower Door Pull Kit	\$523.13	\$614.55
852BB-10	Pg. 68	10"	2"	15/16"	12"	4.27	Back-to-Back Shower Door Pull Kit	\$538.33	\$632.11
855BB-16	Pg. 68	16"	1 7/8"	3/4"	18"	4.89	Back-to-Back Shower Door Pull Kit	\$1,091.07	\$1,282.29
858BB-6	Pg. 39	6"	1 7/8"	3/4"	6 3/4"	2.26	Back-to-Back Shower Door Pull Kit	\$236.75	\$307.83
858BB-8	Pg. 39	8"	1 7/8"	3/4"	8 3/4"	2.72	Back-to-Back Shower Door Pull Kit	\$297.03	\$390.43
858BB-10	Pg. 39	10"	1 7/8"	3/4"	10 3/4"	3.18	Back-to-Back Shower Door Pull Kit	\$357.31	\$419.87
858BB-12	Pg. 39	12"	1 7/8"	3/4"	12 3/4"	3.64	Back-to-Back Shower Door Pull Kit	\$417.65	\$504.21
858BB-18	Pg. 39	18"	1 7/8"	3/4"	18 3/4"	5.04	Back-to-Back Shower Door Pull Kit	\$598.55	\$714.45
882BB-8	Pg. 69	8"	2"	1/2"	10"	3.92	Back-to-Back Shower Door Pull Kit	\$601.69	\$740.57
882BB-10	Pg. 69	10"	2"	1/2"	12"	4.68	Back-to-Back Shower Door Pull Kit	\$709.83	\$875.73
882BB-12	Pg. 69	12"	2"	1/2"	14"	5.44	Back-to-Back Shower Door Pull Kit	\$793.05	\$979.75
882BB-18	Pg. 69	18"	2"	1/2"	20"	7.71	Back-to-Back Shower Door Pull Kit	\$1,107.31	\$1,372.61
882BB-24	Pg. 69	24"	2"	1/2"	26"	9.99	Back-to-Back Shower Door Pull Kit	\$1,421.97	\$1,765.91
887BB-8	Pg. 70	8"	2"	1/2"	10"	4.06	Back-to-Back Shower Door Pull Kit	\$551.19	\$677.45
887BB-10	Pg. 70	10"	2"	1/2"	12"	4.82	Back-to-Back Shower Door Pull Kit	\$649.49	\$800.31
887BB-12	Pg. 70	12"	2"	1/2"	14"	5.58	Back-to-Back Shower Door Pull Kit	\$747.89	\$923.31
887BB-18	Pg. 70	18"	2"	1/2"	20"	7.85	Back-to-Back Shower Door Pull Kit	\$1,042.89	\$1,292.07
887BB-24	Pg. 70	24"	2"	1/2"	26"	10.13	Back-to-Back Shower Door Pull Kit	\$1,337.99	\$1,660.95
892BB-8	Pg. 71	8"	2"	1/2"	10"	3.77	Back-to-Back Shower Door Pull Kit	\$629.47	\$775.29
892BB-10	Pg. 71	10"	2"	1/2"	12"	4.53	Back-to-Back Shower Door Pull Kit	\$743.01	\$917.21
892BB-12	Pg. 71	12"	2"	1/2"	14"	5.29	Back-to-Back Shower Door Pull Kit	\$830.85	\$1,027.01
892BB-18	Pg. 71	18"	2"	1/2"	20"	7.56	Back-to-Back Shower Door Pull Kit	\$1,161.29	\$1,440.07
892BB-24	Pg. 71	24"	2"	1/2"	26"	9.84	Back-to-Back Shower Door Pull Kit	\$1,491.63	\$1,852.99
944BB-6	Pg. 72	6"	1 5/8"	1" x 3/4"	6 3/4"	3.66	Back-to-Back Shower Door Pull Kit	\$417.21	\$503.69
944BB-8	Pg. 72	8"	1 5/8"	1" x 3/4"	8 3/4"	4.40	Back-to-Back Shower Door Pull Kit	\$523.79	\$642.69
944BB-10	Pg. 72	10"	1 5/8"	1" x 3/4"	10 3/4"	5.14	Back-to-Back Shower Door Pull Kit	\$671.83	\$828.23
944BB-12	Pg. 72	12"	1 5/8"	1" x 3/4"	12 3/4"	5.90	Back-to-Back Shower Door Pull Kit	\$778.61	\$951.59
944BB-18	Pg. 72	18"	1 5/8"	1" x 3/4"	18 3/4"	8.14	Back-to-Back Shower Door Pull Kit	\$1,140.67	\$1,401.55
944BB-24	Pg. 72	24"	1 5/8"	1" x 3/4"	24 3/4"	10.40	Back-to-Back Shower Door Pull Kit	\$1,501.41	\$1,847.37

SHOWER DOOR PULL / SHOWER DOOR KNOB PRICE LIST

SKU	CATALOG PAGE	CtC	PROJ.	DIA.	OVERALL	Wt/ea in lbs	APPLICATION	TIER 1	TIER 2
1309BB-6	Pg. 75	6"	1 7/8"	3/4"	8"	2.66	Back-to-Back Shower Door Pull Kit	\$488.97	
1309BB-8	Pg. 75	8"	1 7/8"	3/4"	10"	3.20	Back-to-Back Shower Door Pull Kit	\$599.53	
1309BB-10	Pg. 75	10"	1 7/8"	3/4"	12"	3.74	Back-to-Back Shower Door Pull Kit	\$710.37	
1309BB-12	Pg. 75	12"	1 7/8"	3/4"	14"	4.28	Back-to-Back Shower Door Pull Kit	\$821.05	
1310BB-8	Pg. 75	8"	2 7/16"	1"	10"	6.05	Back-to-Back Shower Door Pull Kit	\$713.17	
1310BB-10	Pg. 75	10"	2 7/16"	1"	12"	6.65	Back-to-Back Shower Door Pull Kit	\$772.93	
1310BB-12	Pg. 75	12"	2 7/16"	1"	14"	7.61	Back-to-Back Shower Door Pull Kit	\$892.29	
1310BB-18	Pg. 75	18"	2 7/16"	1"	20"	10.49	Back-to-Back Shower Door Pull Kit	\$1,253.81	
1310BB-24	Pg. 75	24"	2 7/16"	1"	26"	13.37	Back-to-Back Shower Door Pull Kit	\$1,609.29	
1331BB	Pg. 29	-	1 1/8"	3/8" x 1/4"	1 7/8"	0.39	Back-to-Back Shower Door Knob Kit	\$81.14	
1343BB-4	Pg. 78	4"	1 5/8"	5/8"	5 1/2"	1.47	Back-to-Back Shower Door Pull Kit	\$282.69	\$46.19
1343BB-5	Pg. 78	5"	1 5/8"	5/8"	6 1/2"	1.67	Back-to-Back Shower Door Pull Kit	\$330.03	\$46.19
1343BB-6	Pg. 78	6"	1 5/8"	5/8"	7 1/2"	1.85	Back-to-Back Shower Door Pull Kit	\$377.25	\$46.19
1343BB-8	Pg. 78	8"	1 5/8"	5/8"	9 1/2"	2.23	Back-to-Back Shower Door Pull Kit	\$471.97	\$46.19
1343BB-10	Pg. 78	10"	1 5/8"	5/8"	11 1/2"	2.59	Back-to-Back Shower Door Pull Kit	\$566.55	\$46.19
1343BB-12	Pg. 78	12"	1 5/8"	5/8"	13 1/2"	2.97	Back-to-Back Shower Door Pull Kit	\$660.75	\$46.19
1344BB-8	Pg. 78	8"	2 3/8"	7/8"	10"	4.50	Back-to-Back Shower Door Pull Kit	\$720.31	\$55.79
1344BB-10	Pg. 78	10"	2 3/8"	7/8"	12"	5.22	Back-to-Back Shower Door Pull Kit	\$847.69	\$55.79
1344BB-12	Pg. 78	12"	2 3/8"	7/8"	14"	5.96	Back-to-Back Shower Door Pull Kit	\$1,044.69	\$55.79
1344BB-18	Pg. 78	18"	2 3/8"	7/8"	20"	8.16	Back-to-Back Shower Door Pull Kit	\$1,383.93	\$55.79
1344BB-24	Pg. 78	24"	2 3/8"	7/8"	26"	10.34	Back-to-Back Shower Door Pull Kit	\$1,768.91	\$55.79
1345BB-8	Pg. 79	8"	2 1/8"	7/8"	10"	4.47	Back-to-Back Shower Door Pull Kit	\$609.55	
1345BB-10	Pg. 79	10"	2 1/8"	7/8"	12"	5.21	Back-to-Back Shower Door Pull Kit	\$715.71	
1345BB-12	Pg. 79	12"	2 1/8"	7/8"	14"	5.95	Back-to-Back Shower Door Pull Kit	\$879.87	
1345BB-18	Pg. 79	18"	2 1/8"	7/8"	20"	8.15	Back-to-Back Shower Door Pull Kit	\$1,162.57	
1345BB-24	Pg. 79	24"	2 1/8"	7/8"	26"	10.35	Back-to-Back Shower Door Pull Kit	\$1,483.39	
1346BB-4	Pg. 79	4"	1 5/8"	5/8"	5"	1.30	Back-to-Back Shower Door Pull Kit	\$243.27	
1346BB-5	Pg. 79	5"	1 5/8"	5/8"	6"	1.48	Back-to-Back Shower Door Pull Kit	\$282.73	
1346BB-6	Pg. 79	6"	1 5/8"	5/8"	7"	1.68	Back-to-Back Shower Door Pull Kit	\$322.07	
1346BB-8	Pg. 79	8"	1 5/8"	5/8"	9"	2.04	Back-to-Back Shower Door Pull Kit	\$401.01	
1346BB-10	Pg. 79	10"	1 5/8"	5/8"	11"	2.42	Back-to-Back Shower Door Pull Kit	\$479.83	
1346BB-12	Pg. 79	12"	1 5/8"	5/8"	13"	2.80	Back-to-Back Shower Door Pull Kit	\$558.33	
1362BB-8	Pg. 80	8"	2 1/16"	1"	9 1/8"	4.59	Back-to-Back Shower Door Pull Kit	\$738.13	
1362BB-10	Pg. 80	10"	2 1/16"	1"	11 1/8"	5.55	Back-to-Back Shower Door Pull Kit	\$831.43	
1362BB-12	Pg. 80	12"	2 1/16"	1"	13 1/8"	6.51	Back-to-Back Shower Door Pull Kit	\$924.99	
1362BB-18	Pg. 80	18"	2 1/16"	1"	19 1/8"	9.39	Back-to-Back Shower Door Pull Kit	\$1,323.77	
1363BB-12	Pg. 80	12"	2 7/16"	1 1/4"	13 3/8"	10.14	Back-to-Back Shower Door Pull Kit	\$1,575.59	
1363BB-18	Pg. 80	18"	2 7/16"	1 1/4"	19 3/8"	14.64	Back-to-Back Shower Door Pull Kit	\$2,272.33	
1363BB-24	Pg. 80	24"	2 7/16"	1 1/4"	25 3/8"	19.16	Back-to-Back Shower Door Pull Kit	\$2,474.43	
1363BB-30	Pg. 80	30"	2 7/16"	1 1/4"	31 3/8"	23.66	Back-to-Back Shower Door Pull Kit	\$2,685.87	
1366BB-8	Pg. 81	8"	2 1/16"	1"	9 1/8"	4.59	Back-to-Back Shower Door Pull Kit	\$840.49	
1366BB-10	Pg. 81	10"	2 1/16"	1"	11 1/8"	5.55	Back-to-Back Shower Door Pull Kit	\$947.77	
1366BB-12	Pg. 81	12"	2 1/16"	1"	13 1/8"	6.51	Back-to-Back Shower Door Pull Kit	\$1,055.37	
1366BB-18	Pg. 81	18"	2 1/16"	1"	19 1/8"	9.39	Back-to-Back Shower Door Pull Kit	\$1,513.97	
1367BB-12	Pg. 81	12"	2 7/16"	1 1/4"	13 3/8"	10.14	Back-to-Back Shower Door Pull Kit	\$1,803.57	
1367BB-18	Pg. 81	18"	2 7/16"	1 1/4"	19 3/8"	14.64	Back-to-Back Shower Door Pull Kit	\$2,604.81	
1367BB-24	Pg. 81	24"	2 7/16"	1 1/4"	25 3/8"	19.16	Back-to-Back Shower Door Pull Kit	\$2,837.23	



SHOWER DOOR PULL / SHOWER DOOR KNOB PRICE LIST

SKU	CATALOG PAGE	CtC	PROJ.	DIA.	OVERALL	Wt/ea in lbs	APPLICATION	TIER 1	TIER 2
1367BB-30	Pg. 81	30"	2 7/16"	1 1/4"	31 3/8"	23.66	Back-to-Back Shower Door Pull Kit	\$3,080.39	
1384BB	Pg. 30	-	1"	1 1/4"	-	0.31	Back-to-Back Shower Door Knob Kit	\$83.56	\$99.08
1387BB	Pg. 30	-	1 1/4"	1 1/4"	-	0.98	Back-to-Back Shower Door Knob Kit	\$92.90	
1417BB-10	Pg. 74	10"	2 1/8"	1"	12 1/2"	6.10	Back-to-Back Shower Door Pull Kit	\$516.61	
1417BB-12	Pg. 74	12"	2 1/8"	1"	14 1/2"	7.04	Back-to-Back Shower Door Pull Kit	\$591.87	
1417BB-18	Pg. 74	18"	2 1/8"	1"	20 1/2"	9.90	Back-to-Back Shower Door Pull Kit	\$817.69	
1442BB-8	Pg. 82	8"	2 1/8"	1"	10"	5.15	Back-to-Back Shower Door Pull Kit	\$686.53	
1442BB-10	Pg. 82	10"	2 1/8"	1"	12"	6.09	Back-to-Back Shower Door Pull Kit	\$852.37	
1442BB-12	Pg. 82	12"	2 1/8"	1"	14"	7.05	Back-to-Back Shower Door Pull Kit	\$984.55	
1442BB-18	Pg. 82	18"	2 1/8"	1"	20"	9.91	Back-to-Back Shower Door Pull Kit	\$1,380.27	
1442BB-24	Pg. 82	24"	2 1/8"	1"	26"	12.75	Back-to-Back Shower Door Pull Kit	\$1,779.29	
1446BB-6	Pg. 82	6"	1 5/8"	3/4"	7"	2.10	Back-to-Back Shower Door Pull Kit	\$367.23	
1446BB-8	Pg. 82	8"	1 5/8"	3/4"	9"	2.62	Back-to-Back Shower Door Pull Kit	\$510.55	
1446BB-10	Pg. 82	10"	1 5/8"	3/4"	11"	3.16	Back-to-Back Shower Door Pull Kit	\$589.83	
1446BB-12	Pg. 82	12"	1 5/8"	3/4"	13"	3.68	Back-to-Back Shower Door Pull Kit	\$668.33	
1920BB	Pg. 30	-	1 1/8"	1 1/4"	-	0.41	Back-to-Back Shower Door Knob Kit	\$64.88	\$75.72
1930BB	Pg. 30	-	1 1/4"	1 1/2"	-	0.69	Back-to-Back Shower Door Knob Kit	\$84.62	\$100.36
3731BB-6	Pg. 83	6"	1 3/8"	5/8" x 3/8"	6 1/2"	1.58	Back-to-Back Shower Door Pull Kit	\$271.77	\$303.07
3731BB-8	Pg. 83	8"	1 3/8"	5/8" x 3/8"	8 1/2"	1.84	Back-to-Back Shower Door Pull Kit	\$298.69	\$341.29
3731BB-10	Pg. 83	10"	1 3/8"	5/8" x 3/8"	10 1/2"	2.12	Back-to-Back Shower Door Pull Kit	\$359.05	\$401.85
3731BB-12	Pg. 83	12"	1 3/8"	5/8" x 3/8"	12 1/2"	2.38	Back-to-Back Shower Door Pull Kit	\$418.29	\$469.01
3732BB-8	Pg. 83	8"	1 3/8"	3/4" x 3/8"	8 1/2"	2.52	Back-to-Back Shower Door Pull Kit	\$383.83	\$444.53
3732BB-10	Pg. 83	10"	1 3/8"	3/4" x 3/8"	10 1/2"	2.94	Back-to-Back Shower Door Pull Kit	\$468.65	\$544.63
3732BB-12	Pg. 83	12"	1 3/8"	3/4" x 3/8"	12 1/2"	3.36	Back-to-Back Shower Door Pull Kit	\$553.13	\$644.33
3732BB-18	Pg. 83	18"	1 3/8"	3/4" x 3/8"	18 1/2"	4.74	Back-to-Back Shower Door Pull Kit	\$806.77	\$943.55
3733BB-8	Pg. 83	8"	1 1/2"	1" x 1/2"	8 1/2"	4.06	Back-to-Back Shower Door Pull Kit	\$468.59	\$544.89
3733BB-10	Pg. 83	10"	1 1/2"	1" x 1/2"	10 1/2"	4.74	Back-to-Back Shower Door Pull Kit	\$574.43	\$669.57
3733BB-12	Pg. 83	12"	1 1/2"	1" x 1/2"	12 1/2"	5.46	Back-to-Back Shower Door Pull Kit	\$680.09	\$794.21
3733BB-18	Pg. 83	18"	1 1/2"	1" x 1/2"	18 1/2"	7.74	Back-to-Back Shower Door Pull Kit	\$997.03	\$1,168.25
3733BB-24	Pg. 83	24"	1 1/2"	1" x 1/2"	24 1/2"	9.76	Back-to-Back Shower Door Pull Kit	\$1,313.99	\$1,542.27
J275BB-8	Pg. 127	8"	1 5/8"	1 1/4" x 1/2"	10"	4.56	Back-to-Back Shower Door Pull Kit	\$1,047.23	
J276BB-8	Pg. 127	8"	1 1/2"	1 1/4" x 1/2"	8 1/2"	4.08	Back-to-Back Shower Door Pull Kit	\$910.03	
J844BB-18	Pg. 128	18"	1 5/8"	1" x 3/4"	18 1/2"	7.82	Back-to-Back Shower Door Pull Kit	\$1,925.85	
L205BB-6	Pg. 111	6"	1 3/4"	1/2"	6 1/2"	0.86	Back-to-Back Shower Door Pull Kit	\$425.53	
L205BB-8	Pg. 111	8"	1 3/4"	1/2"	8 1/2"	1.06	Back-to-Back Shower Door Pull Kit	\$470.49	
L232BB-6	Pg. 111	6"	2 1/2"	3/4"	6 3/4"	2.36	Back-to-Back Shower Door Pull Kit	\$563.15	
L232BB-8	Pg. 111	8"	2 1/2"	3/4"	8 3/4"	2.80	Back-to-Back Shower Door Pull Kit	\$732.23	
L232BB-10	Pg. 111	10"	2 1/2"	3/4"	10 3/4"	3.26	Back-to-Back Shower Door Pull Kit	\$901.31	
L232BB-12	Pg. 111	12"	2 1/2"	3/4"	12 3/4"	3.70	Back-to-Back Shower Door Pull Kit	\$1,070.45	
L242BB-8	Pg. 112	8"	2 1/16"	1"	9 1/4"	2.29	Back-to-Back Shower Door Pull Kit	\$962.09	
L242BB-10	Pg. 112	10"	2 1/16"	1"	11 1/4"	2.51	Back-to-Back Shower Door Pull Kit	\$1,135.83	
L242BB-12	Pg. 112	12"	2 1/16"	1"	13 1/4"	2.75	Back-to-Back Shower Door Pull Kit	\$1,339.71	
L242BB-18	Pg. 112	18"	2 1/16"	1"	19 1/4"	3.45	Back-to-Back Shower Door Pull Kit	\$1,920.57	
L243BB-20	Pg. 113	20"	2 3/8"	1 1/4"	24"	8.11	Back-to-Back Shower Door Pull Kit	\$2,928.39	
L243BB-24	Pg. 113	24"	2 3/8"	1 1/4"	28"	8.41	Back-to-Back Shower Door Pull Kit	\$3,407.21	
L243BB-30	Pg. 113	30"	2 3/8"	1 1/4"	34"	8.89	Back-to-Back Shower Door Pull Kit	\$4,125.39	
L244BB-20	Pg. 112	20"	2 3/8"	1 1/4"	24"	8.35	Back-to-Back Shower Door Pull Kit	\$3,048.61	

SHOWER DOOR PULL / SHOWER DOOR KNOB PRICE LIST

SKU	CATALOG PAGE	CtC	PROJ.	DIA.	OVERALL	Wt/ea in lbs	APPLICATION	TIER 1	TIER 2
L244BB-24	Pg. 112	24"	2 3/8"	1 1/4"	28"	9.13	Back-to-Back Shower Door Pull Kit	\$3,547.53	
L244BB-30	Pg. 112	30"	2 3/8"	1 1/4"	34"	10.29	Back-to-Back Shower Door Pull Kit	\$4,295.75	
L246BB-6	Pg. 112	6"	1 5/8"	3/4"	7"	1.02	Back-to-Back Shower Door Pull Kit	\$637.99	
L246BB-8	Pg. 112	8"	1 5/8"	3/4"	9"	1.14	Back-to-Back Shower Door Pull Kit	\$871.49	
L246BB-10	Pg. 112	10"	1 5/8"	3/4"	11"	1.26	Back-to-Back Shower Door Pull Kit	\$1,104.99	
L246BB-12	Pg. 112	12"	1 5/8"	3/4"	13"	1.36	Back-to-Back Shower Door Pull Kit	\$1,338.49	
L275BB-8	Pg. 113	8"	1 3/4"	1 1/4" x 1/2"	10"	3.79	Back-to-Back Shower Door Pull Kit	\$854.63	
L275BB-10	Pg. 113	10"	1 3/4"	1 1/4" x 1/2"	12"	4.45	Back-to-Back Shower Door Pull Kit	\$1,014.29	
L275BB-12	Pg. 113	12"	1 3/4"	1 1/4" x 1/2"	14"	5.13	Back-to-Back Shower Door Pull Kit	\$1,174.21	
L275BB-18	Pg. 113	18"	1 3/4"	1 1/4" x 1/2"	20"	7.13	Back-to-Back Shower Door Pull Kit	\$1,653.51	
L276BB-8	Pg. 114	8"	1 3/4"	1 1/4" x 1/2"	10"	3.73	Back-to-Back Shower Door Pull Kit	\$854.63	
L276BB-10	Pg. 114	10"	1 3/4"	1 1/4" x 1/2"	12"	4.39	Back-to-Back Shower Door Pull Kit	\$1,014.29	
L276BB-12	Pg. 114	12"	1 3/4"	1 1/4" x 1/2"	14"	5.07	Back-to-Back Shower Door Pull Kit	\$1,174.21	
L276BB-18	Pg. 114	18"	1 3/4"	1 1/4" x 1/2"	20"	7.07	Back-to-Back Shower Door Pull Kit	\$1,653.51	
L536BB-6	Pg. 115	6"	1 11/16"	5/8"	8"	1.70	Back-to-Back Shower Door Pull Kit	\$526.31	
L536BB-8	Pg. 115	8"	1 11/16"	5/8"	10"	1.92	Back-to-Back Shower Door Pull Kit	\$646.35	
L536BB-10	Pg. 115	10"	1 11/16"	5/8"	12"	2.14	Back-to-Back Shower Door Pull Kit	\$766.39	
L536BB-12	Pg. 115	12"	1 11/16"	5/8"	14"	2.36	Back-to-Back Shower Door Pull Kit	\$886.41	
L537BB-6	Pg. 115	6"	2"	3/4"	8"	2.97	Back-to-Back Shower Door Pull Kit	\$735.41	
L537BB-8	Pg. 115	8"	2"	3/4"	10"	3.35	Back-to-Back Shower Door Pull Kit	\$900.21	
L537BB-10	Pg. 115	10"	2"	3/4"	12"	3.71	Back-to-Back Shower Door Pull Kit	\$1,064.91	
L537BB-12	Pg. 115	12"	2"	3/4"	14"	4.09	Back-to-Back Shower Door Pull Kit	\$1,229.67	
L538BB-8	Pg. 115	8"	2 5/8"	1"	11"	6.14	Back-to-Back Shower Door Pull Kit	\$962.09	
L538BB-10	Pg. 115	10"	2 5/8"	1"	13"	6.86	Back-to-Back Shower Door Pull Kit	\$1,126.35	
L538BB-12	Pg. 115	12"	2 5/8"	1"	15"	7.60	Back-to-Back Shower Door Pull Kit	\$1,291.81	
L538BB-18	Pg. 115	18"	2 5/8"	1"	21"	9.80	Back-to-Back Shower Door Pull Kit	\$1,786.15	
L538BB-24	Pg. 115	24"	2 5/8"	1"	27"	12.02	Back-to-Back Shower Door Pull Kit	\$2,280.63	
L661BB-6	Pg. 116	6"	1 3/4"	3/4"	6 3/4"	1.95	Back-to-Back Shower Door Pull Kit	\$547.95	
L661BB-8	Pg. 116	8"	1 3/4"	3/4"	8 3/4"	2.11	Back-to-Back Shower Door Pull Kit	\$731.37	
L661BB-10	Pg. 116	10"	1 3/4"	3/4"	10 3/4"	2.25	Back-to-Back Shower Door Pull Kit	\$900.37	
L661BB-12	Pg. 116	12"	1 3/4"	3/4"	12 3/4"	2.41	Back-to-Back Shower Door Pull Kit	\$1,069.29	
L829BB-8	Pg. 117	8"	2"	1" x 3/4"	10"	4.39	Back-to-Back Shower Door Pull Kit	\$986.57	
L829BB-10	Pg. 117	10"	2"	1" x 3/4"	12"	5.07	Back-to-Back Shower Door Pull Kit	\$1,172.71	
L829BB-12	Pg. 117	12"	2"	1" x 3/4"	14"	5.77	Back-to-Back Shower Door Pull Kit	\$1,358.85	
L829BB-18	Pg. 117	18"	2"	1" x 3/4"	20"	7.83	Back-to-Back Shower Door Pull Kit	\$1,916.55	
L832BB-6	Pg. 111	6"	1 7/8"	3/4"	6 3/4"	2.06	Back-to-Back Shower Door Pull Kit	\$563.13	
L832BB-8	Pg. 111	8"	1 7/8"	3/4"	8 3/4"	2.52	Back-to-Back Shower Door Pull Kit	\$732.23	
L832BB-10	Pg. 111	10"	1 7/8"	3/4"	10 3/4"	2.98	Back-to-Back Shower Door Pull Kit	\$901.31	
L832BB-12	Pg. 111	12"	1 7/8"	3/4"	12 3/4"	3.44	Back-to-Back Shower Door Pull Kit	\$1,070.45	
L842BB-8	Pg. 112	8"	2 1/8"	1"	10"	2.93	Back-to-Back Shower Door Pull Kit	\$962.09	
L842BB-10	Pg. 112	10"	2 1/8"	1"	12"	3.15	Back-to-Back Shower Door Pull Kit	\$1,135.83	
L842BB-12	Pg. 112	12"	2 1/8"	1"	14"	3.39	Back-to-Back Shower Door Pull Kit	\$1,339.71	
L842BB-18	Pg. 112	18"	2 1/8"	1"	20"	4.09	Back-to-Back Shower Door Pull Kit	\$1,920.57	
L842BB-24	Pg. 112	24"	2 1/8"	1"	26"	4.79	Back-to-Back Shower Door Pull Kit	\$2,502.47	
L842BB-30	Pg. 112	30"	2 1/8"	1"	32"	5.49	Back-to-Back Shower Door Pull Kit	\$3,081.89	
L846BB-6	Pg. 112	6"	1 5/8"	3/4"	8"	1.50	Back-to-Back Shower Door Pull Kit	\$637.99	
L846BB-8	Pg. 112	8"	1 5/8"	3/4"	10"	1.62	Back-to-Back Shower Door Pull Kit	\$871.49	

SHOWER DOOR PULL / SHOWER DOOR KNOB PRICE LIST

SKU	CATALOG PAGE	CtC	PROJ.	DIA.	OVERALL	Wt/ea in lbs	APPLICATION	TIER 1	TIER 2
L846BB-10	Pg. 112	10"	1 5/8"	3/4"	12"	1.74	Back-to-Back Shower Door Pull Kit	\$1,104.99	
L846BB-12	Pg. 112	12"	1 5/8"	3/4"	14"	1.86	Back-to-Back Shower Door Pull Kit	\$1,338.49	
L1309BB-6	Pg. 118	6"	1 7/8"	3/4"	8"	2.66	Back-to-Back Shower Door Pull Kit	\$630.67	
L1309BB-8	Pg. 118	8"	1 7/8"	3/4"	10"	3.20	Back-to-Back Shower Door Pull Kit	\$776.59	
L1309BB-10	Pg. 118	10"	1 7/8"	3/4"	12"	3.74	Back-to-Back Shower Door Pull Kit	\$922.89	
L1309BB-12	Pg. 118	12"	1 7/8"	3/4"	14"	4.28	Back-to-Back Shower Door Pull Kit	\$1,068.99	
L1310BB-8	Pg. 118	8"	2 7/16"	1"	10"	5.69	Back-to-Back Shower Door Pull Kit	\$923.95	
L1310BB-10	Pg. 118	10"	2 7/16"	1"	12"	6.65	Back-to-Back Shower Door Pull Kit	\$1,002.41	
L1310BB-12	Pg. 118	12"	2 7/16"	1"	14"	7.61	Back-to-Back Shower Door Pull Kit	\$1,159.97	
L1310BB-18	Pg. 118	18"	2 7/16"	1"	20"	10.17	Back-to-Back Shower Door Pull Kit	\$1,637.17	
L1310BB-24	Pg. 118	24"	2 7/16"	1"	26"	12.95	Back-to-Back Shower Door Pull Kit	\$2,106.41	
L1362BB-8	Pg. 119	8"	2 1/16"	1"	9 1/8"	2.17	Back-to-Back Shower Door Pull Kit	\$942.83	
L1362BB-10	Pg. 119	10"	2 1/16"	1"	11 1/8"	2.43	Back-to-Back Shower Door Pull Kit	\$1,064.13	
L1362BB-12	Pg. 119	12"	2 1/16"	1"	13 1/8"	2.69	Back-to-Back Shower Door Pull Kit	\$1,185.75	
L1362BB-18	Pg. 119	18"	2 1/16"	1"	19 1/8"	3.45	Back-to-Back Shower Door Pull Kit	\$1,704.17	
L1363BB-12	Pg. 119	12"	2 7/16"	1 1/4"	13 3/8"	4.66	Back-to-Back Shower Door Pull Kit	\$2,031.53	
L1363BB-18	Pg. 119	18"	2 7/16"	1 1/4"	19 3/8"	5.90	Back-to-Back Shower Door Pull Kit	\$2,937.29	
L1363BB-24	Pg. 119	24"	2 7/16"	1 1/4"	25 3/8"	7.14	Back-to-Back Shower Door Pull Kit	\$3,200.03	
L1363BB-30	Pg. 119	30"	2 7/16"	1 1/4"	31 3/8"	8.38	Back-to-Back Shower Door Pull Kit	\$3,474.89	

ONLY
THE BRONZE
CAN OFFER



- ✔ **Custom capability** – 130,000 unique items and counting
- ✔ **A Lifetime Warranty covering tarnishing, flaking, pitting and discoloration**
- ✔ **Crafted from 93% recycled brass – certified!**



MINIMUM 92% RECYCLED CONTENT

Since **1927**, Colonial Bronze has been crafting fine cabinet and architectural hardware.

Unlike our competitors, we **DON'T** import finished hardware, **never allowing** another party to have any influence on the quality products that bear our name. We control every aspect of our production and the level of quality that goes into our products.

Selecting Colonial Bronze means selecting products hand made by **American craftspeople: the finest available anywhere.**




COLONIAL BRONZE

FINE BRASS HARDWARE SINCE 1927



Josef Ruefelli



The TANNER'S CRAFT[®]
FINE HAND MADE LEATHER ACCESSORIES

OCTOBER 1, 2025 CATALOG AND PRICE LIST

511 WINSTED ROAD,
TORRINGTON, CT 06790

ORDERS AND TECH SUPPORT:
sales@thebronze.com

TEL. NUMBER: (860) 489-9233
TOLL - FREE : (800) 355-7894
TOLL - FREE FAX : (800) 355-7903
FAX: (860) 482-8760



www.colonialbronze.com



CHARTER MEMBER